

OFFICE SPACE FOR LEASE

FOUNDRY
COMMERCIAL

1000 PRIMERA BLVD. LAKE MARY, FL 32751
6,587 RSF AVAILABLE



3-STORY, CLASS A BUILDING

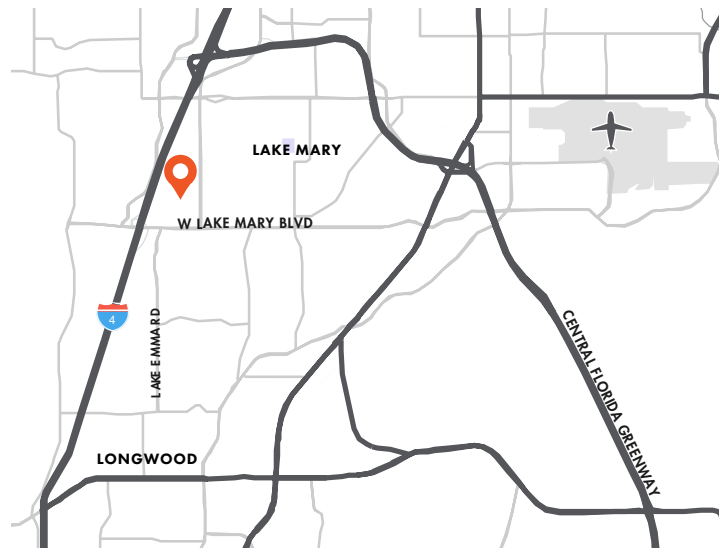


DESCRIPTION

1000 Primera is a 3-story, Class A+ office building located in the heart of Lake Mary. It is conveniently located just off Lake Mary Blvd and has ample parking available.

PROPERTY FEATURES

- On-site Cafe with large dining area
- High-end, unique space with modern finishes
- Premier on-site 3,400 SF fitness center with lockers & showers
- 2,700 SF community conference room



FOR MORE INFORMATION, PLEASE CONTACT:

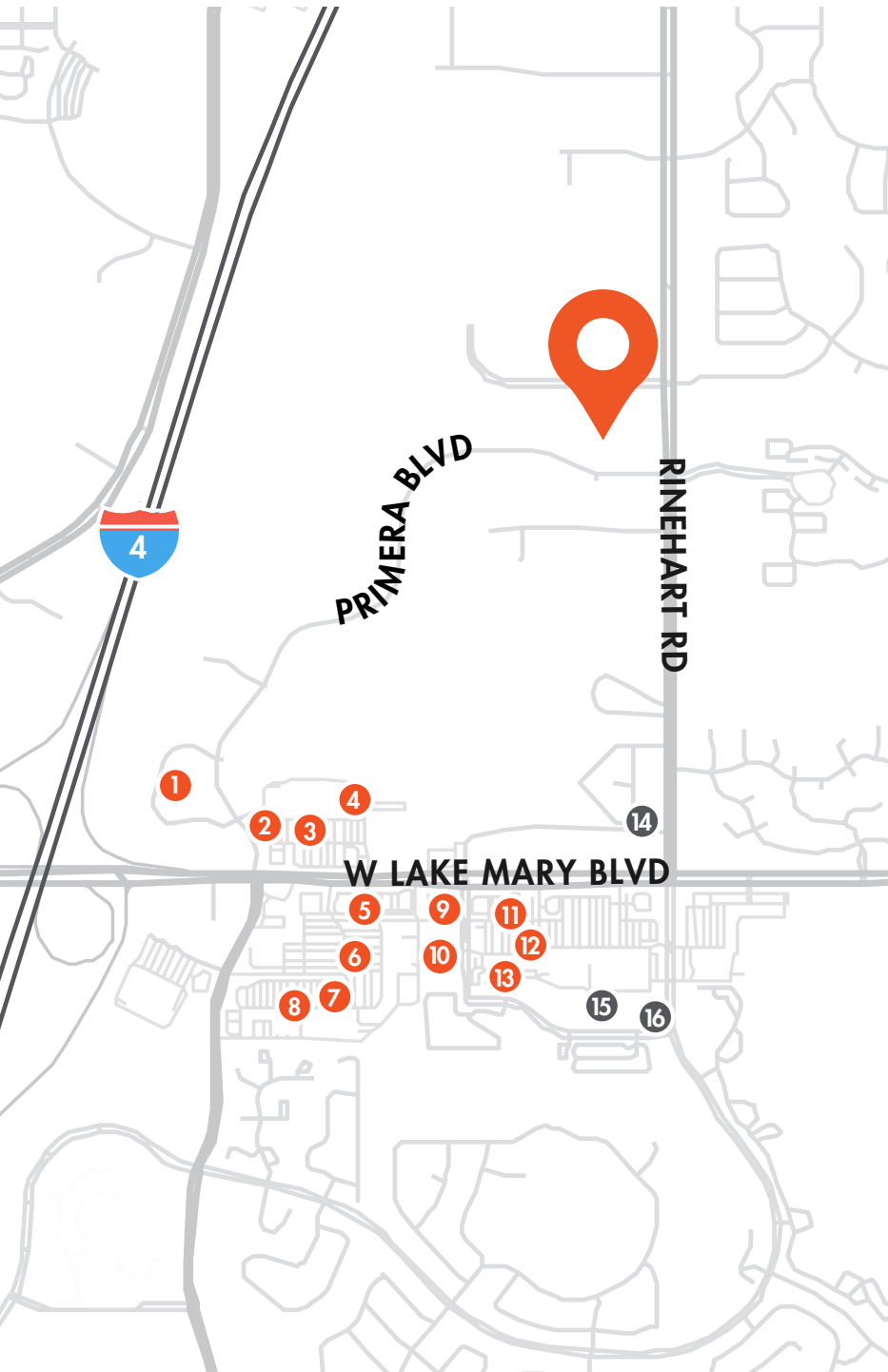
JOHN PIETKIEWICZ | 407.540.2793
Partner
John.Pietkiewicz@foundrycommercial.com
Licensed Real Estate Broker

GABE DE JESUS | 407.650.1501
Partner
Gabe.DeJesus@foundrycommercial.com
Licensed Real Estate Broker

FOUNDRY
COMMERCIAL

Although the information contained herein was provided by sources believed to be reliable, Foundry Commercial makes no representation, expressed or implied, as to its accuracy and said information is subject to errors, omissions or changes.

foundrycommercial.com



LOCATION

Located within Lake Mary, 1000 Primera has numerous options for eating out and ease of access to I-4. Nearby shopping centers include Lake Mary Centre and Shoppes of Lake Mary.

NEARBY DINING

1. Zoes Kitchen
2. Arby's
3. Dunkin' Donuts
4. Chick-fil-A
5. Chili's Grill & Bar
6. Keller's Real Smoked Barbeque
7. Memories of India
8. Thirsty Whale
9. Starbucks
10. Panera Bread
11. Chipotle
12. Huey Magoo's Chicken Tenders
13. Gator's Dockside

AMENITIES

14. Walgreens
15. Publix
16. Target

FOR MORE INFORMATION, PLEASE CONTACT:

JOHN PIETKIEWICZ | 407.540.2793

Partner

John.Pietkiewicz@foundrycommercial.com

Licensed Real Estate Broker

GABE DE JESUS | 407.650.1501

Partner

Gabe.DeJesus@foundrycommercial.com

Licensed Real Estate Broker

FOUNDRY
COMMERCIAL

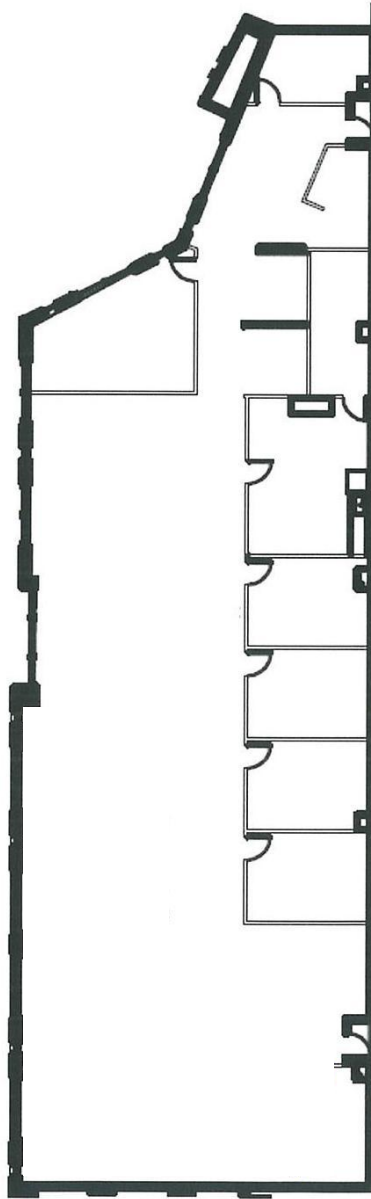
Although the information contained herein was provided by sources believed to be reliable, Foundry Commercial makes no representation, expressed or implied, as to its accuracy and said information is subject to errors, omissions or changes.

foundrycommercial.com

FLOOR PLAN

SUITE 360

6,587 SF AVAILABLE 7/1/24



FOR MORE INFORMATION, PLEASE CONTACT:

JOHN PIETKIEWICZ | 407.540.2793
Partner
John.Pietkiewicz@foundrycommercial.com
Licensed Real Estate Broker

GABE DE JESUS | 407.650.1501
Partner
Gabe.DeJesus@foundrycommercial.com
Licensed Real Estate Broker

FOUNDRY
COMMERCIAL

Although the information contained herein was provided by sources believed to be reliable, Foundry Commercial makes no representation, expressed or implied, as to its accuracy and said information is subject to errors, omissions or changes.

foundrycommercial.com

PHOTOS



FOR MORE INFORMATION, PLEASE CONTACT:

JOHN PIETKIEWICZ | 407.540.2793
Partner
John.Pietkiewicz@foundrycommercial.com
Licensed Real Estate Broker

GABE DE JESUS | 407.650.1501
Partner
Gabe.DeJesus@foundrycommercial.com
Licensed Real Estate Broker

Although the information contained herein was provided by sources believed to be reliable, Foundry Commercial makes no representation, expressed or implied, as to its accuracy and said information is subject to errors, omissions or changes.

FOUNDRY
COMMERCIAL

foundrycommercial.com