

FOR LEASE



PROPERTY DETAILS

1082 S. 300 W., Salt Lake City, UT 84101

- 1,642 SF Available
- Asking \$28.00 PSF / \$8.29 NNN's
- Shopping Center Can Be Seen From I-15 Which Averages 259,494 ADT
- Target Anchored (#2 Ranked in Utah Based on Average Monthly Visits)

NEARBY TENANTS



2025 DEMOS



EST. POPULATION

1 MILE » 21,147
3 MILE » 180,361
5 MILE » 357,940



EST. DAYTIME POPULATION 16+

1 MILE » 19,856
3 MILE » 175,588
5 MILE » 323,193



EST. HOUSEHOLDS

1 MILE » 10,199
3 MILE » 85,499
5 MILE » 152,752



EST. AVERAGE HH INCOME

1 MILE » \$93,511
3 MILE » \$104,151
5 MILE » \$113,329

NEWMARK



MOUNTAIN WEST

STEPHANIE BURANEK

sburanek@newmarkmw.com

direct 801.755.1191

[View Profile](#)

RUSS HARRIS

rharris@newmarkmw.com

direct 801.652.4990

[View Profile](#)

J.R. MOORE

jrmoore@newmarkmw.com

direct 801.550.2030

[View Profile](#)

FULL SERVICE

COMMERCIAL REAL ESTATE

312 East South Temple

Salt Lake City, Utah 84111

Office 801.456.8800

www.newmarkmw.com

300 WEST TOWN CENTER

SITE PLAN



NEWMARK

MOUNTAIN WEST

STEPHANIE BURANEK

sburanek@newmarkmw.com

direct 801.755.1191

[View Profile](#)

RUSS HARRIS

rharris@newmarkmw.com

direct 801.652.4990

[View Profile](#)

J.R. MOORE

jrmoore@newmarkmw.com

direct 801.550.2030

[View Profile](#)

**FULL SERVICE
COMMERCIAL REAL ESTATE**

312 East South Temple

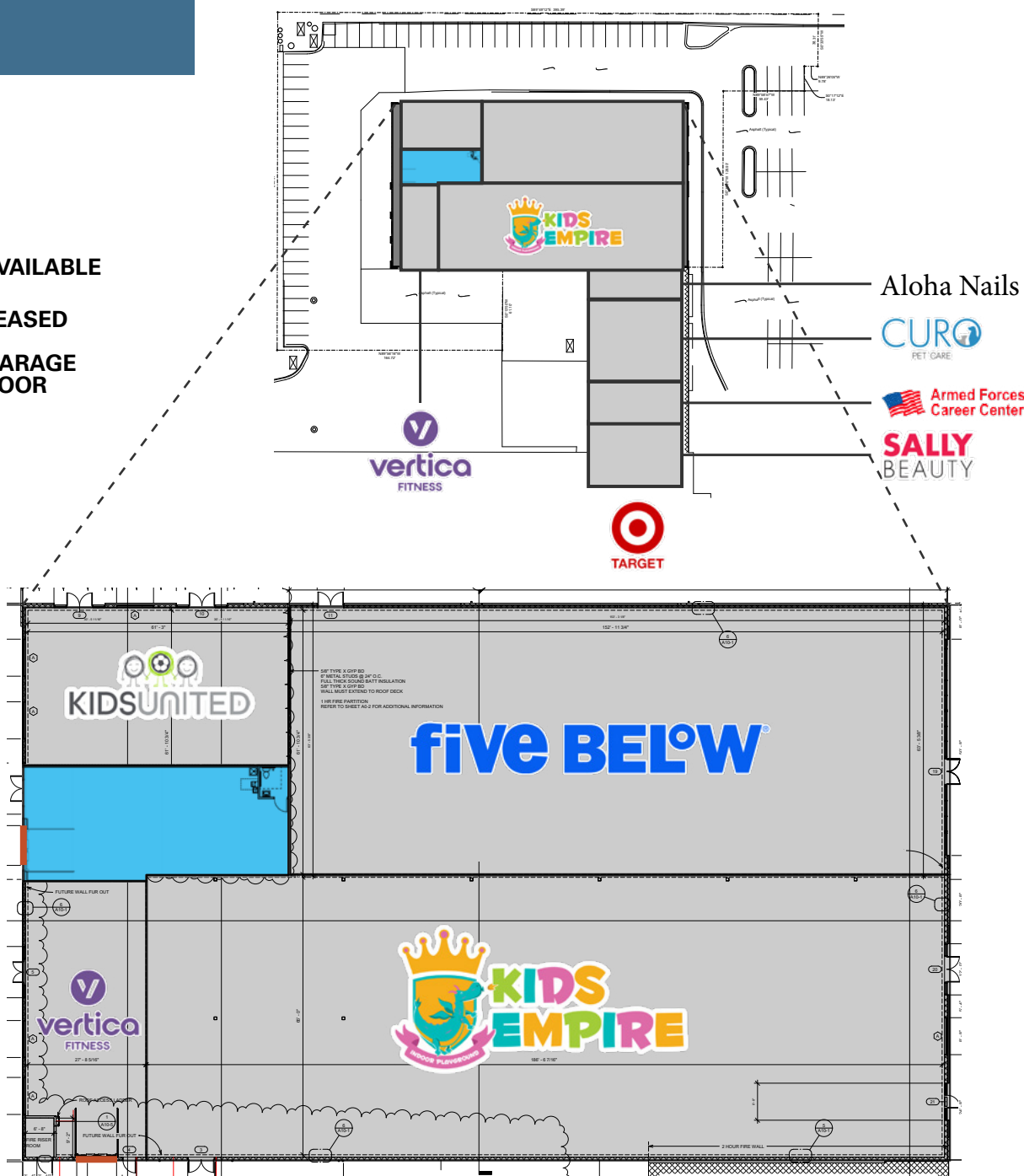

Salt Lake City, Utah 84111

Office 801.456.8800

www.newmarkmw.com

This statement with the information it contains is given with the understanding that all negotiations relating to the purchase, renting or leasing of the property described above shall be conducted through this office. The above information while not guaranteed has been secured from sources we believe to be reliable.

SITE PLAN



NEWMARK



MOUNTAIN WEST

STEPHANIE BURANEK

sburanek@newmarkmw.com

direct 801.755.1191

[View Profile](#)

RUSS HARRIS

rharris@newmarkmw.com

direct 801.652.4990

[View Profile](#)

J.R. MOORE

jrmoore@newmarkmw.com

direct 801.550.2030

[View Profile](#)

**FULL SERVICE
COMMERCIAL REAL ESTATE**

312 East South Temple

Salt Lake City, Utah 84111

Office 801.456.8800

www.newmarkmw.com



NEWMARK

 MOUNTAIN WEST

STEPHANIE BURANEK

sburanek@newmarkmw.com

direct 801.755.1191

[View Profile](#)

RUSS HARRIS

rharris@newmarkmw.com

direct 801.652.4990

[View Profile](#)

J.R. MOORE

jrmoore@newmarkmw.com

direct 801.550.2030

[View Profile](#)



FULL SERVICE

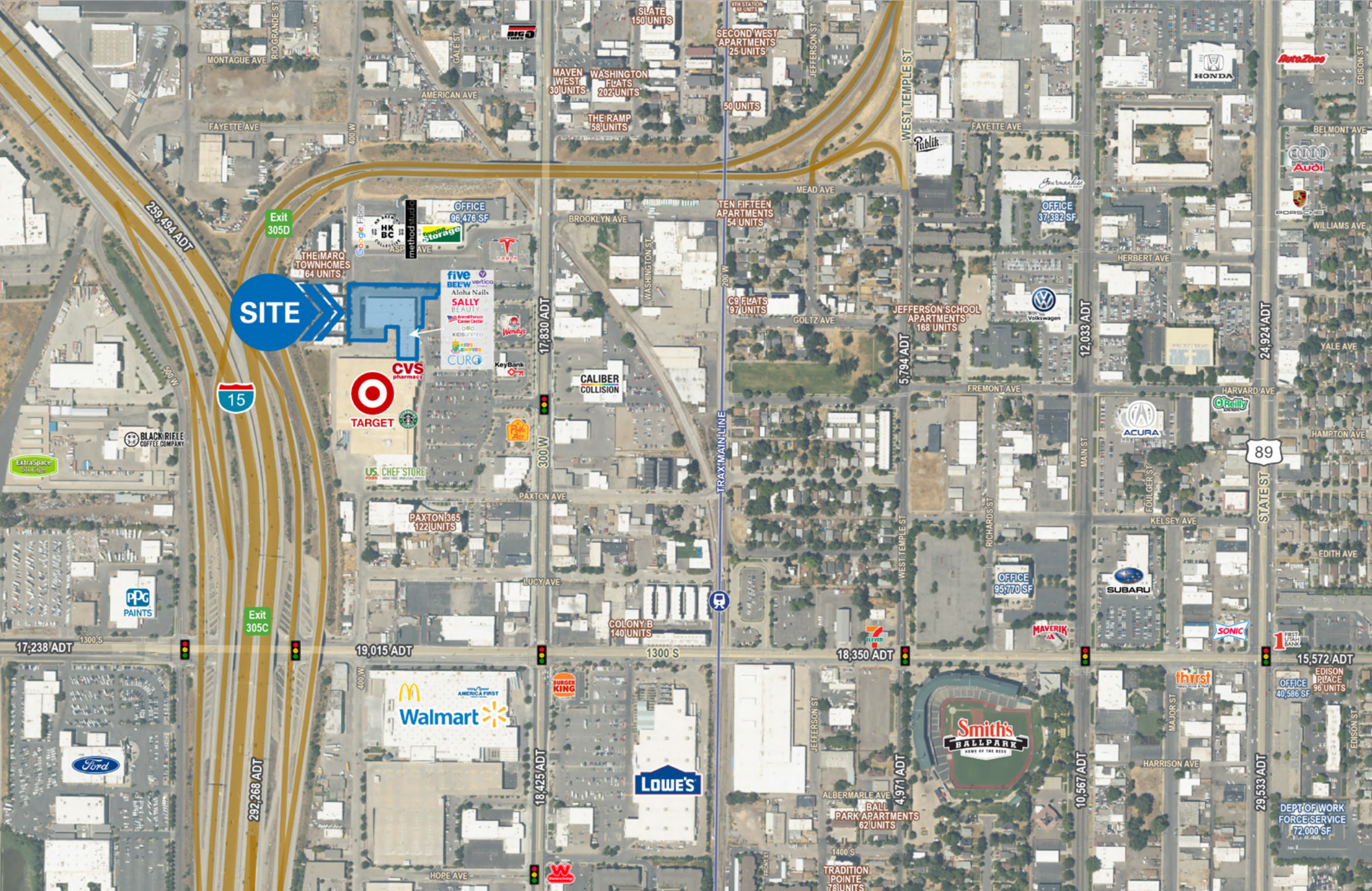
COMMERCIAL REAL ESTATE

312 East South Temple

Salt Lake City, Utah 84111

Office 801.456.8800

www.newmarkmw.com



STEPHANIE BURANEK
 sburane@newmarkmw.com
 direct 801.755.1191
[View Profile](#)

RUSS HARRIS
 rharris@newmarkmw.com
 direct 801.652.4990
[View Profile](#)

J.R. MOORE
 jrmoore@newmarkmw.com
 direct 801.550.2030
[View Profile](#)

**FULL SERVICE
 COMMERCIAL REAL ESTATE**
 312 East South Temple
 Salt Lake City, Utah 84111
 Office 801.456.8800
www.newmarkmw.com

| SOUTH VIEW



NEWMARK
MOUNTAIN WEST

STEPHANIE BURANEK
sburanek@newmarkmw.com
direct 801.755.1191
[View Profile](#)

RUSS HARRIS
rharris@newmarkmw.com
direct 801.652.4990
[View Profile](#)

J.R. MOORE
jrmoore@newmarkmw.com
direct 801.550.2030
[View Profile](#)

**FULL SERVICE
COMMERCIAL REAL ESTATE**
312 East South Temple
Salt Lake City, Utah 84111
Office 801.456.8800
www.newmarkmw.com

| SOUTHEAST VIEW



NEWMARK
MOUNTAIN WEST

STEPHANIE BURANEK
sburanek@newmarkmw.com
direct 801.755.1191
[View Profile](#)

RUSS HARRIS
rharris@newmarkmw.com
direct 801.652.4990
[View Profile](#)

J.R. MOORE
jrmoore@newmarkmw.com
direct 801.550.2030
[View Profile](#)

**FULL SERVICE
COMMERCIAL REAL ESTATE**
312 East South Temple
Salt Lake City, Utah 84111
Office 801.456.8800
www.newmarkmw.com