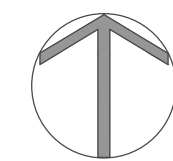
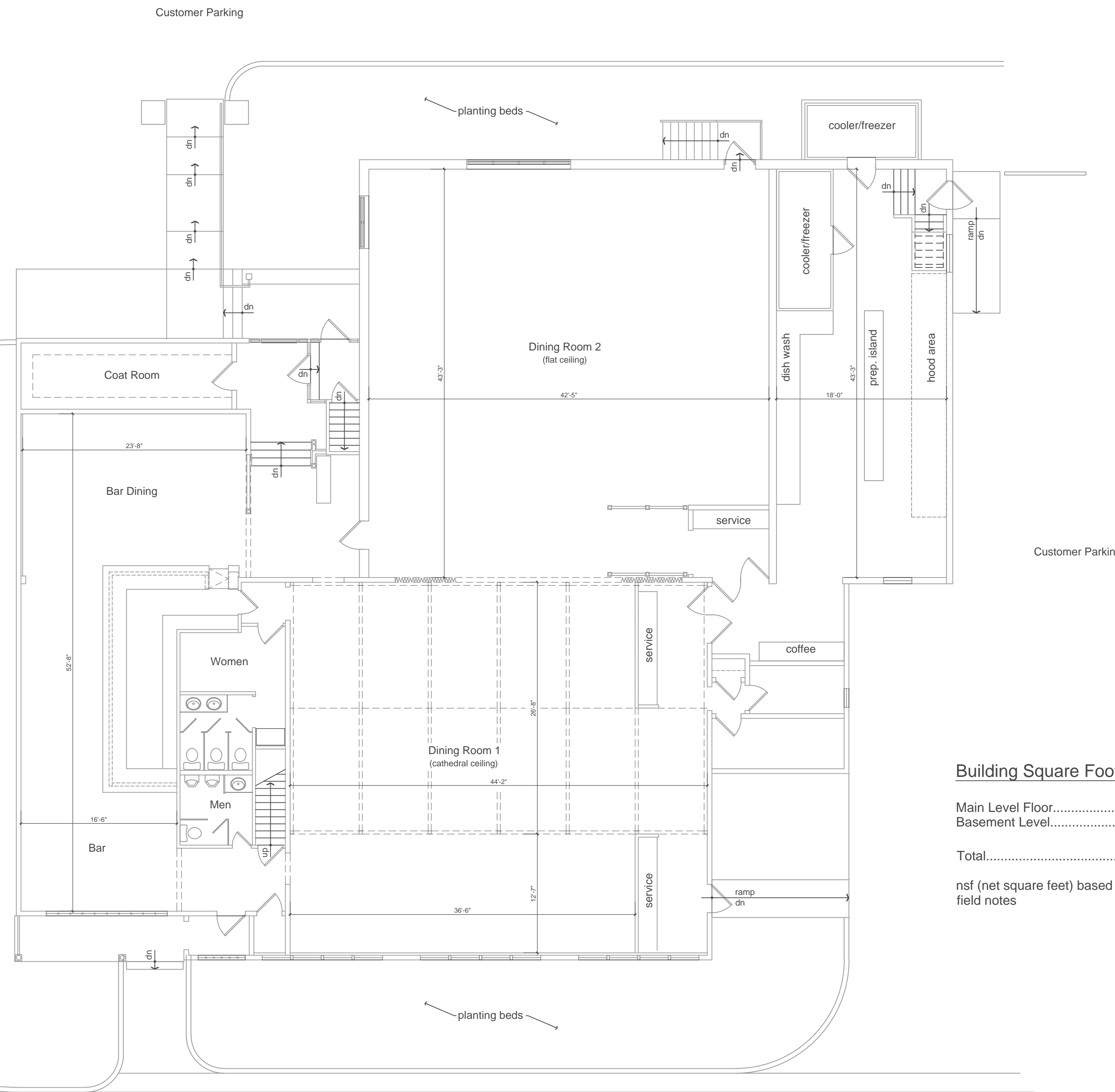


2 Partial Existing Basement Floor Plan - 1/8"=1'-0"




Gravel Road



Ridge Road


1 Existing Main Floor Plan - 1/8"=1'-0"



Building Square Footage

Main Level Floor.....	6,802 nsf
Basement Level.....	2,560 nsf
Total.....	9,362 nsf

nsf (net square feet) based on interior field notes



ALVIN HAZLEWOOD ARCHITECT

C 585.764.6020
aghazlewoodarch@gmail.com

Revisions

Existing Building Condition Plans
602 Ridge Road, Webster, New York 14580

Passero Realty
242 West Main St., Rochester, New York 14614

Existing Main Floor Plan & Partial Existing Basement Floor Plan

PROJECT

CLIENT

DRAWING

Date
March 24, 2021

Sheet No.

1
of 1