


# 3232 W ROSECRANS AVE



# HAWTHORNE

## AVAILABLE FOR LEASE



### PROPERTY HIGHLIGHTS

- 10,500 SF Lot (.24 acres)
- \$7,000/mo. (\$0.67/SF) Gross
- Concrete Paved Yard
- Fully Fenced & Secured
- Parking Up to 44 Vehicles w/ Tandem Parking
- Central Hawthorne Location
- Near 405/105/110 Freeways
- Minutes to LAX
- Also For Sale w/ Adjacent 4,277 SF Lot
- \$1,700,000 (\$115/LSF - 14,777 Total Lot SF)
- Two Buildings Totaling 1,940 SF w/ Purchase
- Available for Immediate Occupancy



**ALBERT PACLEB**

DRE # 01882342

📞 424.999.5204

✉ AP@LACommercial.com


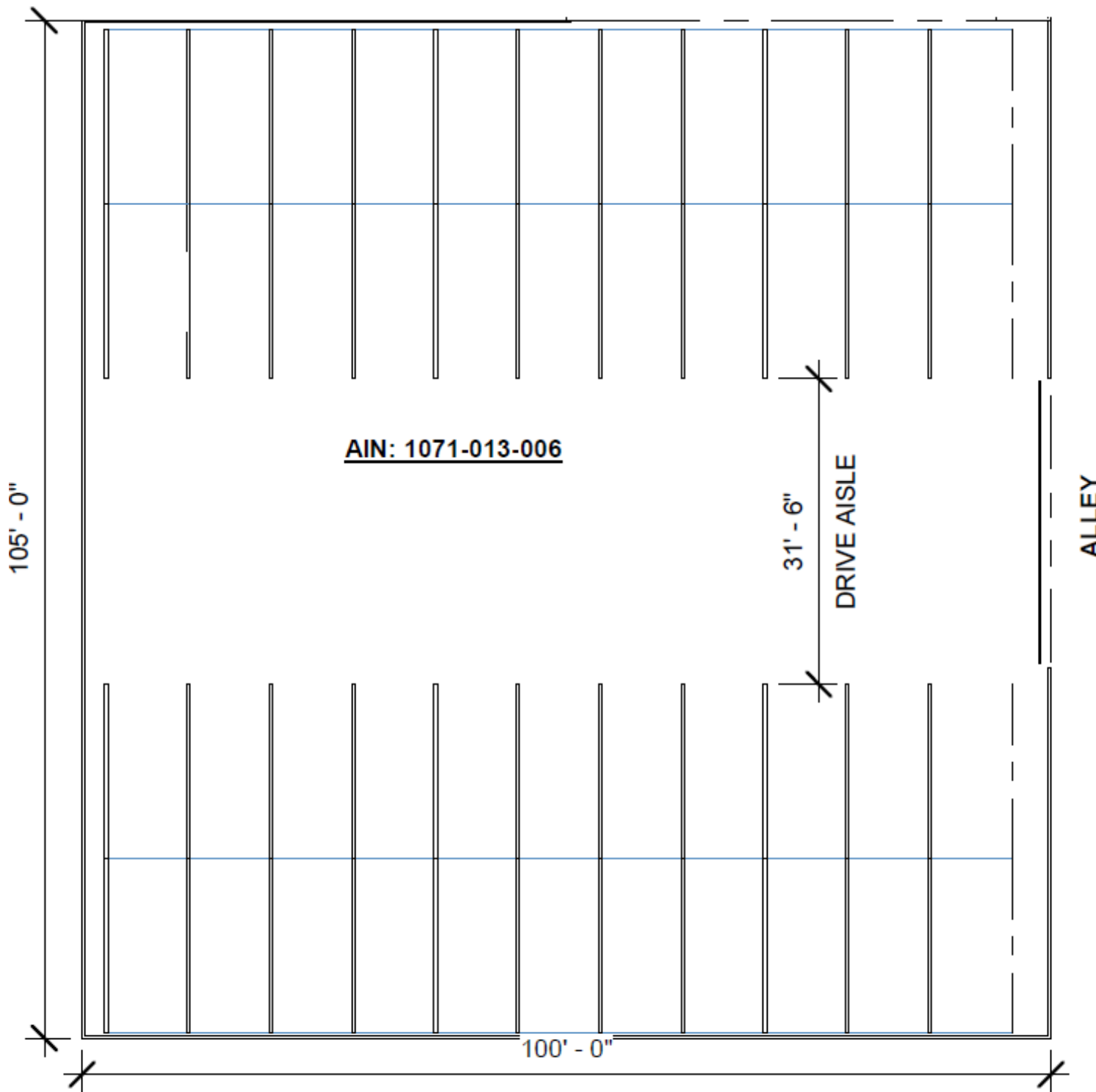
**LACOMMERCIAL, INC.**

627 Aviation Way  
Manhattan Beach, CA 90266

BROKERS MAKES NO GUARANTEES, REPRESENTATIONS OR WARRANTIES OF ANY KIND, EXPRESSED OR IMPLIED. ALL INFORMATION TO BE INDEPENDENTLY VERIFIED.

# 3232 W ROSECRANS AVE // HAWTHORNE

## AVAILABLE FOR LEASE



**ALBERT PACLEB**

DRE # 01882342

424.999.5204

AP@LACommercial.com

**LACOMMERCIAL, INC.**

627 Aviation Way  
Manhattan Beach, CA 90266

BROKERS MAKES NO GUARANTEES, REPRESENTATIONS OR WARRANTIES OF ANY KIND, EXPRESSED OR IMPLIED. ALL INFORMATION TO BE INDEPENDENTLY VERIFIED.