

600 SF AVAILABLE FOR LEASE
OFFICE OPPORTUNITY



Marcus & Millichap
AGNEW | SERLING GROUP

24372 VANOWEN ST
WEST HILLS, CA 91307

Marcus & Millichap

NON-ENDORSEMENT & DISCLAIMER NOTICE

CONFIDENTIALITY & DISCLAIMER

The information contained in the following Marketing Brochure is proprietary and strictly confidential. It is intended to be reviewed only by the party receiving it from Marcus & Millichap and should not be made available to any other person or entity without the written consent of Marcus & Millichap. This Marketing Brochure has been prepared to provide summary, unverified information to prospective purchasers, and to establish only a preliminary level of interest in the subject property. The information contained herein is not a substitute for a thorough due diligence investigation. Marcus & Millichap has not made any investigation, and makes no warranty or representation, with respect to the income or expenses for the subject property, the future projected financial performance of the property, the size and square footage of the property and improvements, the presence or absence of contaminating substances, PCB's or asbestos, the compliance with State and Federal regulations, the physical condition of the improvements thereon, or the financial condition or business prospects of any tenant, or any tenant's plans or intentions to continue its occupancy of the subject property. The information contained in this Marketing Brochure has been obtained from sources we believe to be reliable; however, Marcus & Millichap has not verified, and will not verify, any of the information contained herein, nor has Marcus & Millichap conducted any investigation regarding these matters and makes no warranty or representation whatsoever regarding the accuracy or completeness of the information provided. All potential buyers must take appropriate measures to verify all of the information set forth herein. Marcus & Millichap is a service mark of Marcus & Millichap Real Estate Investment Services, Inc. © 2025 Marcus & Millichap. All rights reserved.

THIS IS A BROKER PRICE OPINION OR COMPARATIVE MARKET ANALYSIS OF VALUE AND SHOULD NOT BE CONSIDERED AN APPRAISAL. This information has been secured from sources we believe to be reliable, but we make no representations or warranties, express or implied, as to the accuracy of the information. References to square footage or age are approximate. Buyer must verify the information and bears all risk for any inaccuracies. Marcus & Millichap is a service mark of Marcus & Millichap Real Estate Investment Services, Inc. © 2025 Marcus & Millichap. All rights reserved.

NON - ENDORSEMENT NOTICE

Marcus & Millichap is not affiliated with, sponsored by, or endorsed by any commercial tenant or lessee identified in this marketing package. The presence of any corporation's logo or name is not intended to indicate or imply affiliation with, or sponsorship or endorsement by, said corporation of Marcus & Millichap, its affiliates or subsidiaries, or any agent, product, service, or commercial listing of Marcus & Millichap, and is solely included for the purpose of providing tenant lessee information about this listing to prospective customers.

ALL PROPERTY SHOWINGS ARE BY APPOINTMENT ONLY.
PLEASE CONSULT YOUR MARCUS & MILLICHAP AGENT FOR MORE DETAILS.
DO NOT DISTURB OCCUPANTS



HANNAH ZAGER

Associate

Direct: 818.212.2820

hannah.zager@marcusmillichap.com

License: CA 02140677

RYAN ROTHSTEIN-SERLING

Managing Director Investments

Direct: 818.212.2725

ryan.serling@marcusmillichap.com

License: CA 01920619

MARTIN D. AGNEW

Senior Managing Director Investments

Direct: 818.212.2744

martin.agnew@marcusmillichap.com

License: CA 01339034

Marcus & Millichap
AGNEW | SERLING GROUP

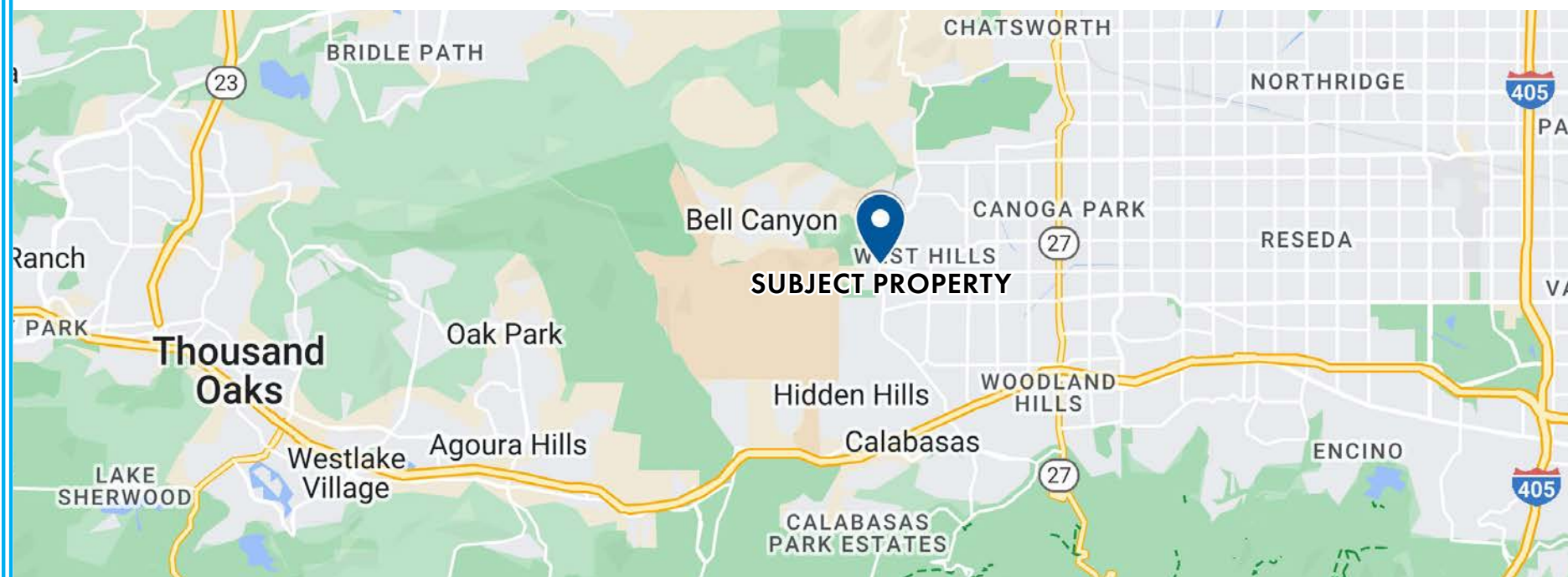
24372 VANOWEN STREET
WEST HILLS, CA 91307

LEASE OFFERING SUMMARY

Available Office Suite

SUITE 206 - OFFICE

Asking Rent	\$2.20/SF/Month
Total Monthly Rent	\$1,320
Available SF	600
Availability	Immediate
Lease Term	3-5 Years
Lease Type	Modified Gross



PROPERTY HIGHLIGHTS



SUITE TYPE
General Office & Retail



AMPLE PARKING
3.24/1,000 SF



SIGNAGE AVAILABLE
Pylon & Building



DISTANCE TO HOSPITAL
2.1 Miles to West Hills Hospital & Medical Center



DENSE AFFLUENT DEMOGRAPHICS
235,911 Population
\$140,101 Average Household Income within 5-Miles



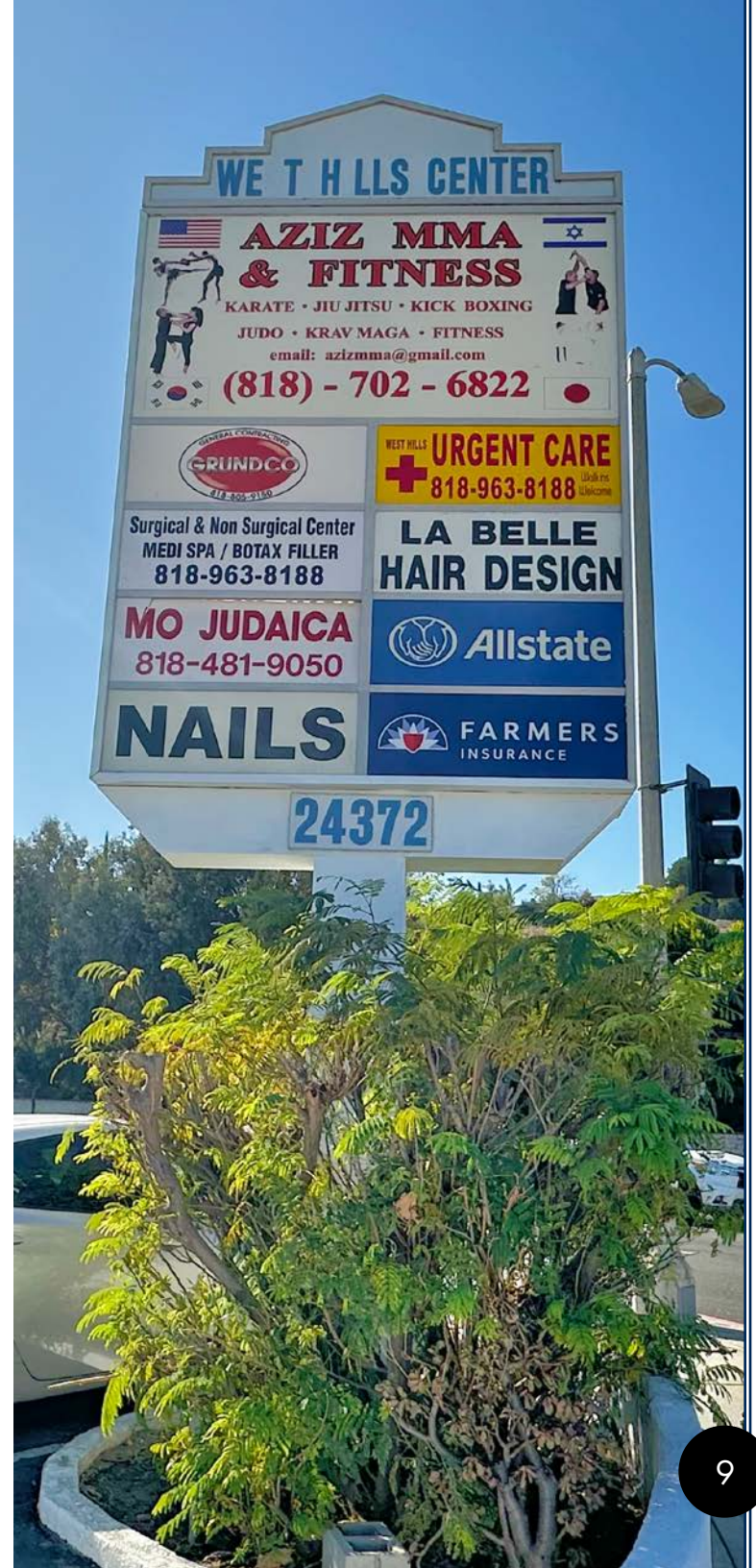

SIGNALIZED HARD CORNER WITH ~19,000 VPD
Vanowen St & Valley Circle Blvd


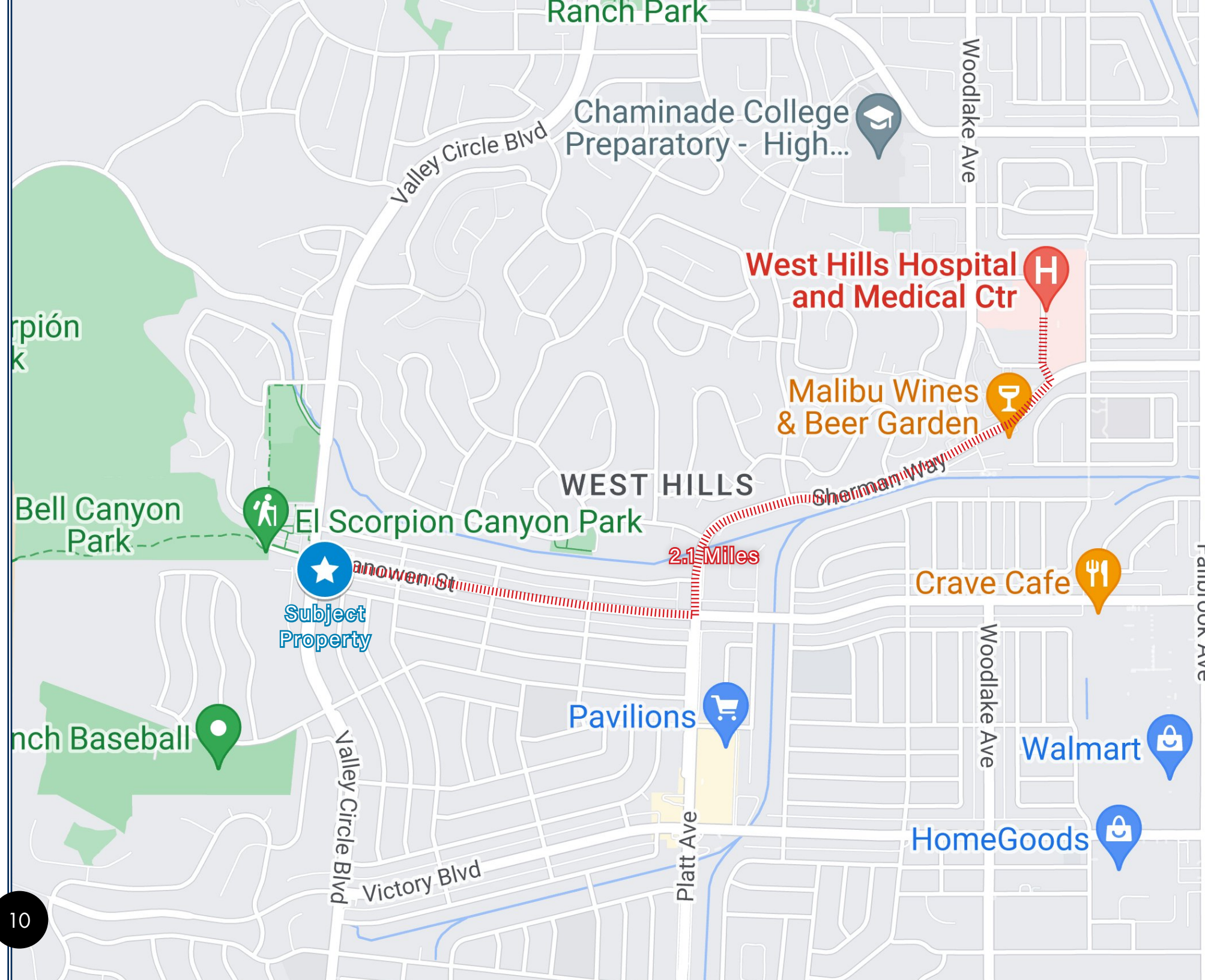


SUITE 206
~600 SF



SUITE 206





WEST HILLS HOSPITAL & MEDICAL CENTER



West Hills Hospital & Medical Center, with a staff of 900 employees and Medical Staff of 450 offers compassionate and responsive care for the improvement of human life. Our expert physicians and clinicians, and every employee, strives each day to bring outstanding service to the bedside. Serving the West Valley for more than 50 years, West Hills Hospital brings "quality care, close to home."

Many of our services, including Orthopedic Surgery, Gastrointestinal Care and Critical are highly-ranked on a national scale. We provide a special place for women with our Women's Diagnostic Center. We are home to the renowned Grossman Burn Center. We house an expansive Emergency Department, now made more accessible 24/7 with the addition of a new helipad. This means a more efficient transport service for the region's burn patients and others who are critically injured.

West Hills Hospital is also an Advanced Stroke Center as designed by the Joint Commission and home to the first accredited Chest Pain Center in Los Angeles County.

WEST HILLS DEMOGRAPHICS

POPULATION	1 Mile	3 Miles	5 Miles
2027 Projection			
Total Population	11,538	80,794	241,104
2022 Estimate			
Total Population	11,385	79,409	235,911
2010 Census			
Total Population	11,195	77,078	225,970
2000 Census			
Total Population	11,238	74,246	212,088
Daytime Population			
2022 Estimate	7,809	84,955	262,802
HOUSEHOLDS	1 Mile	3 Miles	5 Miles
2027 Projection			
Total Households	4,006	29,211	87,191
2022 Estimate			
Total Households	3,946	28,627	84,871
Average (Mean) Household Size	2.9	2.7	2.8
2010 Census			
Total Households	3,858	27,650	80,489
2000 Census			
Total Households	3,900	27,156	76,180
HOUSEHOLDS BY INCOME	1 Mile	3 Miles	5 Miles
2022 Estimate			
\$200,000 or More	20.4%	20.1%	17.3%
\$150,000-\$199,999	16.0%	14.2%	10.7%
\$100,000-\$149,999	26.4%	23.0%	19.7%
\$75,000-\$99,999	13.2%	13.6%	13.4%
\$50,000-\$74,999	9.9%	11.2%	13.2%
\$35,000-\$49,999	4.5%	6.0%	8.1%
\$25,000-\$34,999	4.1%	4.2%	6.1%
\$15,000-\$24,999	2.7%	3.5%	5.3%
Under \$15,000	2.8%	4.2%	6.1%
Average Household Income	\$165,108	\$158,056	\$140,101
Median Household Income	\$120,723	\$113,857	\$95,578
Per Capita Income	\$57,268	\$57,136	\$50,569

POPULATION PROFILE	1 Mile	3 Miles	5 Miles
Population By Age			
2022 Estimate Total Population	11,385	79,409	235,911
Under 20	20.4%	19.7%	21.0%
20 to 34 Years	14.6%	16.4%	20.1%
35 to 49 Years	16.6%	18.0%	19.8%
50 to 59 Years	17.9%	16.5%	14.4%
60 to 64 Years	8.0%	7.8%	6.8%
65 to 69 Years	6.5%	6.6%	5.8%
70 to 74 Years	5.6%	5.1%	4.3%
Age 75+	10.5%	9.9%	7.8%
Median Age	49.0	47.2	41.8
Population by Gender			
2022 Estimate Total Population	11,385	79,409	235,911
Male Population	48.8%	49.2%	49.6%
Female Population	51.2%	50.8%	50.4%
Travel Time to Work			
Average Travel Time to Work in Minutes	35.0	35.0	35.0



POPULATION

In 2022, the population in your selected geography is 235,911. The population has changed by 11.2 percent since 2000. It is estimated that the population in your area will be 241,104 five years from now, which represents a change of 2.2 percent from the current year. The current population is 49.6 percent male and 50.4 percent female. The median age of the population in your area is 41.8, compared with the U.S. average, which is 38.6. The population density in your area is 3,003 people per square mile.



HOUSEHOLDS

There are currently 84,871 households in your selected geography. The number of households has changed by 11.4 percent since 2000. It is estimated that the number of households in your area will be 87,191 five years from now, which represents a change of 2.7 percent from the current year. The average household size in your area is 2.8 people.



EMPLOYMENT

In 2022, 116,665 people in your selected area were employed. The 2000 Census revealed that 73.8 percent of employees are in white-collar occupations in this geography, and 26.2 percent are in blue-collar occupations. In 2022, unemployment in this area was 6.0 percent. In 2000, the average time traveled to work was 25.7 minutes.



HOUSING

The median housing value in your area was \$749,128 in 2022, compared with the U.S. median of \$250,735. In 2000, there were 46,540 owner-occupied housing units and 29,639 renter-occupied housing units in your area. The median rent at the time was \$779.



INCOME

In 2022, the median household income for your selected geography is \$95,578, compared with the U.S. average, which is currently \$66,422. The median household income for your area has changed by 63.4 percent since 2000. It is estimated that the median household income in your area will be \$109,550 five years from now, which represents a change of 14.6 percent from the current year.

The current year per capita income in your area is \$50,569, compared with the U.S. average, which is \$37,200. The current year's average household income in your area is \$140,101, compared with the U.S. average, which is \$96,357.



Marcus & Millichap
AGNEW | SERLING GROUP

HANNAH ZAGER

Associate Investments
Marcus & Millichap - Encino
Office 818.212.2820
Hannah.Zager@marcusmillichap.com
License: CA 02140677

RYAN ROTHTEIN-SERLING

Managing Director Investments
Marcus & Millichap - Encino
Office 818.212.2725
Ryan.Serling@marcusmillichap.com
License: CA 01920619

MARTIN D. AGNEW

Senior Managing Director Investments
Marcus & Millichap - Encino
Office 818.212.2744
Martin.Agnew@marcusmillichap.com
License: CA 01339034

