



**5005**  
MITCHELLDALE

HOUSTON, TX 77092

A conveniently-located, quiet, clean,  
& professional office building

5005 MITCHELLEDALE

# 5005

MITCHELLEDALE

OVER 18,000 RSF AVAILABLE  
ON 1ST FLOOR

Move-in ready suites available now  
measuring approximately 800-11,000 RSF

Card-key access

On-site engineer

Security cameras & video surveillance

5/1,000 Parking

24/7 HVAC at Tenant's Request

Monument signage available

Quiet, clean professional environment

Beautifully landscaped exterior

Abundant dining, retail and hotels within minutes

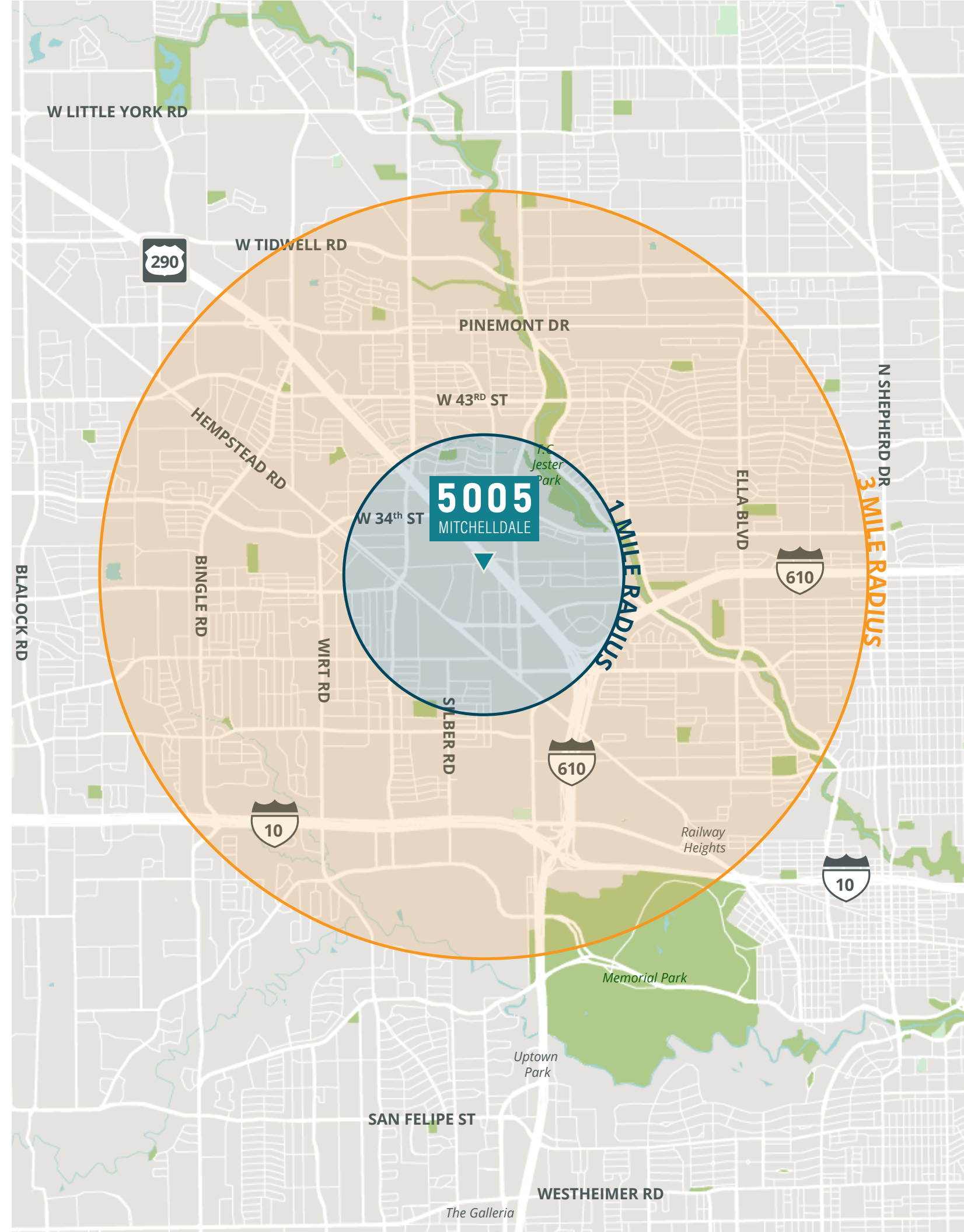
Frontage on Highway 290, with excellent access to  
610 and I-10 and superb ingress & egress

# Area Amenities

## FEATURED AMENITIES WITHIN 1 MILE

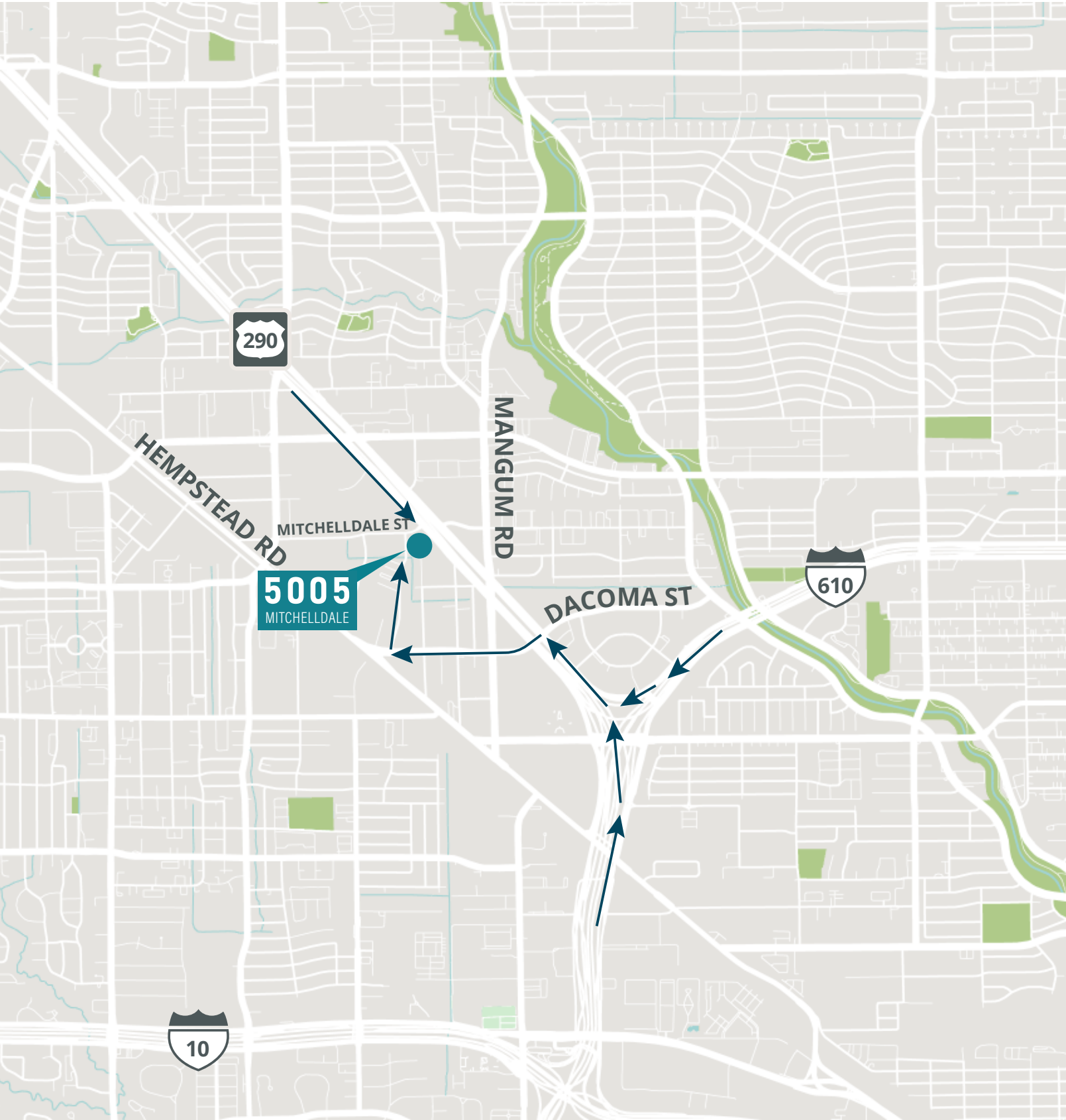


## FEATURED AMENITIES WITHIN 3 MILES



# Convenient Access


## INGRESS



## EGRESS







# 5005

MITCHELLDALE

FOR LEASING DETAILS, CONTACT:

**MICHELLE WOGAN**

Executive Vice President

☎ 713.270.3348

✉ [Michelle.Wogan@transwestern.com](mailto:Michelle.Wogan@transwestern.com)

**PAULA MUSA**

Senior Associate

☎ 713.231.1630

✉ [Paula.Musa@transwestern.com](mailto:Paula.Musa@transwestern.com)