

FOR LEASE

6520 MARBUT ROAD

LITHONIA, GA 30058

±9 AC OUTDOOR STORAGE | 8,000 SF SHOP | COMPLETION Q1 2026



FOR MORE
INFORMATION:

MENDY RUDER

Principal

mruder@lee-associates.com

O: 404.442.2848

CHARLIE MITCHELL

Associate

cmitchell@lee-associates.com

O: 404.781.2123

All information regarding property for sale, rental or financing is from sources deemed reliable, but no warranty or representation is made to the accuracy thereof and same is submitted to errors, omissions, change of price, rental or other conditions prior to sale, lease or financing or withdrawal without notice. No liability of any kind is to be imposed on the broker herein.

Property Highlights

SITE SPECS

Size	±9 Usable Acres
Surface	Heavy Duty Asphalt
Security & Access	Fenced, gated & lit
Zoning	M-2 (City of Stonecrest) Heavy Industrial

BUILDING SPECS

Size	±8,000 SF
Office	1,300 SF
Loading	4 Drive Through Bays 8 Oversized Grade Level Doors (14'x16')
Building Depth	84'



**Example of building façade*

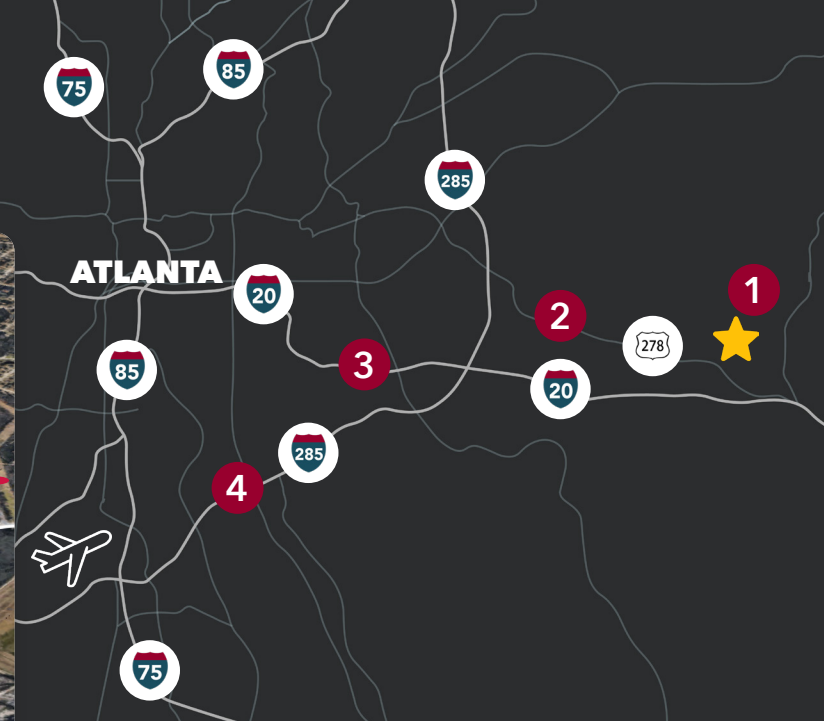


FOR MORE
INFORMATION:







MENDY RUDER
Principal
mruder@lee-associates.com
O: 404.442.2848

CHARLIE MITCHELL
Associate
cmitchell@lee-associates.com
O: 404.781.2123

Location Highlights



Key Distances

-  **SUBJECT SITE**
-
-  **Lithonia Industrial Blvd | 0.3 mi | 1 min**
-
-  **Covington Highway | 0.7 mi | 3 mins**
-
-  **Interstate 20 | 1.6 mi | 5 mins**
-
-  **Interstate 285 | 7.7 mi | 16 mins**
-
-  **ATL Int'L Airport | 22.0 mi | 29 mins**
-



FOR MORE
INFORMATION:

MENDY RUDER
Principal
mruder@lee-associates.com
O: 404.442.2848

CHARLIE MITCHELL
Associate
cmitchell@lee-associates.com
O: 404.781.2123