

Reimagined office building with abundant  
parking in the heart of downtown



# PLAZA ON 6TH

---

1300 SW 6TH AVENUE  
PORTLAND | OR



**CBRE**



## RE-INTRODUCING A LEGACY



**PLAZA ON 6TH** offers a delightful blend of vintage allure and contemporary energy. Its prime location in downtown Portland's Southwest quadrant provides an easily accessible, secure, and welcoming environment for your business and employees.

Positioned in close proximity to major attractions, businesses, and cultural landmarks, this building offers unparalleled convenience. Plaza on 6th is a premier opportunity for all tenants with Plaza on 6th signage opportunity for an anchor tenant.

The building spans over 92,000 square feet on a full city block, offering 3/1000 parking. There is ample opportunity to enhance your organization in a highly amenitized location.



**PRIME DOWNTOWN  
LOCATION**



**OVER  
92,000 RSF**



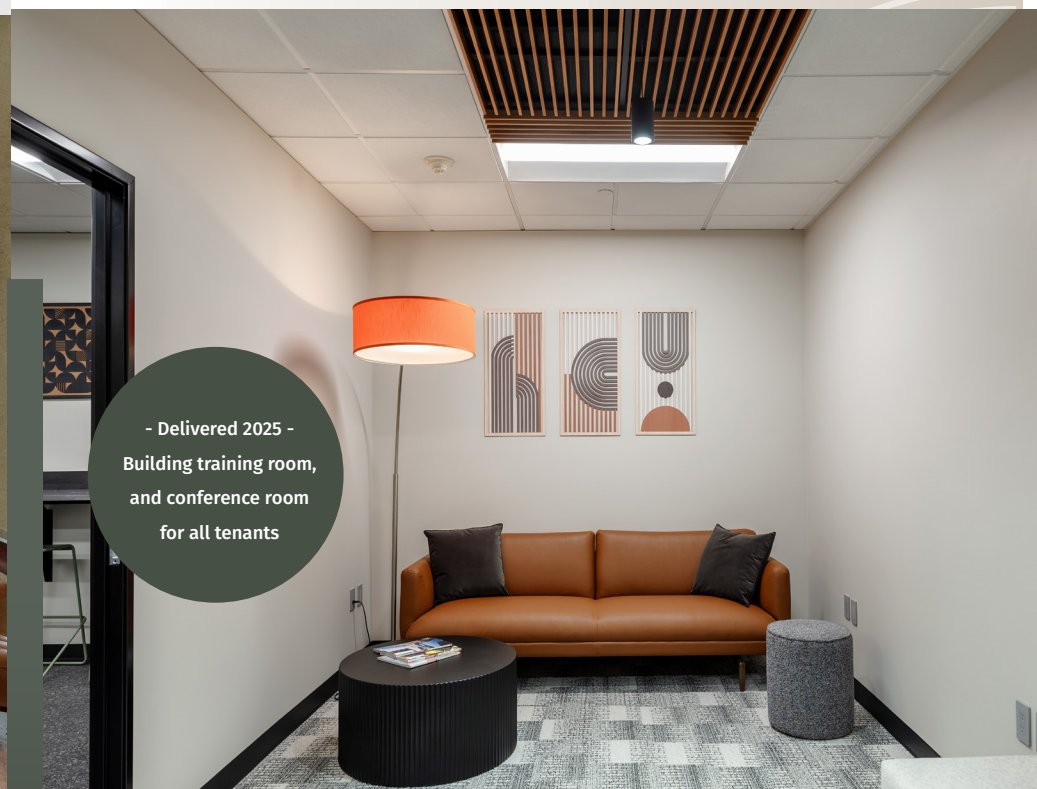
**3/1000  
PARKING**







Renovated lobby featuring new finishes, directory, and soft seating



- Delivered 2025 - Building training room, and conference room for all tenants



Outdoor gathering spaces



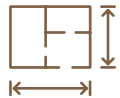
*Plentiful parking available*

**IN AN AMENITY RICH, NEWLY RENOVATED BUILDING**



# BUILDING UPGRADES & FEATURES

## BUILDING FEATURES



**MOVE IN READY SPEC SUITES  
BEST IN CLASS SPEC SUITES  
- DELIVERED 2025 -**



**SECURED  
UNDERGROUND  
PARKING 3/1,000**



**ON-SITE FITNESS  
CENTER WITH SHOWER  
& LOCKER ROOMS**



**ACCESS TO  
KATIE'S CAFE  
ON SITE**



**ABUNDANT  
OUTDOOR SPACE  
WITH BEAUTIFUL  
LANDSCAPING**



**CONFERENCE AND TRAINING  
ROOM WITH ADJACENT  
TENANT LOUNGE**



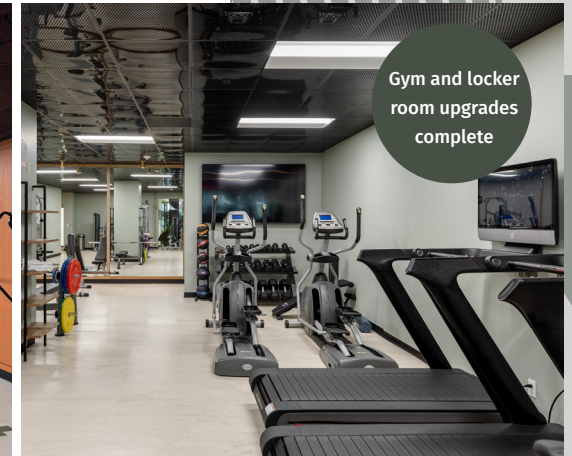
**SECURED IN  
BUILDING  
BIKE STORAGE**



**MODERNIZED BUILDING  
COMMON AREAS, AMENITIES AND  
LOBBY UPDATED IN 2025**



**ON-SITE  
SECURITY**



**DELIVERED 2025**

Building refresh that has introduced modern renovations and new amenities, enhancing the workspace experience for tenants.



# UNMATCHED QUALITY | UNMATCHED VALUE

BRAND NEW

## SPEC SUITES DELIVERED!

Recently completed move in ready spec suites for Portland's creative and professional firms.

Flexible spaces accommodate 3,000-17,000 RSF users.

### 4TH FLOOR



\*furniture and electrical shown for example purposes







## PERFECTLY POSITIONED

Situated on a full city block between 5th and 6th, and SW Columbia and Jefferson, PLAZA ON 6TH is perfectly positioned in the heart of downtown Portland.



RESTAURANTS



HOTELS



PARKING



PLAZA ON 6TH



## INQUIRIES

### AL KENNEDY

Senior Vice President  
+1 503 545 5616  
al.kennedy@cbre.com

### ANNALORE RODMAN

Senior Vice President  
+1 503 915 3436  
annalore.rodman@cbre.com



© 2025 CBRE, Inc. All rights reserved. This information has been obtained from sources believed reliable, but has not been verified for accuracy or completeness. You should conduct a careful, independent investigation of the property and verify all information. Any reliance on this information is solely at your own risk. CBRE and the CBRE logo are service marks of CBRE, Inc. All other marks displayed on this document are the property of their respective owners, and the use of such logos does not imply any affiliation with or endorsement of CBRE. Photos herein are the property of their respective owners. Use of these images without the express written consent of the owner is prohibited.

**CBRE**