

**Specifications**

±3,700 SF  
TOTAL BUILDING SIZE

±0.6 Acres  
LOT SIZE

±100 Feet on South Avenue  
FRONTAGE

NC (Neighborhood Commercial)  
ZONING

Existing Long-Term Net Lease in Place  
Newly Renovated Interior and Exterior  
Surrounded by a Multitude of Single-Family Homes and Apartment Buildings  
COMMENTS

±25 On-Site Spaces  
PARKING

Call for Sale Price  
PURCHASE PRICE


\$36,279.54  
TAXES (2025)

For additional property information or to arrange an inspection,  
please contact the exclusive broker:

Nicholas Bio  
Associate  
973.379.6644 x 233  
nbio@blauberg.com



FOR SALE | 1353 SOUTH AVENUE | PLAINFIELD, NJ



For additional property information or to arrange an inspection,  
please contact the exclusive broker:

Nicholas Bio  
Associate  
973.379.6644 x 233  
nbio@blauberg.com

The information contained herein has been obtained from sources considered to be reliable, but no guarantee of its accuracy is made by this company. In addition, no representation is made respecting zoning, condition of title, dimensions, or any matters of a legal or environmental nature. Such matters should be referred to legal counsel for determination. Terms and conditions are subject to change without prior notice. Subject to errors and omissions.





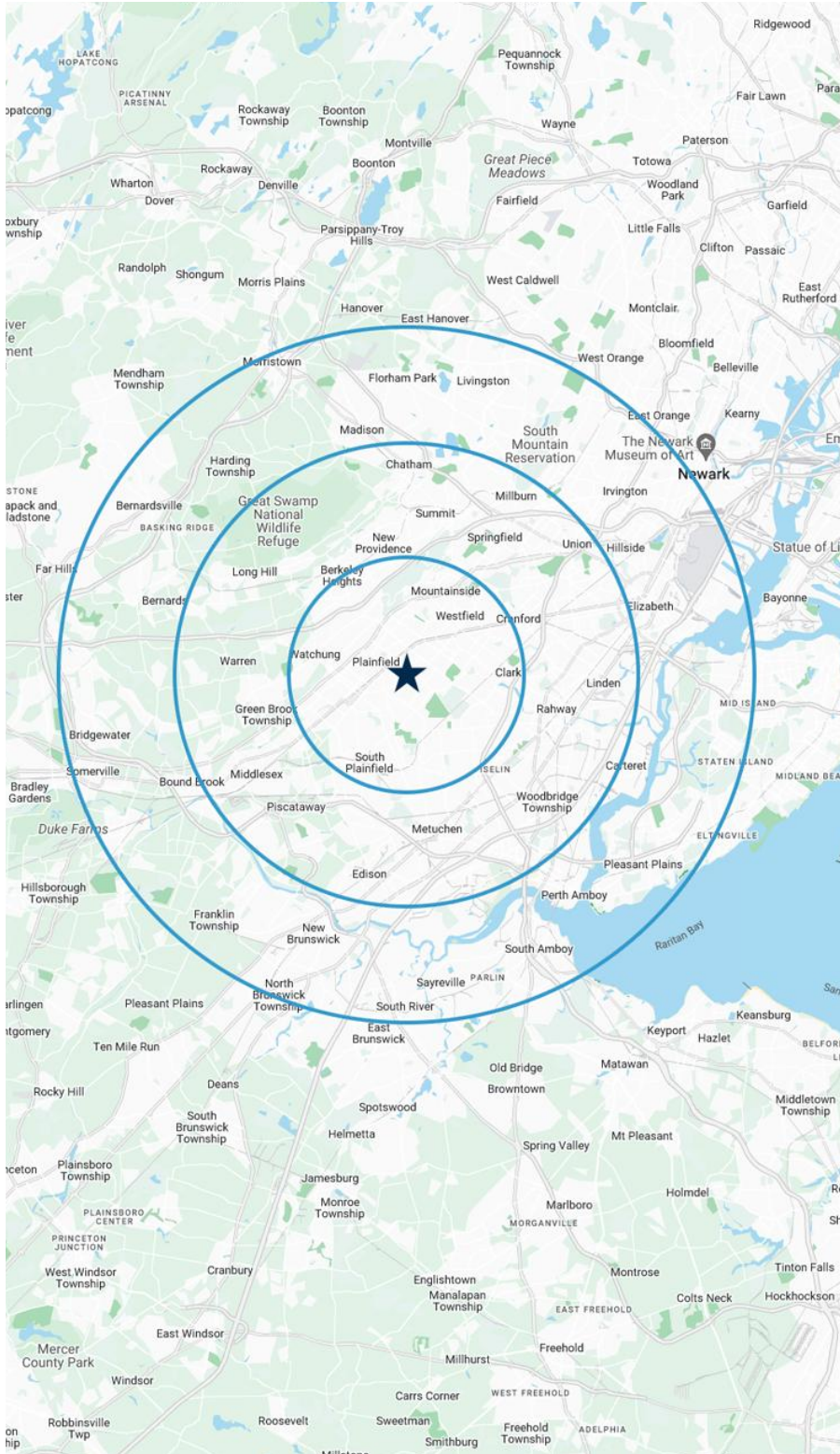


For additional property information or to arrange an inspection,  
please contact the exclusive broker:

Nicholas Bio  
Associate  
973.379.6644 x 233  
nbio@blauberg.com

The information contained herein has been obtained from sources considered to be reliable, but no guarantee of its accuracy is made by this company. In addition, no representation is made respecting zoning, condition of title, dimensions, or any matters of a legal or environmental nature. Such matters should be referred to legal counsel for determination. Terms and conditions are subject to change without prior notice. Subject to errors and omissions.





### 5 MILES

- Total Population: 298,910
- Households: 101,767
- Median Household Income: \$151,916
- Average Household Size: 2.9
- Transportation to Work: 151,170
- Labor Force: 236,640

### 10 MILES

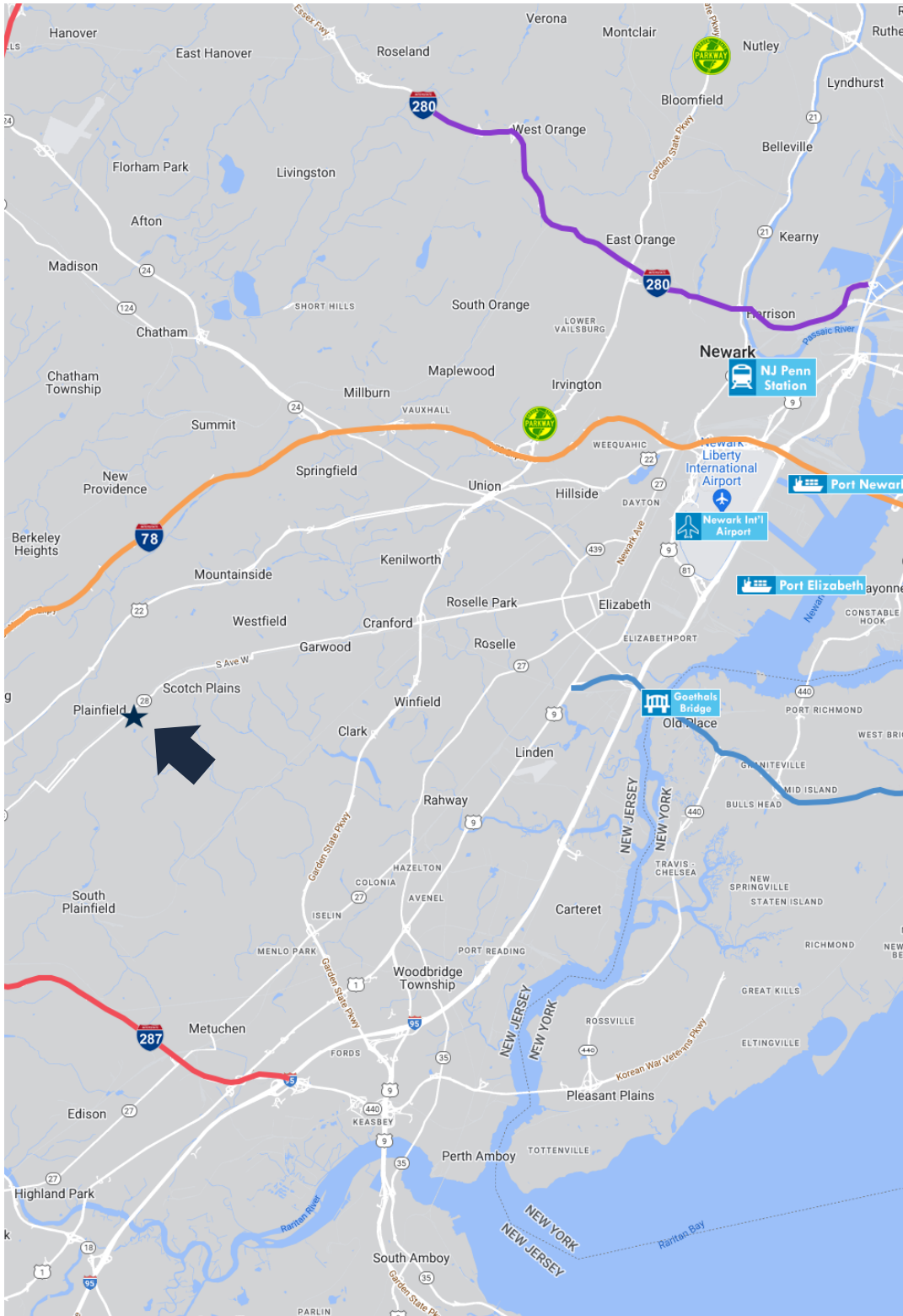
- Total Population: 1.14M
- Households: 401,702
- Median Household Income: \$136,289
- Average Household Size: 2.8
- Transportation to Work: 585,999
- Labor Force: 920,405

### 15 MILES

- Total Population: 2.7M
- Households: 966,056
- Median Household Income: \$117,996
- Average Household Size: 2.7
- Transportation to Work: 1.37M
- Labor Force: 2.17M

For additional property information or to arrange an inspection,  
please contact the exclusive broker:

Nicholas Bio  
Associate  
973.379.6644 x 233  
nbio@blauberg.com



## ACCESSIBILITY



0.1 MI  
US-28



1.7 MI  
US-22



3.7 MI  
I-78



6.3 MI  
Garden St. Pkwy



7.4 MI  
I-287



8.4 MI  
Route 1 & 9



11.0 MI  
I-95



13.1 MI  
Goethals Bridge



19.1 MI  
EWR



19.7 MI  
Penn Station

For additional property information or to arrange an inspection,  
please contact the exclusive broker:

Nicholas Bio  
Associate  
973.379.6644 x 233  
nbio@blauberg.com