



680 E Main St

680 E Main St, Stamford, CT 06901

Larisa Elchananov

Tree Of Life Realty & Management LLC
3 Cove Ln, Suite 1, Brooklyn, NY 11234
treeofliferealty@gmail.com
(1646) 710-0602



680 E Main St

\$50.00 - \$60.00 /SF/YR

Welcome to our prime office space for rent located on the second floor in downtown Stamford, Connecticut. Situated in the heart of the city, this modern and professional office offers unparalleled convenience and accessibility. With proximity to premier shopping destinations, transportation hubs, hotels, and a variety of dining options, this location ensures that your business is at the center of it all. Whether you're hosting clients, commuting from nearby areas, or enjoying the vibrant city atmosphere, this office space provides the perfect blend of convenience and sophistication for your professional endeavors. Experience the epitome of urban convenience and elevate your business presence in downtown Stamford....



Rental Rate:	\$50.00 - \$60.00 /SF/YR
--------------	--------------------------

Property Type:	Retail
----------------	--------

Property Subtype:	Storefront Retail/Office
-------------------	--------------------------

Gross Leasable Area:	6,895 SF
----------------------	----------

Year Built:	1920
-------------	------

Walk Score ®:	92 (Walker's Paradise)
---------------	------------------------

Transit Score ®:	71 (Excellent Transit)
------------------	------------------------

Rental Rate Mo:	Upon Request
-----------------	--------------

Basement

Space Available	100 SF
Rental Rate	Upon Request
Contiguous Area	2,850 SF
Date Available	April 01, 2024
Service Type	TBD
Space Type	Relet
Space Use	Office
Lease Term	Negotiable

Approximately +10x10 SF storage space available in the basement. Currently being built out and available end of March, Early April.

1st Floor

Space Available	2,100 SF
Rental Rate	\$60.00 /SF/YR
Contiguous Area	2,850 SF
Date Available	Now
Service Type	Triple Net (NNN)
Built Out As	Standard Retail
Space Type	Relet
Space Use	Office/Retail
Lease Term	3 - 5 Years

Parking available onsite, and storage in the basement.

2nd Floor

Space Available	650 SF
Rental Rate	\$50.00 /SF/YR
Contiguous Area	2,850 SF
Date Available	Now
Service Type	Triple Net (NNN)
Space Type	Relet
Space Use	Office/Retail
Lease Term	1 - 5 Years



680 E Main St, Stamford, CT 06901

Welcome to our prime office space for rent located on the second floor in downtown Stamford, Connecticut. Situated in the heart of the city, this modern and professional office offers unparalleled convenience and accessibility. With proximity to premier shopping destinations, transportation hubs, hotels, and a variety of dining options, this location ensures that your business is at the center of it all. Whether you're hosting clients, commuting from nearby areas, or enjoying the vibrant city atmosphere, this office space provides the perfect blend of convenience and sophistication for your professional endeavors. Experience the epitome of urban convenience and elevate your business presence in downtown Stamford.

Property Photos



Building Photo



Building Photo

Property Photos



Building Photo



Building Photo

Property Photos



Building Photo



Building Photo

Property Photos



Building Photo



Building Photo

Property Photos



Building Photo



Building Photo

Property Photos



Property Photos



Building Photo




Other

Property Photos



Other




Other

Property Photos



Other



Other

Property Photos



Other




Interior Photo

Property Photos



Interior Photo



Interior Photo

Property Photos



Building Photo