



**PHELAN
COMMERCE
CENTER**

@ B A D U R A

FOR SALE OR LEASE

UNITS FROM 21,419 - 90,492 SF



AVAILABLE - NOW COMPLETE!

8241 - 8451 W. BADURA AVE. LAS VEGAS, NV 89113



CBRE

LOCATION HIGHLIGHTS

- Located in the highly desired Southwest Submarket with numerous amenities in the vicinity including Durango Station, The Uncommons, and Arroyo Crossing
- Excellent connectivity with access to the I-215 freeway via Durango Dr. and Buffalo Dr.
- Clark County Jurisdiction
- Zoning: IP (Industrial Park)



PROJECT HIGHLIGHTS

6

Six state-of-the-art industrial facilities totaling $\pm 525,536$ SF

- Units range from $\pm 21,419$ SF – $90,492$ SF
- Rear-loaded configurations
- Spec office and warehouse improvements completed
- 30' minimum clear height
- ESFR Sprinkler System

BUILDING SPECIFICATIONS

- **Warehouse EVAP cooling**
(3 air changes / hour)
- **LED high bay warehouse lighting**
on 15' whips for optimal flexibility relative to racking
- **30' clear height**
- **1600 amps per building:**
480 / 277 Volt, 3-phase, 4-wire electrical service
- **R-38 insulation system:**
with white WMS sheet is included on the underside of roof deck
- **ESFR sprinklers**
- **Six 35k lb. mechanical dock levelers per building**
- **Dock bumpers at all dock doors**
- **All buildings serviced with a 1" gas line**
- **Structural roof system:**
Steel Columns supporting Castellated Steel Beams with Metal Roof Deck
- **Roof system:**
Reinforced 60 mil thermoplastic polyolefin (TPO) white membrane over ½" cover board
- **Skylight units:**
double domed with OSHA rated burglar bars
- **Floor slabs:**
6" thick reinforced 4,000 psi concrete over 4" thick type II base 15 mil polyethylene vapor barriers placed under office areas
- **White interior warehouse paint**
from Floor to Deck
- **Building divisible to various sizes down to ±21,419 SF**

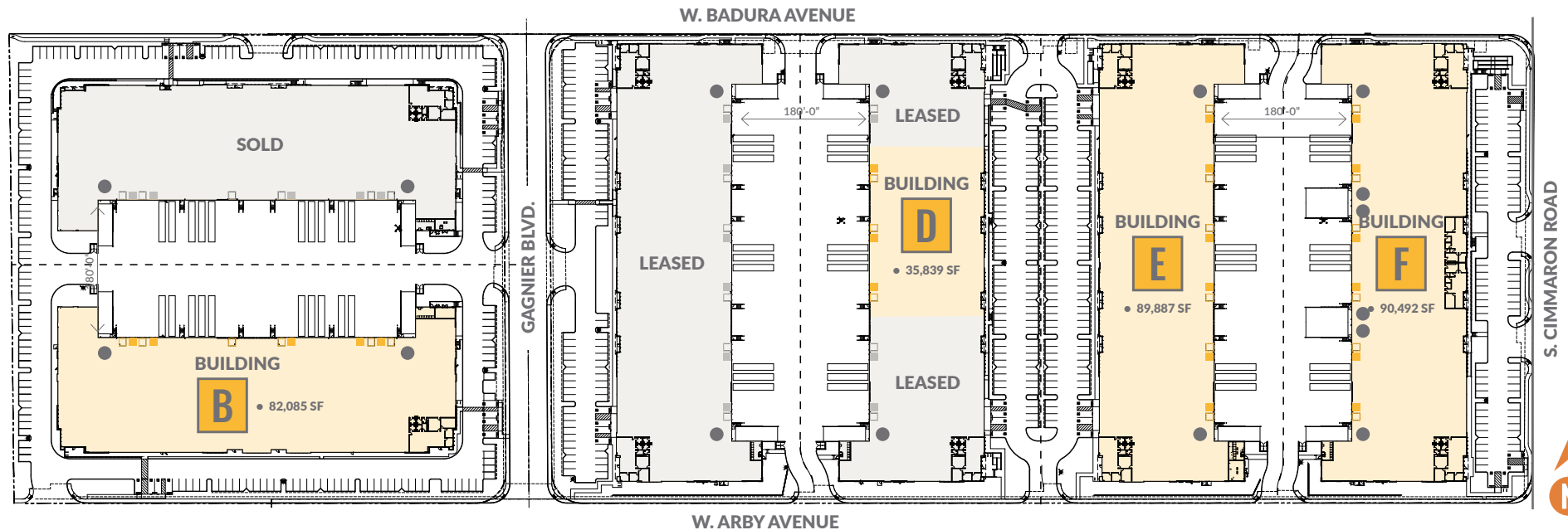
SITE PLAN

● GRADE LEVEL LOADING

▬ TRAILER PARKING STALL

■ DOCK POSITION

□ DOCK LEVELER



BUILDING B

B: 8491 W BADURA AVE

82,085 SF



±2,455 SF
SPEC OFFICE



11 DOCK
DOORS



2 GRADE
LEVEL DOORS



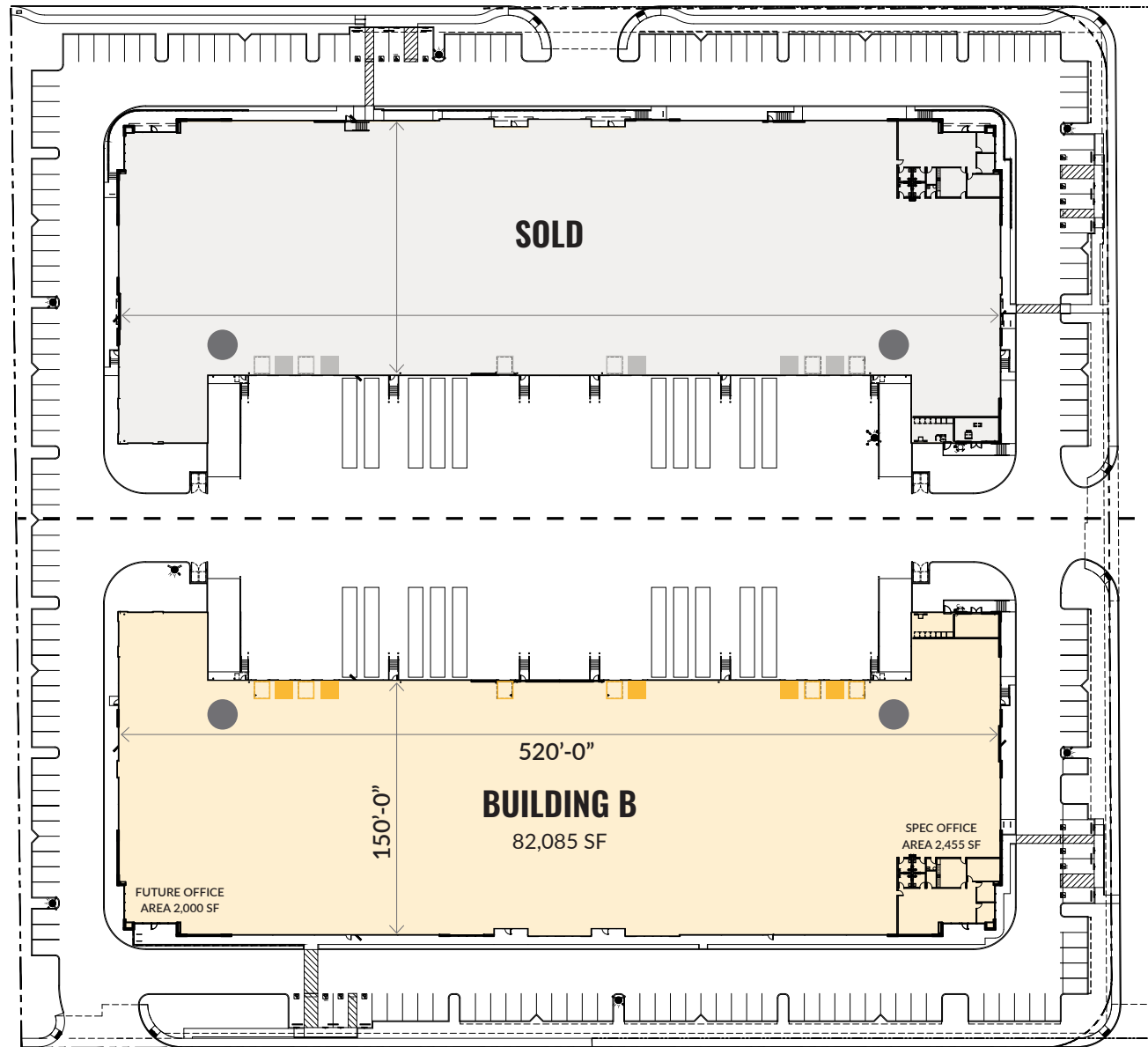
95 PARKING
SPACES



10 TRAILER
PARKING STALLS



180' CONCRETE
TRUCK COURT
(shared)



BLDG B: ±4.44 ACRES
APN: 176-04-311-004

BUILDING D

8321 W BADURA AVE

35,839 SF
DIVISIBLE



±1,622 SF PLANNED
SPEC OFFICE



1 GRADE
LEVEL DOOR



6 DOCK
DOORS



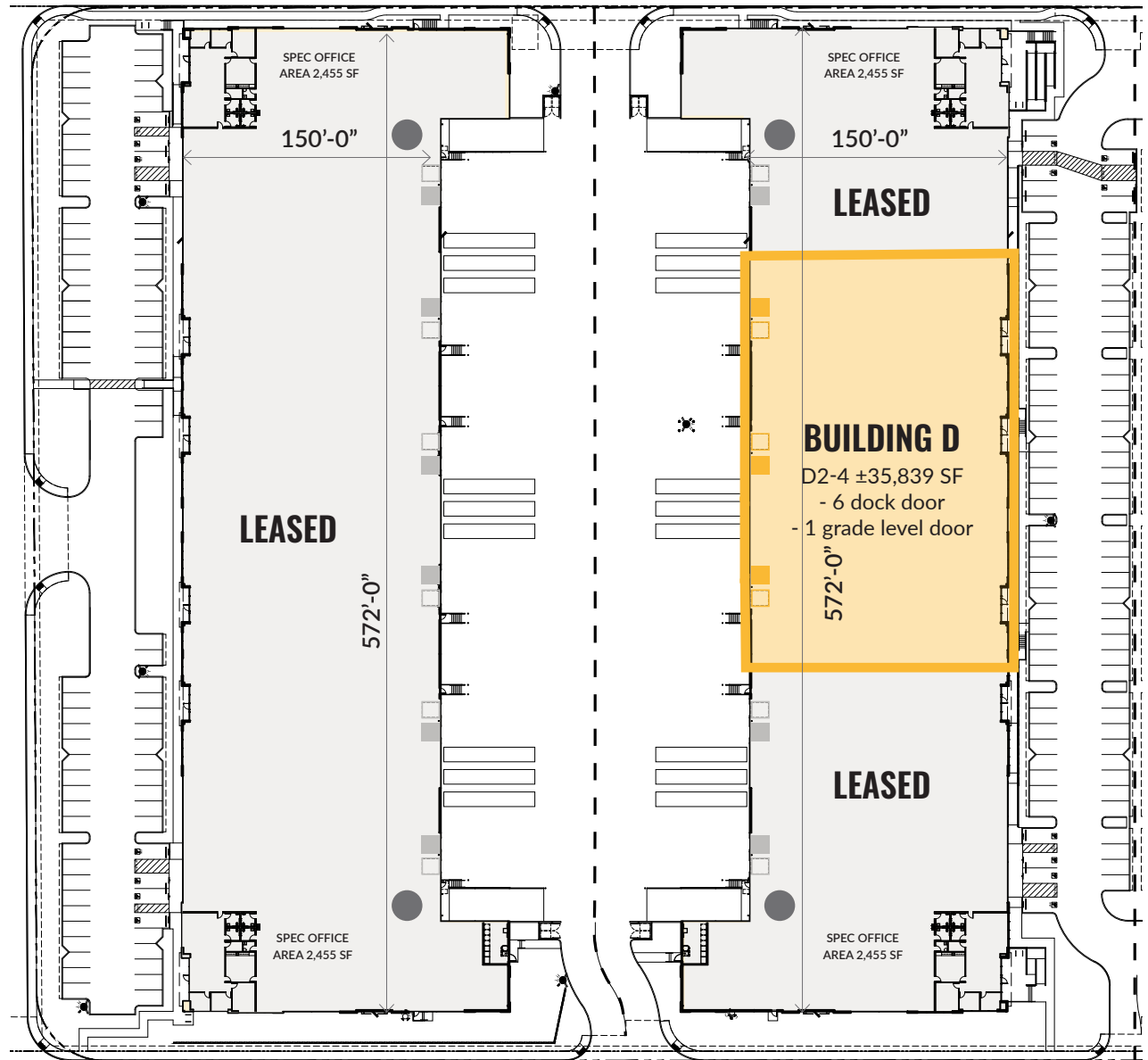
D: ±34
PARKING SPACES



6 TRAILER
PARKING STALLS



180' CONCRETE
TRUCK COURT
(shared)



BLDG C: ±4.56 ACRES
APN: TBD

BLDG D: ±4.4 ACRES
APN: TBD



BUILDINGS E/F

E: 8281 W BADURA AVE

F: 8241 W BADURA AVE

E: 89,887 SF

F: 90,492 SF

EXISTING OFFICE

E1-2, E5-6: ±2,455 SF

F1, F6: ±2,455 SF

F2-3, F4-5: ±1,622 SF

DOCK DOORS

E: 4 per unit

F1, F6: 2

F2-3, F4-5: 4

GRADE DOORS

E1-2, E5-6: 1

E3-4: potential to add 1 grade door in the future

F1, F6: 1

F2-3, F4-5: 2

PARKING SPACES

E: 88

F: 83

TRAILER PARKING

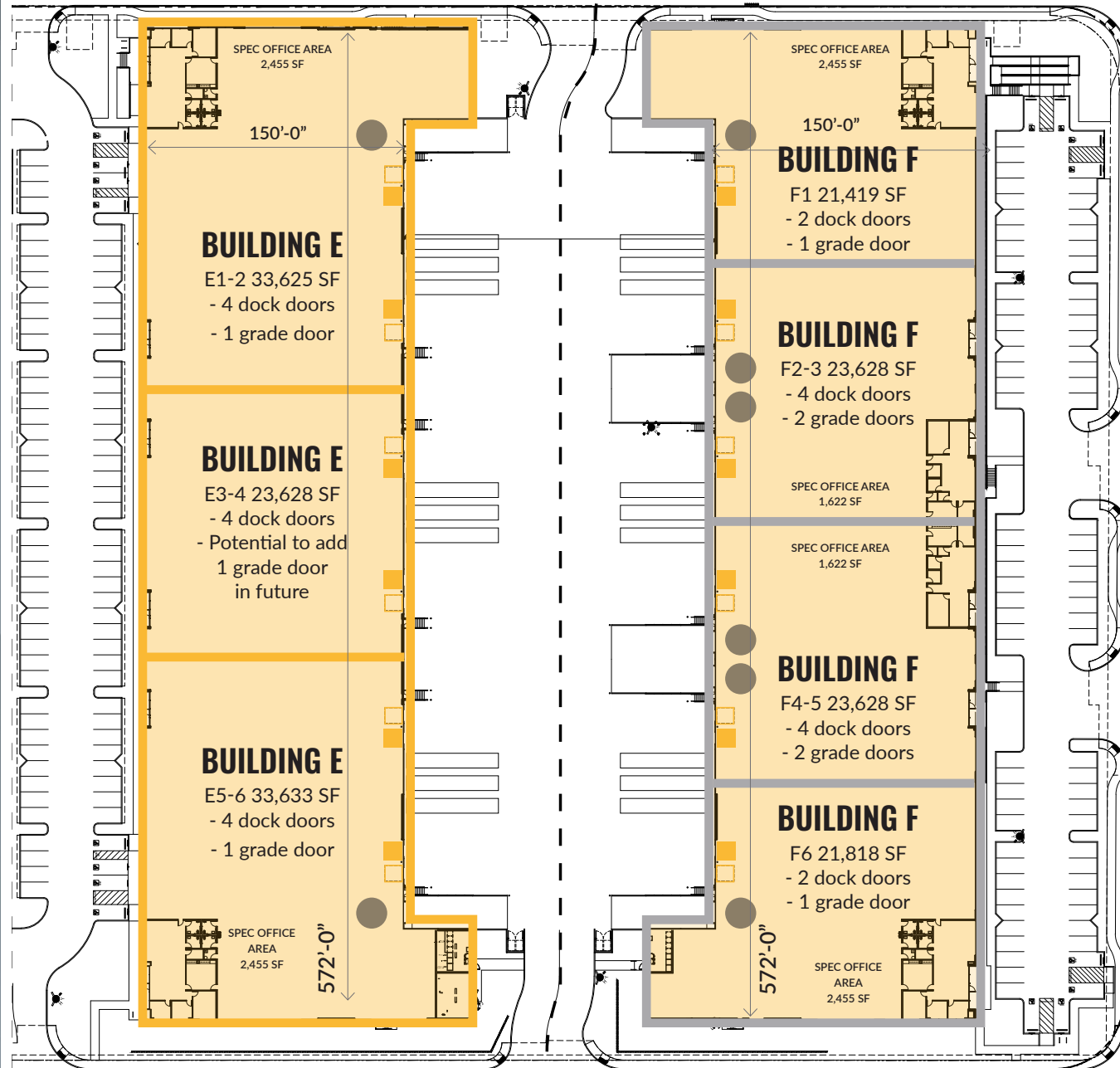
E: 9

F: 9

TRUCK COURT

180' shared concrete truck court

*POTENTIAL DIVISIBILITIES



BLDG E: ±4.41 ACRES

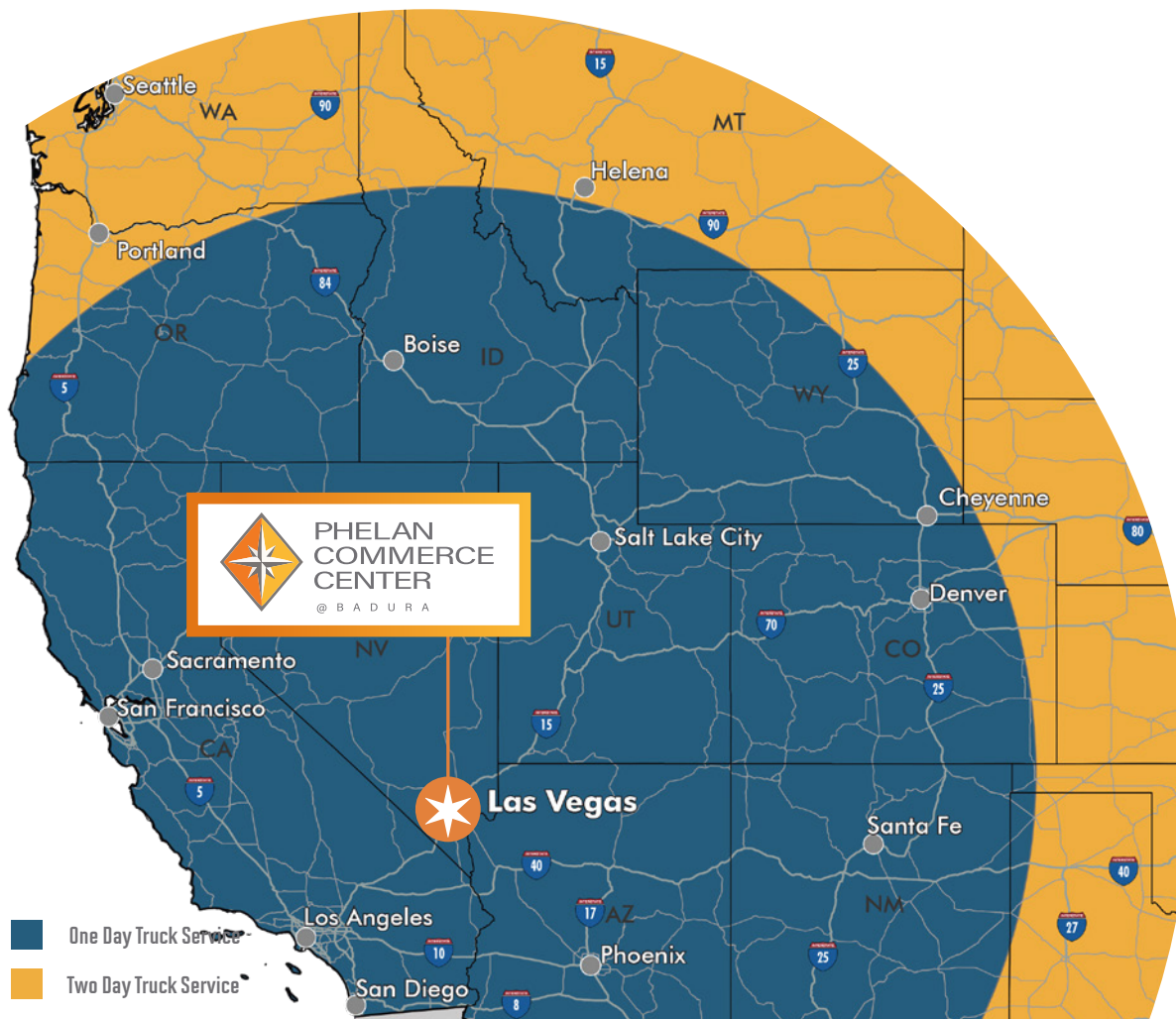
APN: TBD

BLDG F: ±4.52 ACRES

APN: TBD

AMENITIES MAP





Transit Analysis From Las Vegas, NV

| | Distance (mi.) | Time (est.) | | Distance (mi.) | Time (est.) |
|--------------------|----------------|---------------|--------------|----------------|----------------|
| Los Angeles, CA | 262 | 4 hrs, 1 min | Boise, ID | 636 | 9 hrs, 49 min |
| Phoenix, AZ | 335 | 5 hrs, 25 min | Santa Fe, NM | 640 | 9 hrs, 8 min |
| San Diego, CA | 323 | 4 hrs, 58 min | Denver, CO | 761 | 11 hrs, 14 min |
| Salt Lake City, UT | 433 | 6 hrs, 19 min | Cheyenne, WY | 846 | 12 hrs, 44 min |
| Reno, NV | 447 | 7 hrs, 4 min | Helena, MT | 914 | 13 hrs, 11 min |
| San Francisco, CA | 561 | 8 hrs, 35 min | Portland, OR | 975 | 15 hrs, 50 min |
| Sacramento, CA | 564 | 8 hrs, 36 min | Seattle, WA | 1,126 | 17 hrs, 14 min |

REGIONAL ADVANTAGE

LOCATION & TRANSPORTATION

- I-215 Interchange is ± 1.0 miles via Buffalo Dr.
- I-15 Interchange is ± 5.3 miles via I-215 freeway
- Harry Reid Airport is ± 8.5 miles
- The Las Vegas Strip is ± 8.4 miles

SHIPPING & MAILING SERVICES

- FedEx Freight 5.8 Miles
- FedEx Ship Center 2.4 Miles
- FedEx Air Cargo 10.7 Miles
- FedEx Ground 1.0 Miles
- UPS Freight Service Center 14.8 Miles
- UPS Customer Center 7.2 Miles
- UPS Air Cargo 7.7 Miles
- US Post Office 2.6 Miles

LAS VEGAS BUSINESS FACTS



BUSINESS ASSISTANCE PROGRAMS

- Sales and Use Tax Abatement
- Modified Business Tax Abatement
- Personal Property Tax Abatement
- Real Property Tax Abatement for Recycling
- TRAIN Employees Now (TEN)
- Silver State Works Employee Hiring Incentive



NEVADA TAX CLIMATE

- No Corporate Income Tax
- No Admissions Tax
- No Personal Income Tax
- No Unitary Tax
- No Franchise Tax on Income
- No Inventory Tax



LABOR OVERVIEW

- Nevada has one of the lowest labor costs in the region
- According to the U.S. Bureau of Labor Statistics, the metro Las Vegas area has more than 198,300 workers in the distribution, transportation, manufacturing, warehousing, and construction industries
- Over 61,800 students are enrolled in the University of Nevada Las Vegas and the College of Southern Nevada
- According to CBRE-EA, over the next 5 years, manufacturing jobs are expected to grow by 1.3%, transportation and warehousing by 0.8%, and construction by 1.9%
- All industrial employment sectors in Las Vegas are expected to grow faster than the national averages





BROKER CONTACT INFORMATION

GARRETT TOFT, SIOR

Vice Chairman
+1 702 369 4868
garrett.toft@cbre.com
Lic. BS.0061824

JAKE HIGGINS, SIOR

Executive Vice President
+1 702 369 4844
jake.higgins@cbre.com
Lic. S.0176473

KELSEY HIGGINS

Senior Associate
+1 702 369 4812
kelsey.higgins@cbre.com
Lic. S.0192524

© 2025 CBRE, Inc. All rights reserved. This information has been obtained from sources believed reliable, but has not been verified for accuracy or completeness. CBRE, Inc. makes no guarantee, representation or warranty and accepts no responsibility or liability as to the accuracy, completeness, or reliability of the information contained herein. You should conduct a careful, independent investigation of the property and verify all information. Any reliance on this information is solely at your own risk. CBRE and the CBRE logo are service marks of CBRE, Inc. All other marks displayed on this document are the property of their respective owners, and the use of such logos does not imply any affiliation with or endorsement of CBRE. Photos herein are the property of their respective owners. Use of these images without the express written consent of the owner is prohibited.

8241 - 8451 W. BADURA AVE. LAS VEGAS, NV 89113

