

EDGEWOOD SHOPPING CENTER

2170-2190 W Bayshore Rd, Palo Alto



2nd Gen Retail For Lease



JOSH SHUMSKY

Executive Director
(408) 863-1445

jshumsky@theconiccompany.com
CA RE License #01883266

MEGAN MCARTHUR

Director
(408) 863-1446

mcarthur@theconiccompany.com
CA RE License #02089762



HIGHLIGHTS



35,000 SF Grocery Anchored Neighborhood Center



Anchored by The Market



2nd Generation Retail Spaces for Lease



Easy Access from Hwy 101 & Embarcadero Rd



NNN = \$15 psf



Strong Surrounding Demographics

5-Min Drive Time Demo

- 2022 Population 26,524
- Average HH Income \$255,720

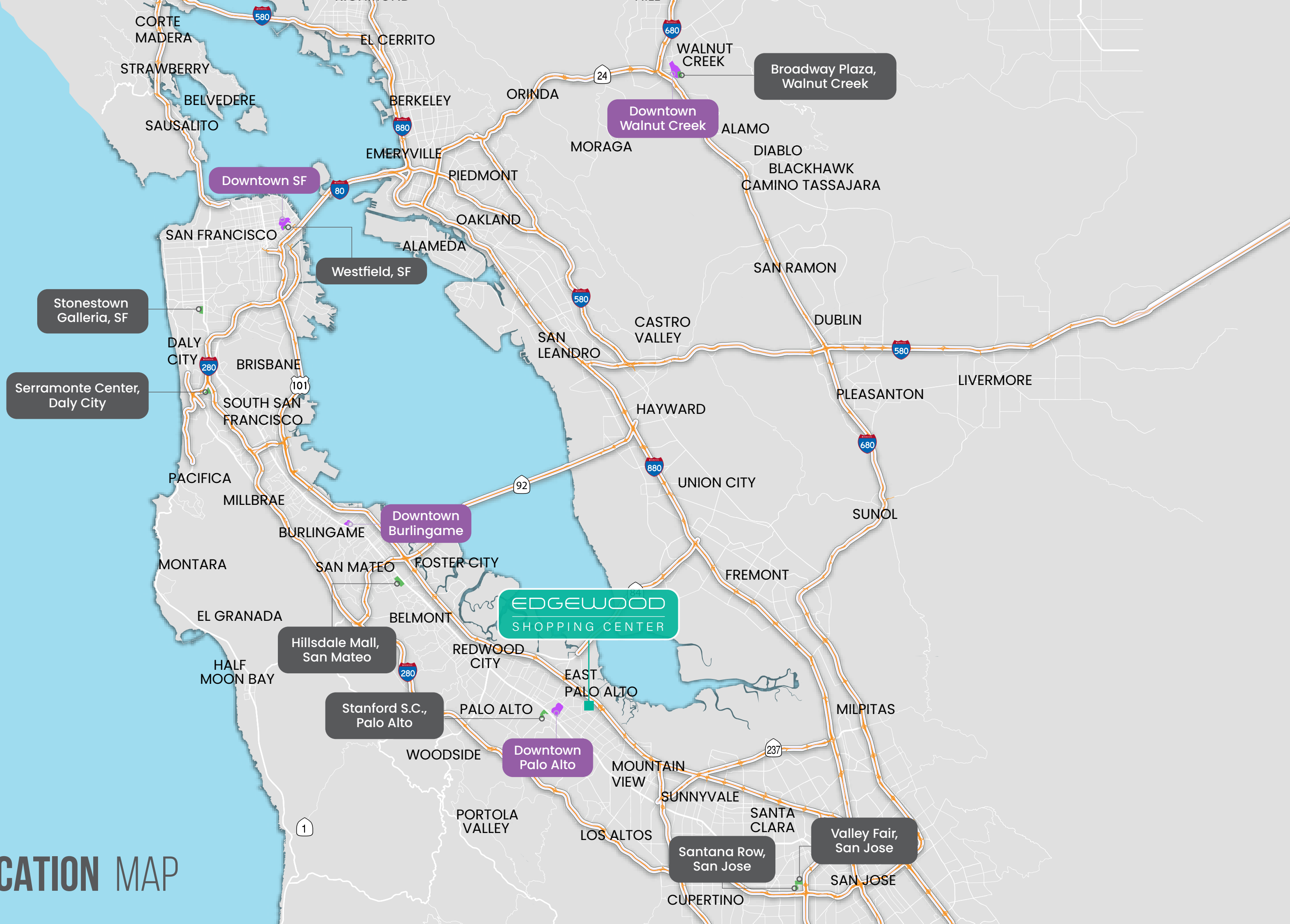
AVAILABILITY

Suite 100

3,657 SF

Former Bank

LOCATION MAP



EDGEWOOD
SHOPPING CENTER

Downtown SF

Westfield, SF

Stonestown Galleria, SF

Serramonte Center, Daly City

Downtown Burlingame

Hillsdale Mall, San Mateo

Stanford S.C., Palo Alto

Downtown Palo Alto

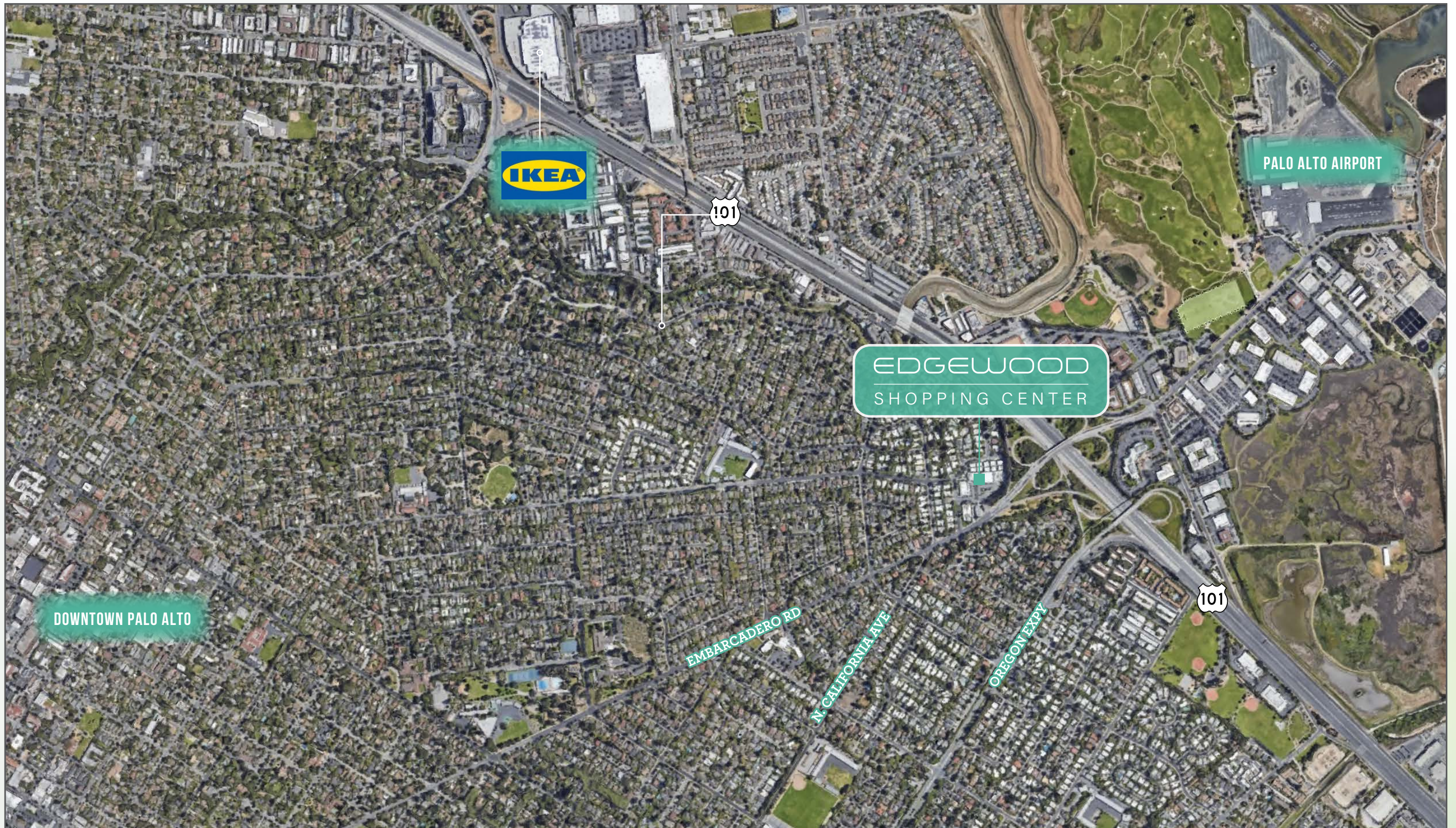
Downtown Walnut Creek

Broadway Plaza, Walnut Creek

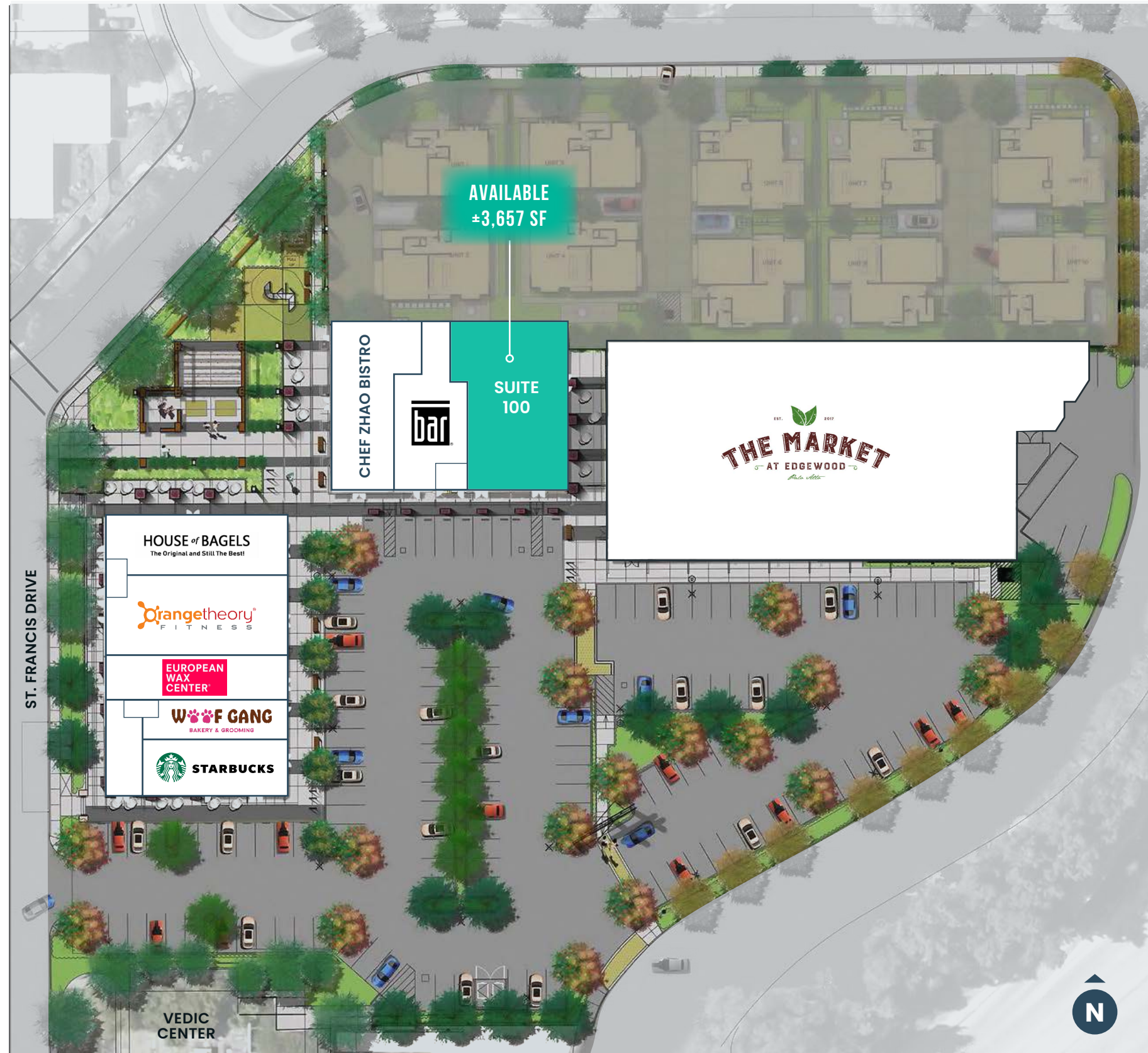
Valley Fair, San Jose

Santana Row, San Jose

AERIAL MAP



SITE PLAN



AVAILABLE SUITE

EDGEWOOD
SHOPPING CENTER

SUITE 100 ±3,657 SF



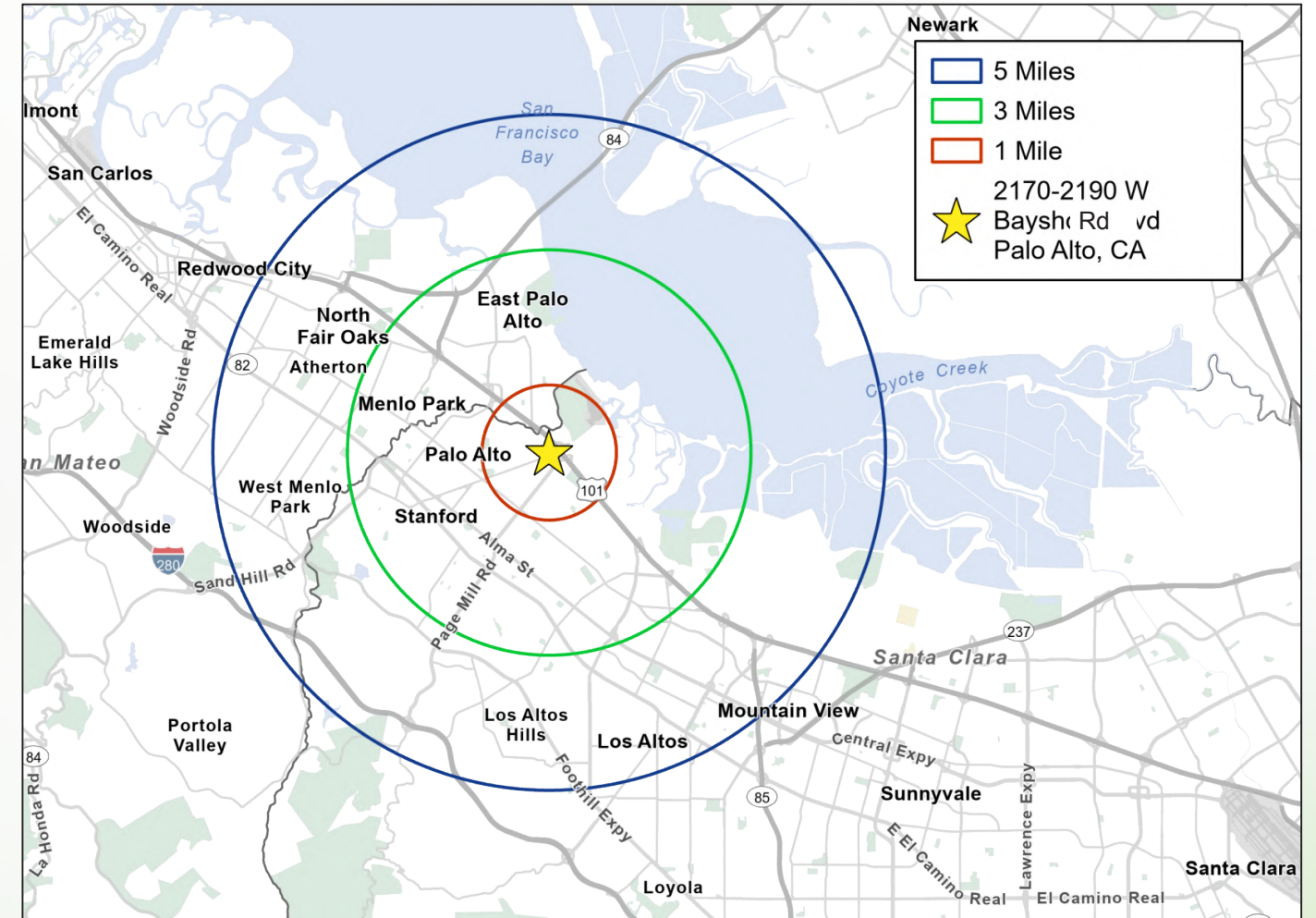
PHOTO GALLERY

EDGEWOOD
SHOPPING CENTER



DISTANCE DEMO

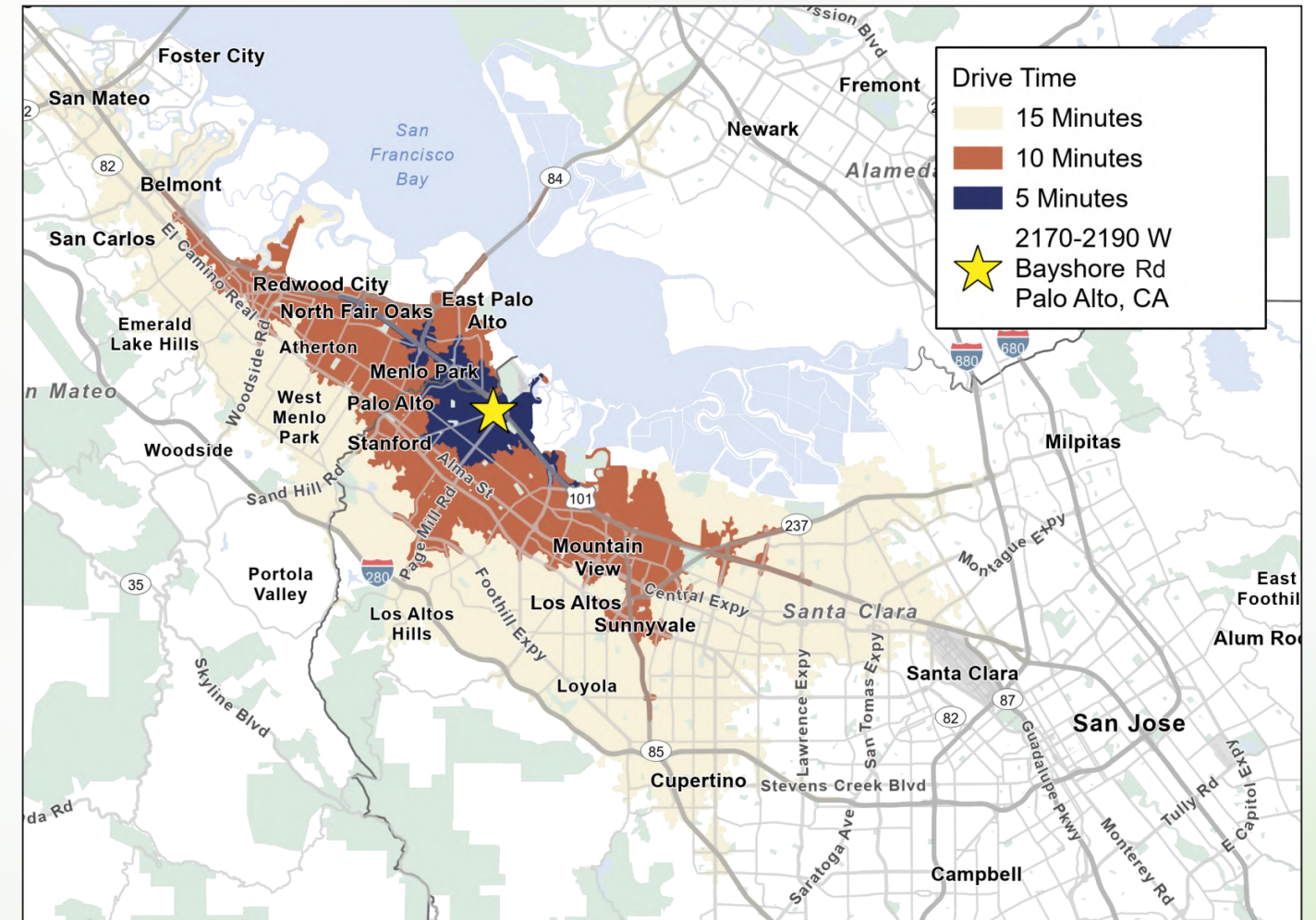
DEMOGRAPHICS (2022)	1 Mile	3 Miles	5 Miles
2022 Total Population	19,534	133,121	256,302
2027 Projected Population (Estimated)	18,908	129,933	252,881
Median Age	37.3	34.0	35.9
Total Households	6,393	44,716	91,032
Total Owner Occupied Housing Units	3,653	22,276	43,648
Total Renter Occupied Housing Units	2,739	22,440	47,384
Median Household Income	\$174,608	\$156,284	\$161,441
Average Household Income	\$243,039	\$222,990	\$226,687
Per Capita Income	\$79,545	\$74,936	\$80,864
Average Household Size	3.05	2.75	2.64



JOSH SHUMSKY (408) 863-1445 | jshumsky@theeoniccompany.com
MEGAN MCARTHUR (408) 863-1446 | mmcarthur@theeoniccompany.com

DRIVE TIME DEMO

DEMOGRAPHICS (2022)	5 Min	10 Min	15 Min
2022 Total Population	26,524	204,462	563,665
2027 Projected Population (Estimated)	25,678	202,316	559,767
Median Age	38.4	35.9	37.6
Total Households	8,841	74,970	204,792
Total Owner Occupied Housing Units	5,082	32,937	98,194
Total Renter Occupied Housing Units	3,759	42,033	106,597
Median Household Income	\$188,451	\$153,920	\$163,606
Average Household Income	\$255,720	\$211,898	\$219,952
Per Capita Income	\$85,540	\$77,788	\$79,983
Average Household Size	2.99	2.63	2.66



JOSH SHUMSKY (408) 863-1445 | jshumsky@theeoniccompany.com
MEGAN MCARTHUR (408) 863-1446 | mmcarthur@theeoniccompany.com

EDGEWOOD SHOPPING CENTER

2170-2190 W Bayshore Rd, Palo Alto



JOSH SHUMSKY Executive Director | (408) 863-1445 | jshumsky@theeoniccompany.com | CA RE License #01883266

MEGAN MCARTHUR Director | (408) 863-1446 | mmcarthur@theeoniccompany.com | CA RE License #02089762

© 2024 the eonic company. No warranty or representation, express or implied, is made to the accuracy or completeness of the information contained herein, and same is submitted subject to errors, omissions, change of price, rental or other conditions, withdrawal without notice, and to any special listing conditions imposed by the property owner(s). As applicable, we make no representation as to the condition of the property (or properties) in question.

