


WAREHOUSE AND FLEX SPACE FOR LEASE

IDEAL FOR LIGHT DISTRIBUTION & MANUFACTURING



**510 WILLIAMSTOWN ROAD
SICKLERVILLE, NJ**



John Mazurie
Senior Advisor
609.412.8690

john.mazurie@wolfcre.com

Ryan Barikian
Vice President
856.383.5355

ryan.barikian@wolfcre.com

The foregoing information was furnished to us by sources which we deem to be reliable, but no warranty or representation is made as to the accuracy thereof. Subject to correction of errors, omissions, change of price, prior sale or withdrawal from market without notice.



Wolf Commercial Real Estate
www.WolfCRE.com



PROPERTY DESCRIPTION

Location: 510 Williamstown Road
Sicklerville, NJ 08081

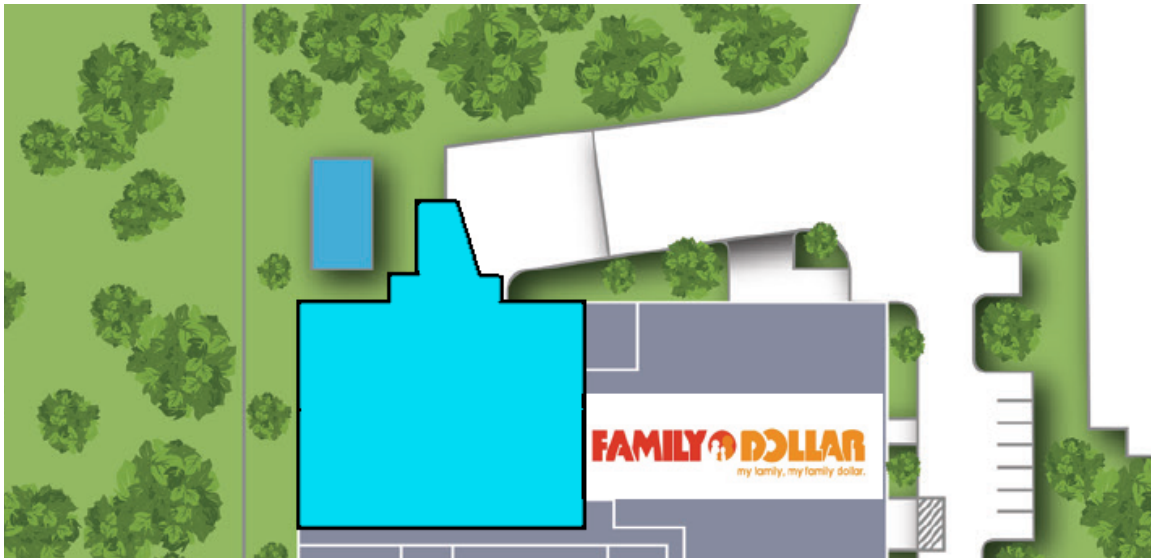
Size/SF: +/-6,400 SF

Lease Price: Call for information

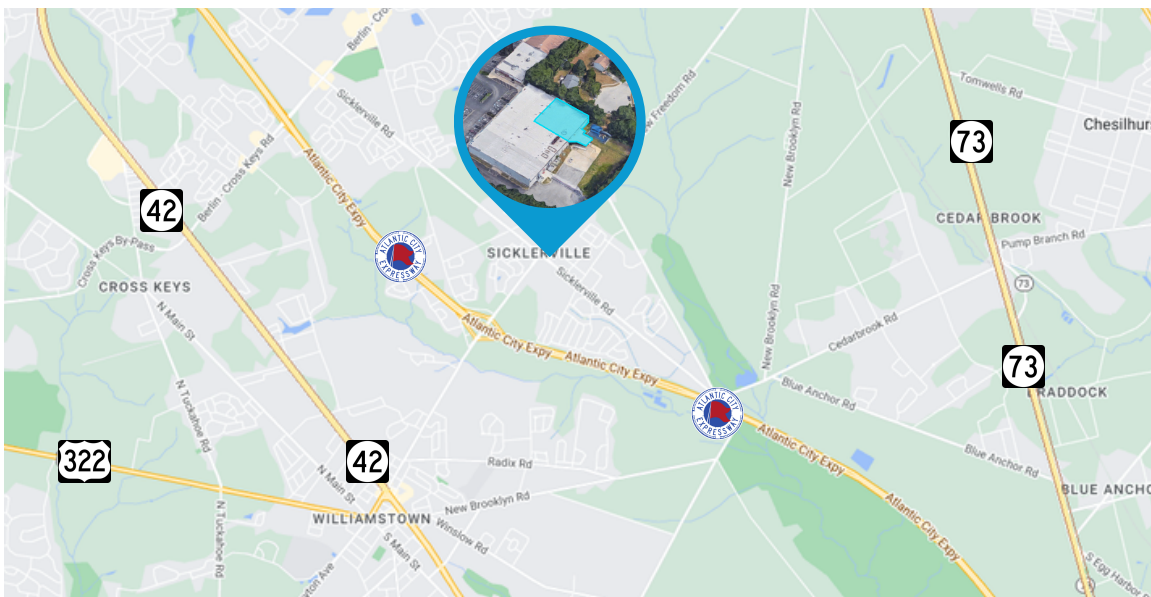
PROPERTY AREA/HIGHLIGHTS

- Two covered loading docks
- Clear Height: 13'
- Ample parking
- Situated off heavily traveled Williamstown Road: 18,993 VPD
- Access from both Williamstown Road and Sicklerville Road
- Close proximity to Routes 73, 42 & 322 and AC Expressway

PROPERTY OUTLINE



AERIAL MAP



The foregoing information was furnished to us by sources which we deem to be reliable, but no warranty or representation is made as to the accuracy thereof. Subject to correction of errors, omissions, change of price, prior sale or withdrawal from market without notice.

ADDITIONAL PHOTOS



The foregoing information was furnished to us by sources which we deem to be reliable, but no warranty or representation is made as to the accuracy thereof. Subject to correction of errors, omissions, change of price, prior sale or withdrawal from market without notice.