



LEE &
ASSOCIATES

FOR LEASE

53,750 SF
INDUSTRIAL FACILITY

450 BUTLER DR

MURFREESBORO, TN

BRETT WALLACH

PARTNER






LEE & ASSOCIATES - NASHVILLE
O: 615.751.2430
bwallach@lee-associates.com

JOHN ZEFFERY

PARTNER

LEE & ASSOCIATES - NASHVILLE
O: 615.866.1134
jzeffery@lee-associates.com

SPACE HIGHLIGHTS

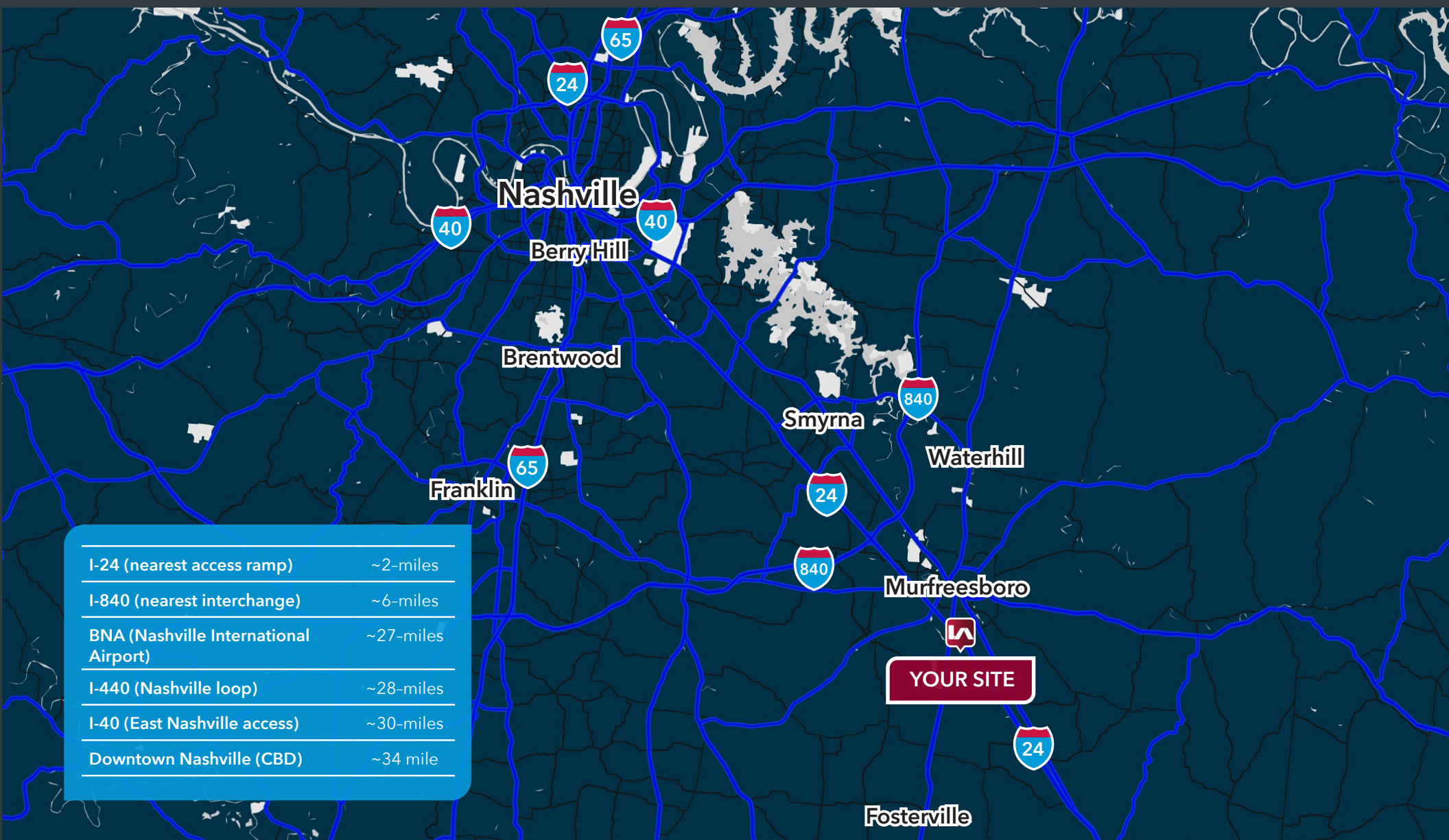
-  53,750 SFT
7,500 SFT of Two Story Office
-  Fully Fenced and Drive Around Facility
Roughly 1 Acre of Outside Storage
-  4,000 Amps 480 Volt
-  27' Clear Height
-  8 Dock High Doors
3 Drive In Doors
-  100% Climate Controlled
Warehouse (144.5 Tons of Total
Cooling Capacity)
-  Immediate Access to I-24
-  Major Renovations Planned



ACCESS MAP

MURFREESBORO, TENNESSEE

I-24 (nearest access ramp)	~2-miles
I-840 (nearest interchange)	~6-miles
BNA (Nashville International Airport)	~27-miles
I-440 (Nashville loop)	~28-miles
I-40 (East Nashville access)	~30-miles
Downtown Nashville (CBD)	~34 mile





450 BUTLER DR

M U R F R E E S B O R O , T N

BRETT WALLACH

PARTNER

LEE & ASSOCIATES - NASHVILLE

O: 615.751.2430

bwallach@lee-associates.com

JOHN ZEFFERY

PARTNER

LEE & ASSOCIATES - NASHVILLE

O: 615.866.1134

jzeffery@lee-associates.com

All information furnished regarding property for sale, rental or financing is from sources deemed reliable, but no warranty or representation is made to the accuracy thereof and same is submitted to errors, omissions, change of price, rental or other conditions prior to sale, lease or financing or withdrawal without notice. No liability of any kind is to be imposed on the broker herein.