

# Princeton North Shopping Center

1225 Route 206, Montgomery, NJ

## For Lease | 1,650 SF up to 6,050 SF

**SHANE WIERKS**  
 swierks@jefferyrealty.com  
 C: 908.581.7781  
 O: 908.668.9600

**KYLE GOWOREK**  
 kgoworek@jefferyrealty.com  
 C: 201.978.1770  
 O: 908.668.9600



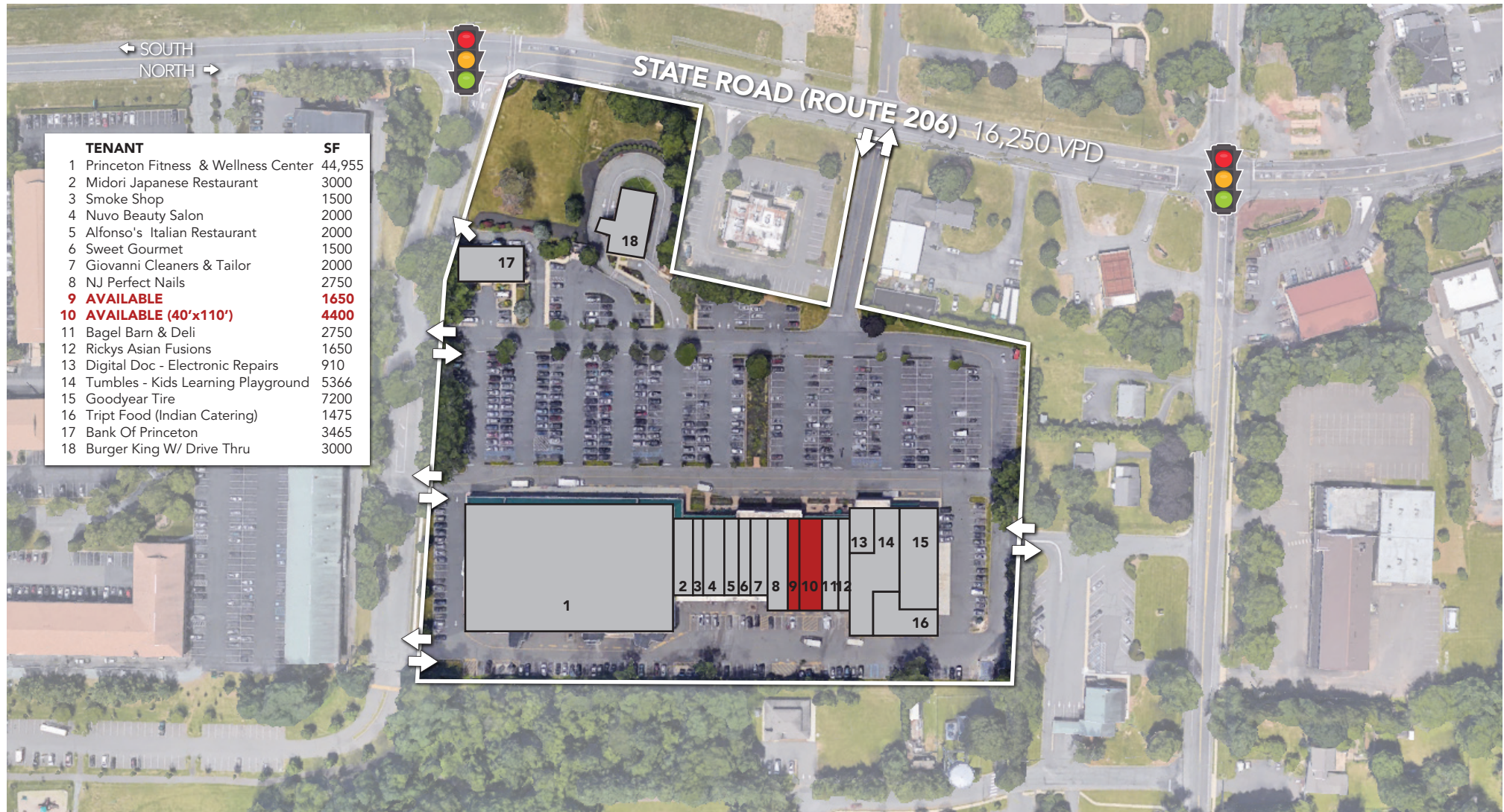


# Princeton North Shopping Center

## 1225 Route 206, Montgomery, NJ



Site Information



**GLA:** 91,571 SF  
**AVAILABLE:** 1,650 & 4,400 SF (up to 6,050 SF)  
**NNN:** \$5.17 PSF

**PARKING:** PER CODE  
**FRONTAGE:** 712' ON RT. 206  
**TRAFFIC:** 16,250 VPD ON RT. 206

**RENT:** CALL FOR QUOTE  
**NOTES:** RETAIL CENTER IN HEART OF MONTGOMERY MARKET NEAR PRINCETON  
 4,400 SF CAN BE SPLIT INTO TWO TENANTS



**JEFFERY REALTY**  
 Retail Specialist

52 Millburn Ave. • Springfield, NJ 07081 • T: 908.668.9600 • F: 908.668.5225 • [www.JefferyRealty.com](http://www.JefferyRealty.com)  
 All information is from sources deemed reliable and is submitted subject to errors, omissions, change of price, terms, prior sales and withdrawals.





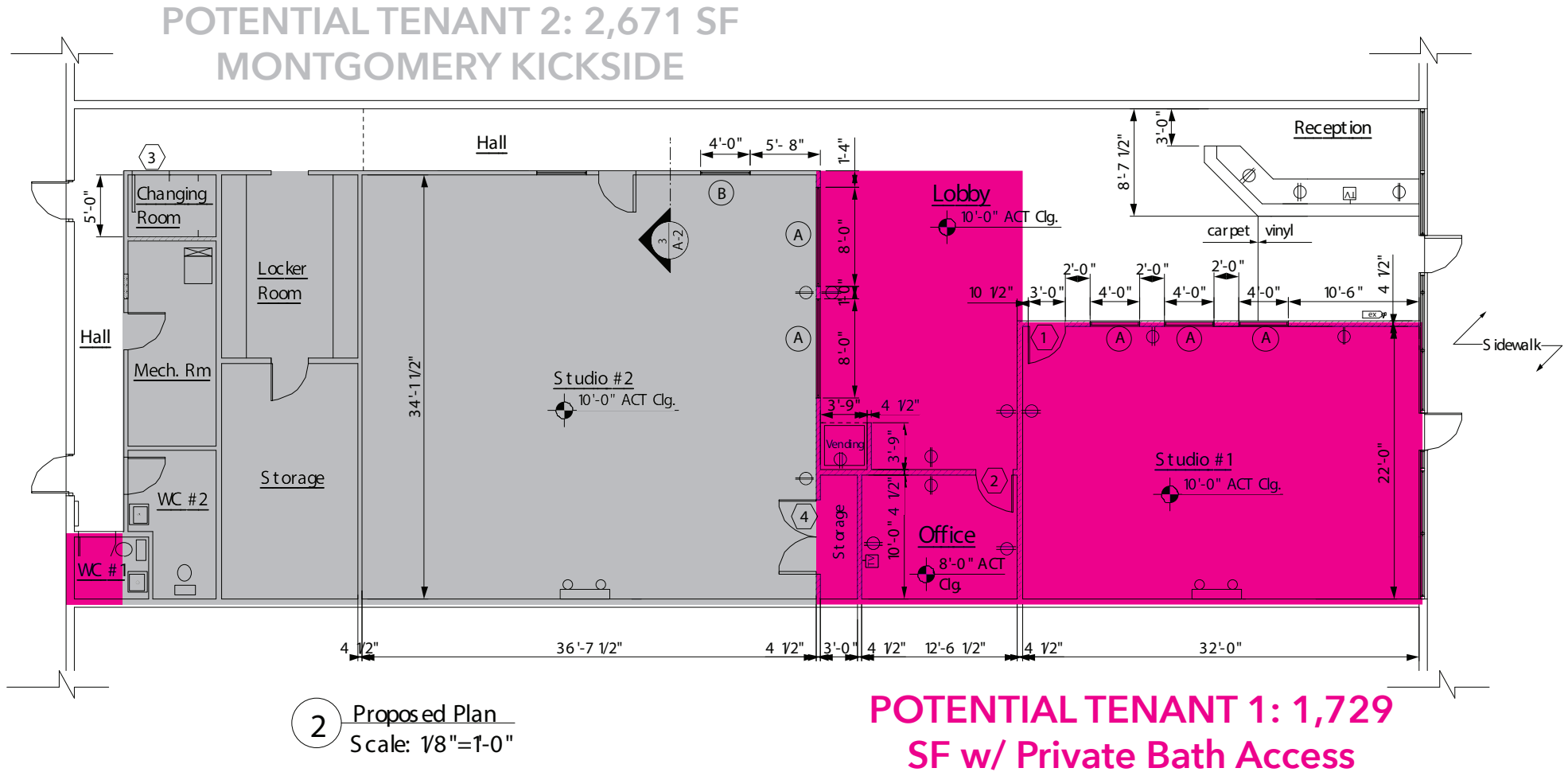
# Princeton North Shopping Center

1225 Route 206, Montgomery, NJ



# Princeton North Shopping Center

## 1225 Route 206, Montgomery, NJ






# Princeton North Shopping Center

## 1225 Route 206, Montgomery, NJ



 DEMOGRAPHICS	TOTAL POPULATION	AVERAGE HHI	HOUSEHOLDS	TOTAL BUSINESSES	TOTAL EMPLOYEES
1 Mile	5,354	\$232,432	1,981	551	7,146
3 Miles	24,185	\$283,596	8,796	1,335	15,415
5 Miles	84,328	\$258,373	29,271	4,195	55,048