



FOR LEASE
Available October 1, 2023



DOCK 29,370± SF

- 82 loading positions
- Dock ramp



SITE 24.47± ACRES

- Approximately 19.4± acres are developed with 5± acres slated for paving
- Asphalt paved
- Concrete dock aprons & dolly pads
- A-1 zoning



OFFICE 5,250± SF

LOCATION

This property is well located in southwest Phoenix. Loop 202 access is less than 2 miles, I-10 access is 3± miles, and Loop 101 access is 5± miles from the site.

CONTACT US



Andrew Gibbs
Principal
913.381.5777
andrew@burrtemkin.com

Owen Weikert
Sales Associate
678.756.8005
owen@burrtemkin.com

5925 Beverly Avenue
Mission, KS 66202

OWNED & MANAGED BY



FUTURE EXPANSION

Future site expansion will allow for the addition of a maintenance shop, yard, or office. The current terminal area features 19.4± acres of developed land with an additional 5± acres available.



CONTACT US



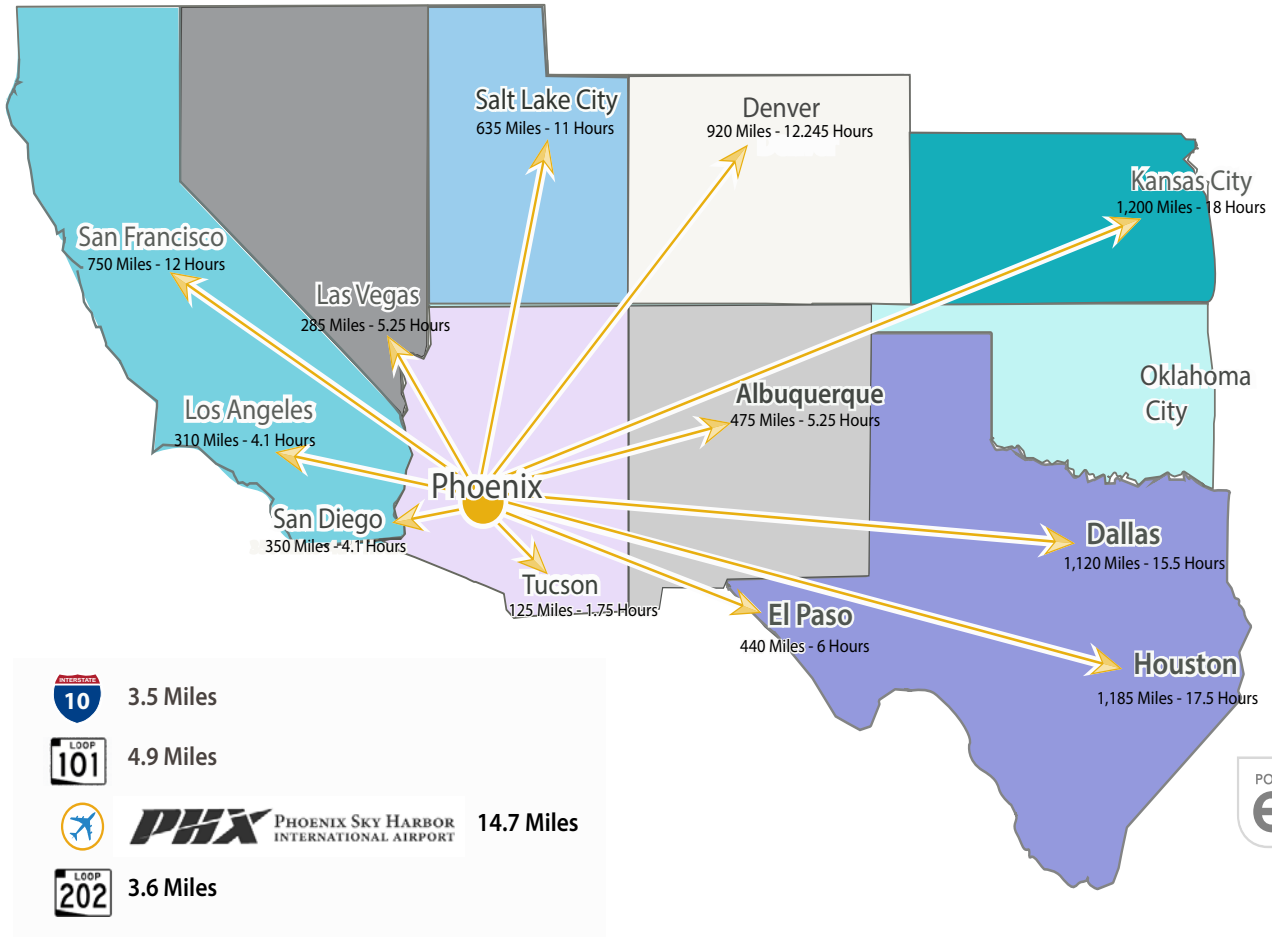
Andrew Gibbs
Principal
913.381.5777
andrew@burrtemkin.com

Owen Weikert
Sales Associate
678.756.8005
owen@burrtemkin.com

5925 Beverly Avenue
Mission, KS 66202

OWNED & MANAGED BY





CONTACT US




Andrew Gibbs
Principal
913.381.5777
andrew@burrtemkin.com

Owen Weikert
Sales Associate
678.756.8005
owen@burrtemkin.com

5925 Beverly Avenue
Mission, KS 66202

OWNED & MANAGED BY





CONTACT US




Andrew Gibbs
Principal
913.381.5777
andrew@burrtemkin.com

Owen Weikert
Sales Associate
678.756.8005
owen@burrtemkin.com

5925 Beverly Avenue
Mission, KS 66202

OWNED & MANAGED BY





CONTACT US



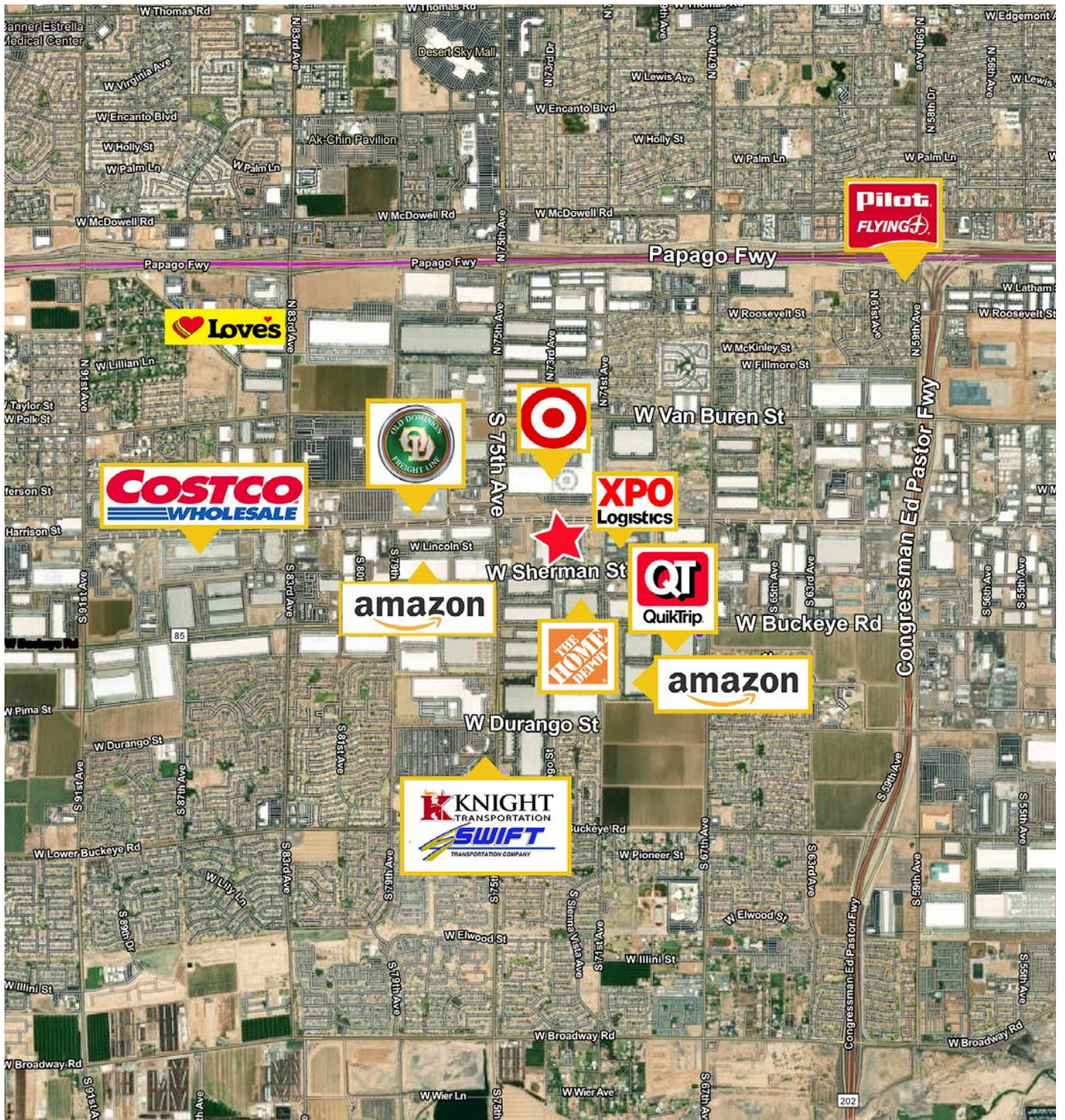
Andrew Gibbs
Principal
913.381.5777
andrew@burrtemkin.com

Owen Weikert
Sales Associate
678.756.8005
owen@burrtemkin.com

5925 Beverly Avenue
Mission, KS 66202

OWNED & MANAGED BY





CONTACT US



Andrew Gibbs
Principal
913.381.5777
andrew@burrtemkin.com

Owen Weikert
Sales Associate
678.756.8005
owen@burrtemkin.com

5925 Beverly Avenue
Mission, KS 66202

OWNED & MANAGED BY

