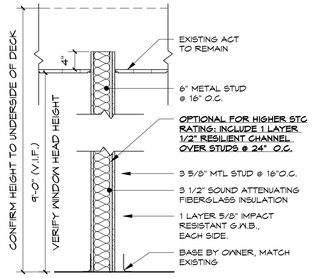

TYPICAL INTERIOR STUD WALL UNLESS OTHERWISE NOTED

1 MTL STUDS PARTITION

UL U419 - NON RATED	STC 49
W/ RESILIENT CHANNEL	STC 52

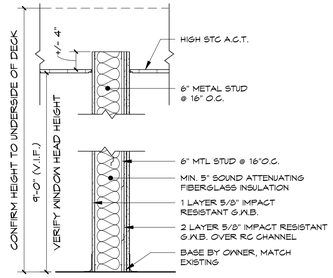

ACOUSTICAL INTERIOR STUD WALL @ SOUND ROOMS

2 MTL STUDS PARTITION

UL U452 - NON RATED	STC 59
W/ RESILIENT CHANNEL	

2 SK-1 PARTITION TYPE
SCALE: 3/4" = 1'-0"

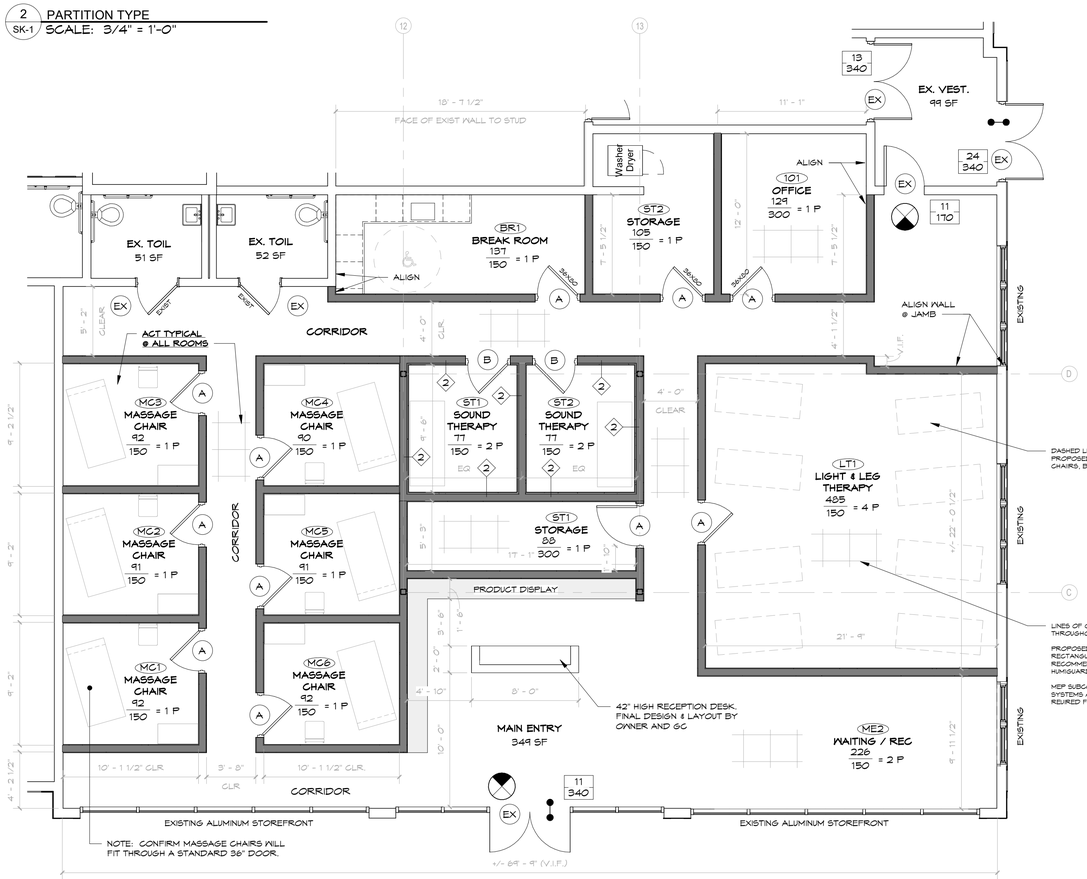

NOTE: CONFIRM MASSAGE CHAIRS WILL FIT THROUGH A STANDARD 36" DOOR.

1 SK-1 ENLARGED TENANT SPACE
SCALE: 3/16" = 1'-0"

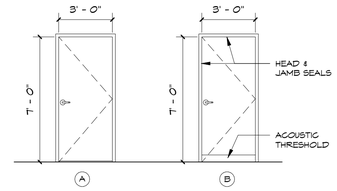

FLUSH / NON-RATED WD DOOR, HM FRAME

FLUSH / SOLID ACOUSTICAL PANEL, HM FRAME

(MIN 40 STC W/ ACOUSTICAL HARDWARE)

NOTE: ALL EXISTING DOORS (EX) SHALL HAVE NEW ACCESSIBLE HARDWARE INSTALLED CHAPTER 10, IBC. SEE GENERAL NOTE #11.

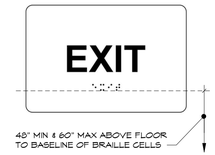

48" MIN & 60" MAX ABOVE FLOOR TO BASELINE OF BRAILLE CELLS

TACTILE EXIT SIGNS TO BE PROVIDED ADJACENT TO ALL OCCUPANCY EGRESS DOORS IN ACCORDANCE WITH CSBC SECTION 1013.4 & ICC A117.1 SECTION 703.

3 SK-1 TACTILE EXIT SIGN
SCALE: 1/4" = 1'-0"

TYPICAL STEMMED EMERGENCY EXIT LIGHT COMBO FROM CEILING / UNDERSIDE OF EXISTING TRUSS

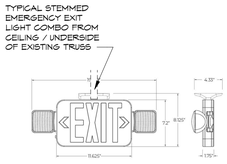

INSTALLED PER IBC SECTION 1013.1.

4 SK-1 EMERGENCY EXIT LIGHT COMBO
SCALE: 1/16" = 1'-0"

REQUIRED PLUMBING FIXTURES

CLASSIFICATION	OCCUPANCY	WATER CLOSETS	LAVATORIES	BATHTUB/ SHOWERS	DRINKING FOUNTAINS	OTHER
BUSINESS	B	1 PER 25 FOR FIRST 50	1 PER 40 FOR FIRST 80	-	1 PER 100	1 SERVICE SINK

PER 2021 ICC IPC, INTERNATIONAL PLUMBING CODE - TABLE 403.1, MINIMUM NUMBER OF REQUIRED PLUMBING FIXTURES

BUILDING INFORMATION

PROJECT SCOPE: TENANT FIT-OUT TO CORNER AREA OF AN EXISTING ONE-STORY BUILDING. TOTAL SQUARE FOOTAGE WILL BE UTILIZED FOR A PROPOSED HOLISTIC THERAPY OFFICE. THE PROPOSED TENANT WILL USE THE EXISTING LAYOUTS OF AN AREA APPROXIMATELY 3,250 SF.

USE AND OCCUPANCY CLASSIFICATION (CHAPTER 3, SECTION 302)
- PROPOSED SALON **(USE GROUP B PER IBC 304.1)**

ALL USE GROUP CLASSIFICATIONS WILL REMAIN THE SAME FOR THE NEW TENANT.

AUTOMATIC SPRINKLER SYSTEM (CHAPTER 7):	YES
CONSTRUCTION TYPE (SECTION 602):	(EXISTING) TYPE 5A
SEPARATION OF OCCUPANCIES *(TABLE 508.4)*	1 HR SEPARATIONS ARE EXISTING **WORK HAS ALREADY BEEN COMPELTED UNDER SEPARATE PERMIT FOR THE CONSTRUCTION OF THE EXISTING BUILDING FIRE SEPARATION WALL, SIM. UL# U419
MAX. FLOOR AREA ALLOWANCE (TABLE 1004.5):	BUISNESS AREAS (150 GROSS)
TOTAL OCCUPANT LOAD:	22 PEOPLE
MAX TRAVEL DISTANCE (TABLE 1017.2):	B: 300 FEET (WITH SPRINKLER SYSTEM)

BUILDING FINISHES

FLOOR SURFACES:
PER SECTION 1003.4, ALL *MEANS OF EGRESS* SHALL BE A **SLIP-RESISTANT** AND SECURELY ATTACHED.

EXIT SIGNS:
AS REQUIRED PER SECTION 1013 AT ACCESSIBLE EXIT DOORS AT THE LEVEL OF EXIT DISCHARGE.

WALL AND CEILING FINISHES:
AS REQUIRED PER SECTION 803 WILL COMPLY TO THE CLASS GROUP ACCORDING TO THEIR FLAME SPREAD AND SMOKE-DEVELOPED INDEXES.

USE GROUP, SPRINKLERED - (TABLE 803.13)	GROUP B	GROUP S
- INTERIOR EXIT PASSAGEWAYS:	CLASS B	CLASS C
- CORRIDORS AND EXIT STAIRWAYS AND RAMPS:	CLASS C	CLASS C
- ROOMS AND ENCLOSED SPACES:	CLASS C	CLASS C

NOTES:
1. EXIT SIGN SHALL CONFORM TO THE REQUIREMENTS OF ICC/ANSI A117.1, AMERICAN NATIONAL INSTITUTE FOR ACCESSIBLE AND USABLE FACILITIES AND BUILDINGS.

TYPICAL ACCESSIBLE EXIT SIGN DETAIL
NOT TO SCALE

- EXISTING EXIT SIGN WITH HANDICAP SYMBOL AND EXIT SIGN COMBINATION SIMILAR TO EVENLITE TELESIS EXIT SIGN
- NEW EMERGENCY LIGHTING, ELECTRICAL CONTRACTOR TO CONFIRM ALL LOCATIONS WITH AHJ. INSTALL PER CODE.
- NEW EMERGENCY LIGHTING (COORD W/ EL ENG.)
- ACCESSIBLE EGRESS ON GRADE

KEY PLAN

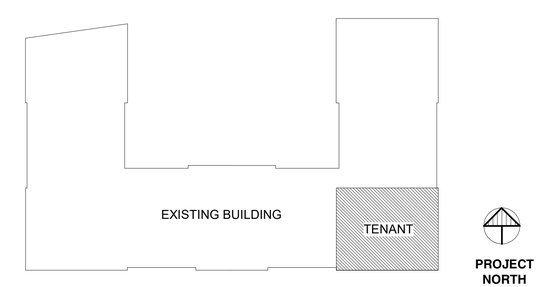

CONSTRUCTION KEY

EXISTING STUD WALL CONSTRUCTION

NEW STUD WALL CONSTRUCTION (NONE IN SCOPE)

DIMENSIONAL NOTE: ALL DIMENSIONS SHOWN IN THESE PLANS ARE TO THE FACE OF EXISTING GYPSUM WALL BOARD FINISHED WALL CONSTRUCTION. VERIFY ALL EXISTING CONDITIONS IN FIELD DUE TO NATURAL BUILDING VARIATIONS.

APPLICABLE CODES

2022 CONNECTICUT STATE BUILDING CODE	
- CONNECTICUT AMENDMENT (APPLIES TO ALL)	CURRENT
- INTERNATIONAL EXISTING BUILDING CODE	2021
- INTERNATIONAL MECHANICAL CODE	2021
- INTERNATIONAL PLUMBING CODE	2021
- INTERNATIONAL ENERGY CONSERVATION CODE	2021
- NFPA 70 NATIONAL ELECTRICAL CODE OF THE NATIONAL FIRE PROTECTION ASSOCIATION, INC.	2020
2022 CONNECTICUT FIRE SAFETY CODE	
- CONNECTICUT AMENDMENT (APPLIES TO ALL)	CURRENT
SECTION 504	
- ICC A117.1-2017 ACCESSIBLE AND USABLE BUILDINGS & FACILITIES INCLUDING THE CURRENT CONNECTICUT STATE BUILDING CODE	CURRENT

GENERAL NOTES

1. ALL CONTRACTORS & SUBCONTRACTORS SHALL FAMILIARIZE THEMSELVES WITH THE EXISTING CONDITIONS & THE PROPOSED SCOPE OF WORK PRIOR TO COMMENCEMENT OF WORK. ALL PARTIES SHALL CAREFULLY REVIEW THE EXISTING CONDITIONS OF THE BUILDING AS WELL AS THE PROPOSED DRAWINGS SO AS TO FULLY UNDERSTAND THE PROPOSED WORK. IT IS THE RESPONSIBILITY OF THE CONTRACTOR TO ENSURE THAT DISCREPANCIES & OMISSIONS ARE REPORTED AND CLARIFICATION OBTAINED FROM THE ARCHITECTS, TENANT OR OWNER PRIOR TO COMMENCEMENT OF THE WORK. ANY WORK THAT PROCEEDS OTHERWISE, IF INCORRECTLY PERFORMED, SHALL BE REPLACED OR REPAIRED BY THE CONTRACTOR AT THEIR EXPENSE. COMMENCEMENT OF WORK SHALL BE CONSIDERED AN ACCEPTANCE OF THESE TERMS.
2. **REFLECTED CEILING PLANS (RCPS)** ARE PARTIALLY REPRESENTED IN THIS DRAWING. THE CONTRACTOR & OWNER SHALL COORDINATE ALL CEILING ITEMS LISTED, BUT NOT LIMITED TO, MECHANICAL DUCTS, CHASES, LIGHTING FIXTURES, AUTOMATIC SPRINKLER, EGRESS SIGNAGE, ETC. OWNER TO CONTRACT AND COORDIANTE WITH MEP SUBCONTRACTORS AS REQUIRED.
3. ELECTRICAL SUBCONTRACTOR TO INSTALL AND PROVIDE AHJ WITH LOCATIONS OF ALL NEW ACCESSIBLE EXIT SIGNAGE, EMERGENCY LIGHTING, FIRE ALARM, AND LIFE SAFETY DEVICES.
3. COORDINATE NEW LOCATIONS OF POWER & DATA OUTLETS. COORDINATE LOCATIONS WITH FUTURE TENANT FIT OUT FURNITURE & EQUIPMENT.
4. ALL PROPOSED CONSTRUCTION LAYOUTS AND REQUIREMENTS SHALL FOLLOW CURRENT STATE BUILDING CODES AS IDENTIFIED.
5. ALL ADDITIONAL PROFESSIONAL DISCIPLINES SUCH AS (BUT NOT LIMITED TO) MECHANICAL, ELECTRCIAL, PLUMBING, FIRE PROTECTION, AND CIVIL ENGINEERING SHALL BE CONTRACTED AND COORDINATED BY OWNER & GC.
6. PORTABLE FIRE EXTINGUISHERS TO BE PROVIDED AS REQUIERED PER 2022 CT AMENDMENT, SECTION 906; AND AS REQUIRED BY THE CONNECTICUT STATE FIRE PREVENTION CODE, AND ALL (AHJ) AUTHORITIES HAVING JURISDICTION.
7. CONTRACTOR OR SUBCONTRACTOR(S) IS (ARE) RESPONSIBLE FOR DIMENSIONS TO BE CONFIRMED & CORRELATED AT THE JOBSITE: INFORMATION THAT PERTAIN SOLEY TO THE FABRICATION PROCESSES OR TO THE MEANS, METHODS, TECHNIQUES, SEQUENCE, & PROCEDURE OF CONSTRUCTION; COORDIANTION OF HIS OR HER WORK WITH THAT OF ALL OTHER TRADES; AND FOR PERFORMING ALL WORK IN A SAFE & SATISFACTORY MANNER.
8. ALL NEW SINGLE PANEL DOORS SHALL BE A MINIMUM DIMENSION OF 36" X 84" AND SHALL MEET ALL REQUIREMNTS OF 2021 IBC.
9. CONTRACTOR TO INSTALL ALL NEW DOOR HARDWARE PER 2021 IBC CODE, CHAPTER 10; SECTION 1010.2.2. DOOR HANDLES, PULLS, LATCHES, LOCKS AND OTHER OPERATING DEVICES ON DOORS REQUIRED TO BE ACCESSIBLE BY CHAPTER 10 OF THE INTERNATIONAL BUILDING CODE SHALL NOT REQUIRE TIGHT GRASPING, TIGHT PINCHING OR TWISTING OF THE WRIST TO OPERATE.
10. MINIMUM CORRIDOR WIDTH TO BE 44" PER TABLE 1020.2 OF THE 2021 IBC.

CONSTRUCTION PERMIT PLAN DRAWING

Kenneth Boroson
ARCHITECTS
315 Peck Street
New Haven, CT 06513
p: 203.624.0662 ▪ f: 203.562.1732
www.kbarch.com

STATE OF CONNECTICUT
KENNETH ALAN BOROSON
#4150
LICENSED ARCHITECT

THIS PRINT IS THE PROPERTY OF KENNETH BOROSON ARCHITECTS. IT IS LOANED WITH THE EXPRESS AGREEMENT THAT THE DRAWING AND THE INFORMATION CONTAINED THEREIN ARE THE PROPERTY OF KENNETH BOROSON ARCHITECTS AND WILL NOT BE REPRODUCED, COPIED OR OTHERWISE DISPOSED OF, DIRECTLY OR INDIRECTLY, AND WILL NOT BE USED IN WHOLE OR IN PART TO ASSIST IN MAKING OR TO REFURNISH ANY INFORMATION FOR MAKING DRAWINGS, PRINTS OR OTHER REPRODUCTIONS THEREOF OR FOR THE MAKING OF APPARATUS OR PARTS THEREOF EXCEPT UPON WRITTEN PERMISSION OF KENNETH BOROSON ARCHITECTS. THE ACCEPTANCE OF THE PRINTS WILL BE CONSTRUED AS AN ACCEPTANCE OF THE FOREGOING AGREEMENT.

NO.	DATE	REVISION

ISSUE/REVISION

PROJECT NAME
TAKE A MOMENT

TENANT PERMIT DRAWING

BUILDING NAME & ADDRESS
FIRELITE COMMONS - SUITE C
33 OLD TAVERN ROAD
ORANGE, CT 06477

PROJECT NUMBER
2024.008

DRAWING TITLE
TENANT THERAPY SPACE

SCALE	DRAWN BY
As indicated	GTW
FILENAME	DATE
FILE	MAY 16, 2024

DRAWING NUMBER
SK-1

5/16/2024 9:54:20 AM \\Kbdesk01\Archive\Projects\Active Project Folders\2024.008 - Firelite Commons - Suite C\Drawings\Revit\Firelite Commons Suite C.rvt