

"Last-Mile" Logistics Opportunity

2 Buildings | 296,490 SF Total

850 & 1650 Sherman Ave, Pennsauken, NJ

**AVISON
YOUNG**



"Last-Mile" Logistics Opportunity

2 Buildings | 296,490 SF Total (Divisible to +/- 50,000 SF)


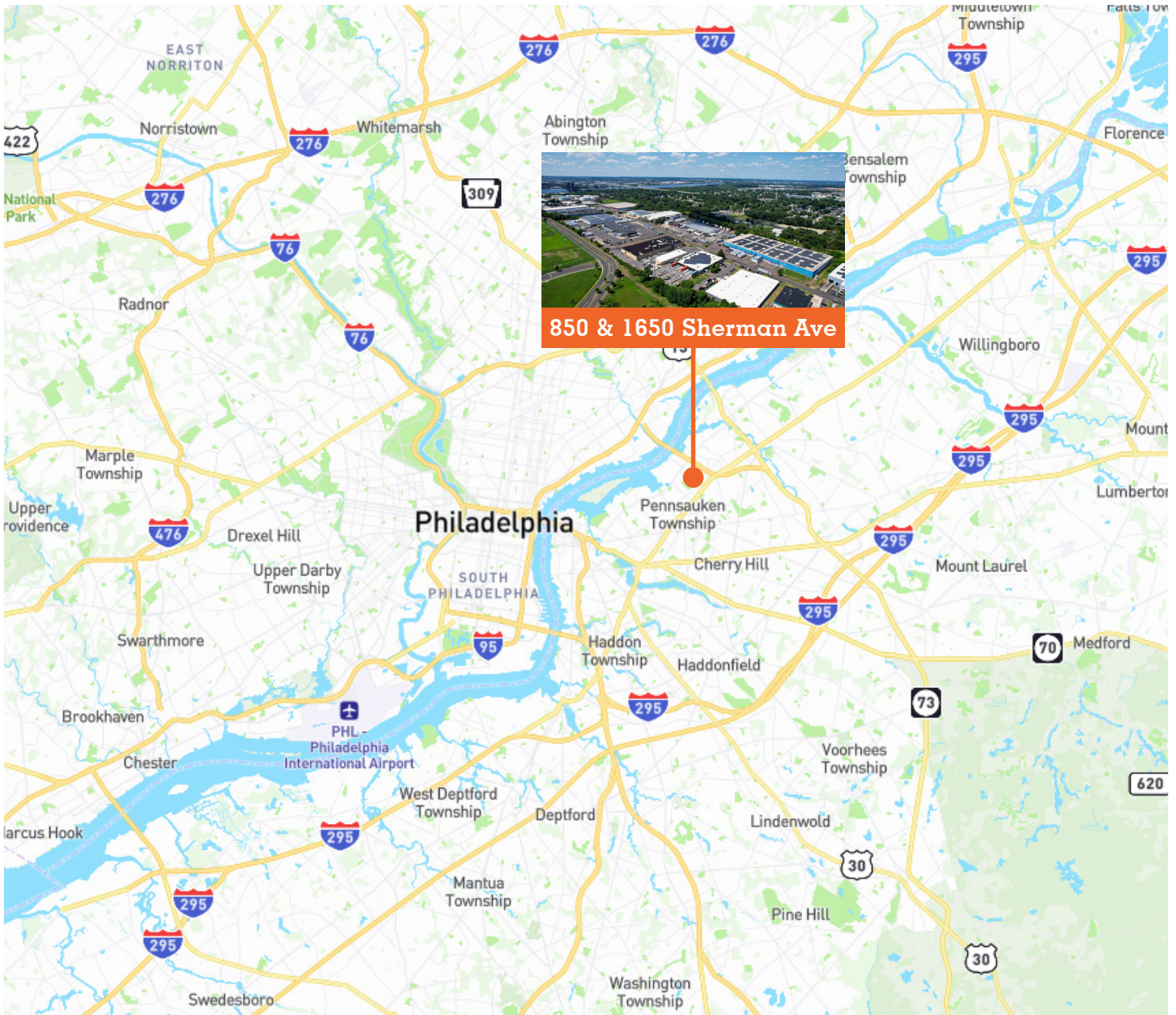
- Prime "Last-Mile" Logistics Opportunity, consisting of (2) buildings totaling 296,490 sf. The properties can be leased jointly or individually, and also offer the ability to further subdivide to accommodate a wide range of square footage and size configurations.
- Excellent loading, ceiling heights and parking
- Strategically located with immediate access to Betsy Ross and Tacony-Palmyra Bridges to Philadelphia, only minutes from I-95, Route 130, NJ Turnpike, and I-295



**Get more
information**

Jim Scott, Principal
M +1 215 932 1157
jim.scott@avisonyoung.com

REGIONAL ACCESS MAP



**Get more
information**

Jim Scott, Principal
M +1 215 932 1157
jim.scott@avisonyoung.com

AERIAL & BUILDING PHOTOGRAPHY



850 Sherman Avenue

1650 Sherman Avenue



**Get more
information**

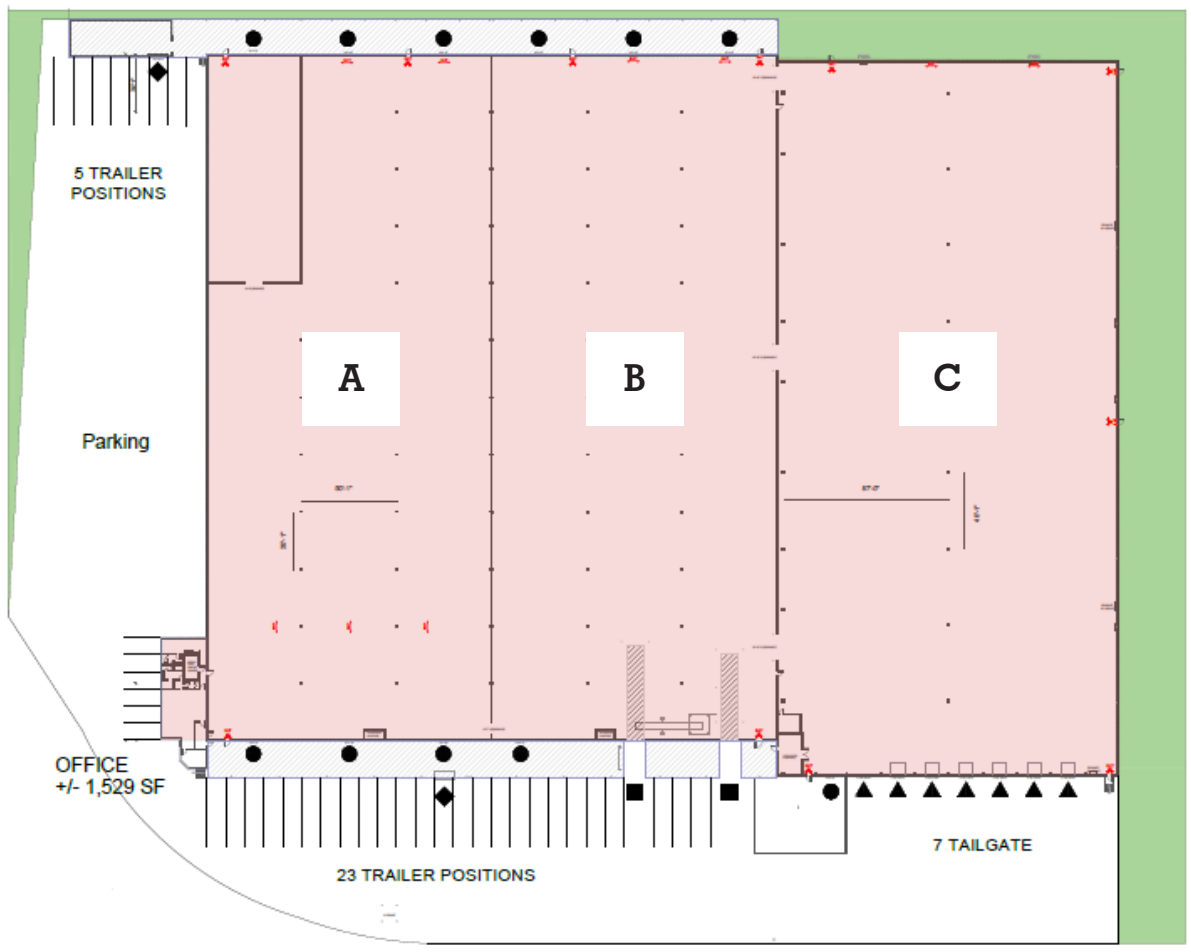
Jim Scott, Principal
M +1 215 932 1157
jim.scott@avisonyoung.com

BUILDING SPECIFICATIONS

850 SHERMAN AVE, PENNSAUKEN, NJ

BUILDING AREA	<ul style="list-style-type: none">■ 176,957 SF (Divisible)■ 1,529 SF Office Area
CEILING HEIGHT	<ul style="list-style-type: none">■ Section A = 21'10"■ Section B = 21'10"■ Section C = 30'1"
LOADING	<ul style="list-style-type: none">■ (7) Tailgate Doors, with levelers and seals■ (28) Additional Loading Positions via Covered Platform■ (1) Drive-In Door measuring 12' x 14'
RAIL	<ul style="list-style-type: none">■ Rail Spur with (6) Loading Doors

Floor Plan



Get more information

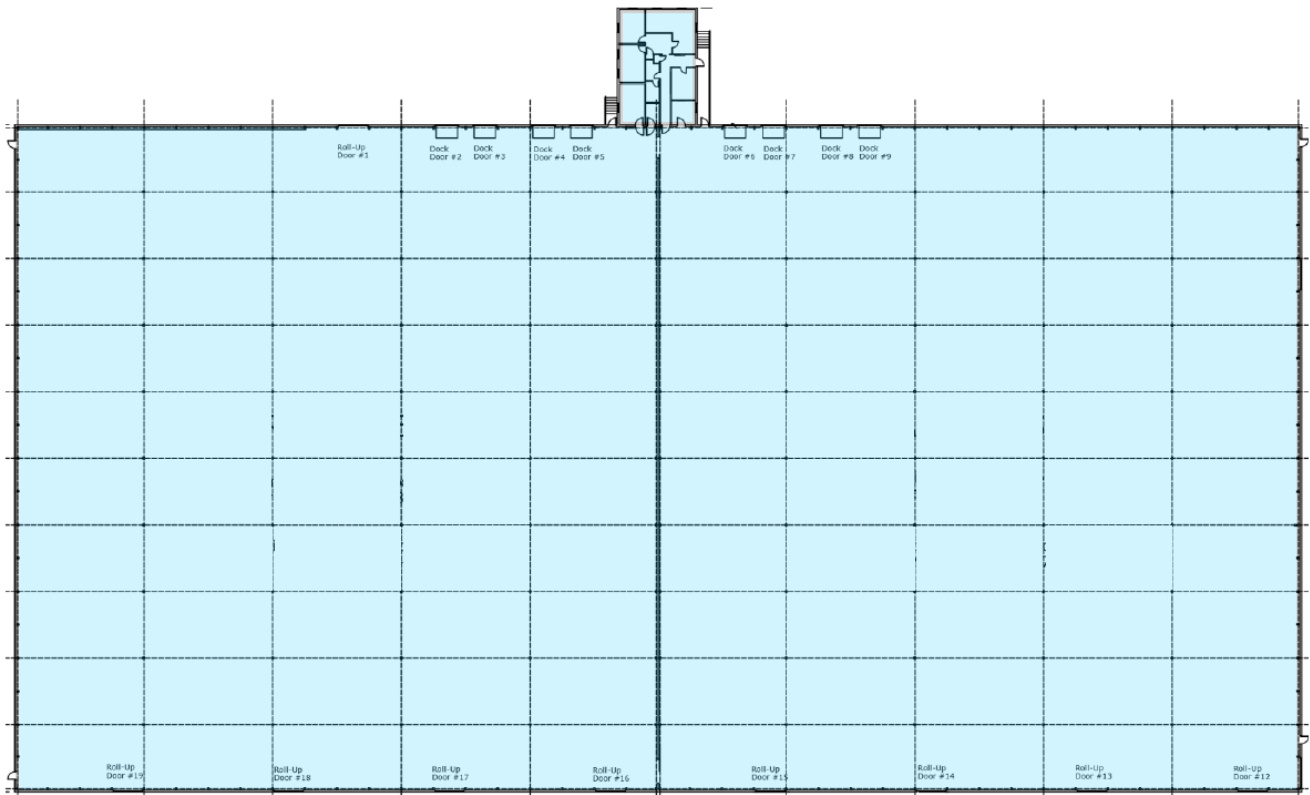
Jim Scott, Principal
M +1 215 932 1157
jim.scott@avisonyoung.com

BUILDING SPECIFICATIONS

1650 SHERMAN AVE, PENNSAUKEN, NJ

BUILDING AREA	<ul style="list-style-type: none">■ 119,533 SF (Divisible)■ 1,306 SF Office
CEILING HEIGHT	<ul style="list-style-type: none">■ 24'6"
LOADING	<ul style="list-style-type: none">■ (9) Tailgate Doors, with levelers and seals■ Expandable to (15)■ (4) Additional Loading Positions via Covered Platform■ (1) Drive-In Door measuring 12' x14'
RAIL	<ul style="list-style-type: none">■ Rail Spur with (6) Loading Doors
GO GREEN!	<ul style="list-style-type: none">■ 1 megawatt rooftop solar array

Floor Plan



**Get more
information**

Jim Scott, Principal
M +1 215 932 1157
jim.scott@avisonyoung.com