

BUILDING A - FIRST FLOOR PLAN

SCALE: 1/8"=1'-0"



CAUTION: IF THIS SHEET IS NOT 30"x42" IT IS A REDUCED PRINT.

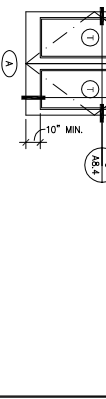
FLOOR PLAN NOTES

- 1 STRUCTURAL COLUMN. SEE STRUCTURAL DRAWINGS.
- 2 STRUCTURAL CONCRETE SLAB. SEE STRUCTURAL DRAWINGS PROVIDED FOR THIS PROJECT.
- 3 ROOF ACCESS LADDER.
- 4 ELECTRICAL SWITCHES/EQUIPMENT. SEE ELECTRICAL DRAWINGS.
- 5 CONO/PY LINE ABOVE.
- 6 FIRE RISER W/ (2) REMOVABLE PFE BOLLARDS. SEE CIVIL & PLUMB DWGS.
- 7 INDICATES ILLUMINATED EMERGENCY EXIT SIGN ABOVE DOOR WITH BATTERY POWERED BACK-UP. SEE ELECTRICAL DRAWINGS.
- 8 WALL MOUNTED PFE EXTINGUISHER PER LOCAL FIRE AUTHORITY.

DOOR TYPES

ALUM. STOREFRONT

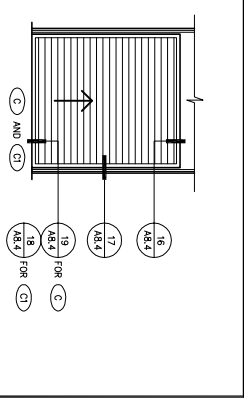
- HARDWARE:
 2 SETS PIVOT SET
 2 SETS PIVOT SET
 1 EA. MORTISE CHAMFER
 2 SETS OFFSET ROLL
 1 EA. DECAL
 1 EA. THRESHOLD
 1 EA. DOOR MANUFACTURER



HOLLOW METAL

- 3'-0" X 7'-0" HOLLOW METAL DOOR
 FRAME: PAINTED HOLLOW METAL
 HARDWARE:
 3 EA. HINGES
 1 EA. EXIT DEVICE
 1 EA. CLOSER
 1 EA. ENHANCED SEAL
 1 EA. THRESHOLD
 1 EA. FLOOR STOP

ROLL-UP DOOR

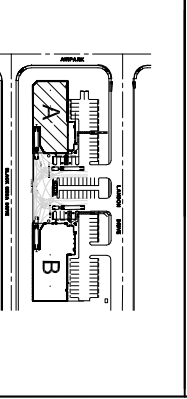


- 9' X 10' H STEEL ROLL-UP AT HARDWARE:
 1 EA. SIDE BOX
 1 EA. END BOX
- 12' W X 14'-0" H STEEL ROLL
 PAINTED FINISH W/FABRIC W/
- BLIND HINGES:
 8SS - STANDARD WEIGHT, PLAIN BEARING, STEEL HINGES
 OR APPROVED EQUAL. HINGING DOOR BUTTS SHALL BE MADE OF NON-FERROUS MATERIAL AND SHALL HAVE STAINLESS STEEL HINGE PINS.
- ROLL DOORS OR SERIES PANEL DEVICE OR APPROVED EQUAL.
 MENTION ABOVE BY SERIES OR APPROVED EQUAL.
- SECTIONS:
 MENTION ABOVE BY SERIES OR APPROVED EQUAL.

WALL LEGEND

- CONCRETE WALL
- INTERIOR PARTITION TO UNDERSIDE OF CEILING
- FULL HEIGHT NON-RATED PARTITION TO STRUCTURE
- FULL HEIGHT PARTITION TO 6' ABOVE CEILING
- LOW WALL PARTITION. SEE PLAN SPECIFIC NOTES FOR WALL HEIGHT

KEY PLAN



NO SCALE

THESE DRAWINGS AND SPECIFICATIONS ARE THE PROPERTY AND COPYRIGHT OF WARE MALCOMB AND SHALL NOT BE USED ON ANY OTHER WORK EXCEPT BY AGREEMENT WITH WARE MALCOMB. WRITTEN DIMENSIONS SHALL TAKE PREFERENCE OVER SCALED DIMENSIONS AND SHALL BE VERIFIED ON THE JOB SITE. ANY DISCREPANCY SHALL BE BROUGHT TO THE NOTICE OF WARE MALCOMB PRIOR TO THE COMMENCEMENT OF ANY WORK.

BUILDING A - FIRST FLOOR PLAN			
DATE	REMARKS	DATE	REMARKS
08-03-06	2ND PLAN CHECK SUBMITTAL		

BULLHEAD AIRPARK
 AIRPARK DR. & LANDON DR.
 BULLHEAD CITY, ARIZONA

architecture
 interiors
 graphics

WARE MALCOMB

10 edelman
 irvine, california 92618
 p 949.660.9128 f 949.863.1581

irvine
 los angeles
 northern california
 sacramento
 san diego
 denver
 chicago
 new jersey

SHEET
A2.1
 BUILDING A

PA FILE: LUS/BNZ
 DRAWING BY: FTS/ALN
 JOB NO.: 061-009-03