

Specifications

±6,600 (Unit # 19)
AVAILABLE SPACE

15'
CEILING HEIGHT

2 Docks (Covered)
LOADING

Wet System
SPRINKLERS


Gas Suspended
HEAT

Onsite
PARKING

1 Mile to Atlantic City Expressway
2.0 Miles to Route 42
2.7 Miles to Route 322
ACCESSIBILITY

For additional property information or to arrange an inspection,
please contact the exclusive broker:

Juan Disla
Director
973.379.6644 x 226
JD@blauberg.com



For additional property information or to arrange an inspection,
please contact the exclusive broker:

Juan Disla
Director
973.379.6644 x 226
JD@blauberg.com

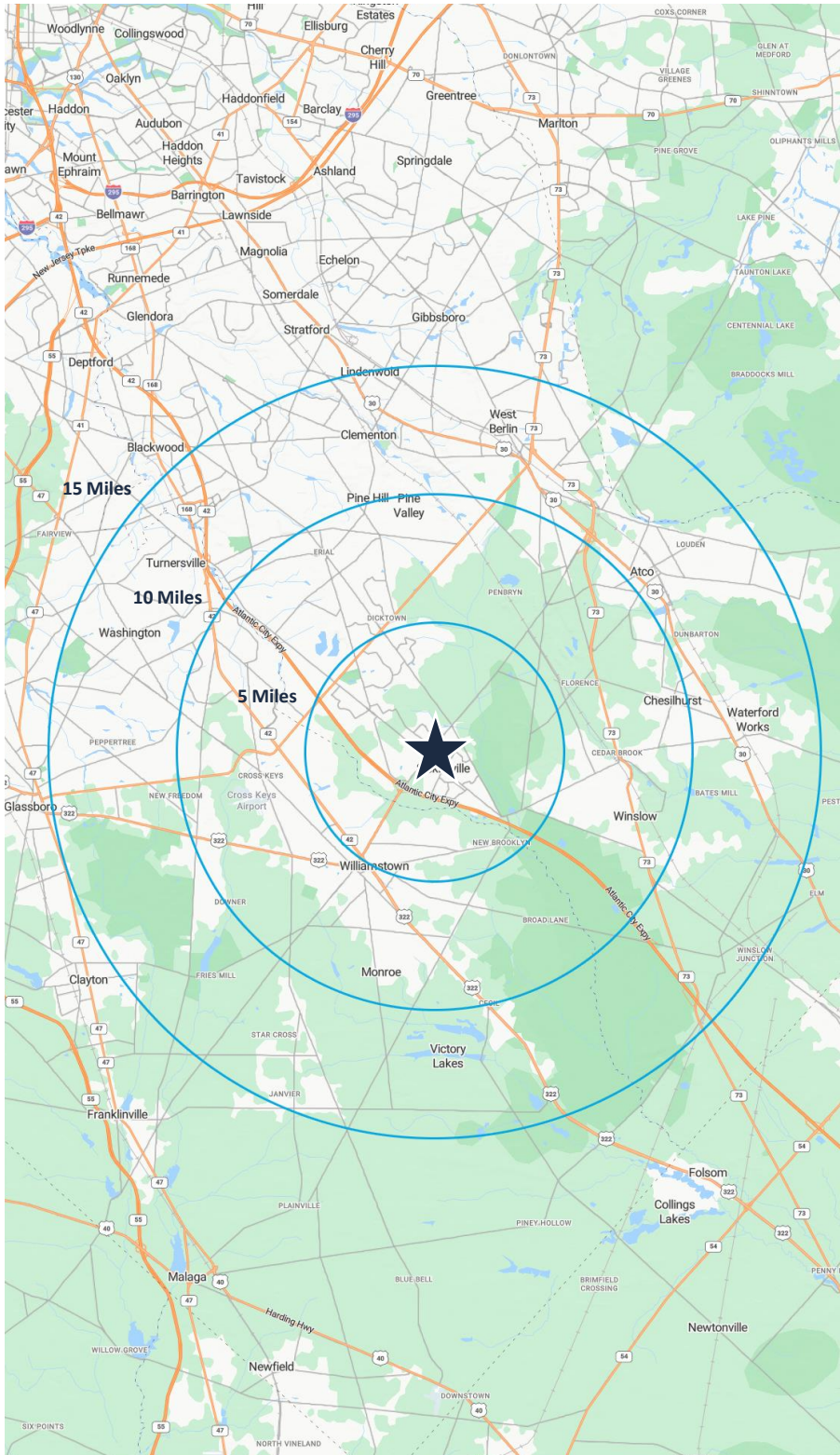
WINSLOW CENTER 510 Williamstown Rd., Sicklerville NJ 08081								
Suite	Tenant	SF	Suite	Tenant	SF	Suite	Tenant	SF
1	Fresenius Dialysis	7,650	7	Mil Ray	1,200	14	Love 2 Learn III	2,200
2	Crown Chicken	1,100	8	Ming Hing	1,200	15	Love 2 Learn	1,200
3	Winslow Pharmacy	1,200	9	Number 9 Tattoos	1,200	16	Love 2 Learn II	1,200
3A	La Bohemia	1,200	10	Klassy Nails II	1,200	17&18	Dollar Tree & Family Dollar	22,000
4	Salvatore Marciante (Pizza)	1,800	11	The Sea Bar	2,400	19	Vacant	6,000
5	C&M Beauty	1,100	12&13	Beauty Supplies	6,800			
6	The R Barbershop	700						



For additional property information or to arrange an inspection,
please contact the exclusive broker:

Juan Disla
Director
973.379.6644 x 226
JD@blauberg.com

The information contained herein has been obtained from sources considered to be reliable, but no guarantee of its accuracy is made by this company. In addition, no representation is made respecting zoning, condition of title, dimensions, or any matters of a legal or environmental nature. Such matters should be referred to legal counsel for determination. Terms and conditions are subject to change without prior notice. Subject to errors and omissions.



5 MILES

- Total Population: 108,627
- Households: 39,819
- Median Household Income: \$103,257
- Average Household Size: 2.7
- Transportation to Work: 58,993
- Labor Force: 87,478

10 MILES

- Total Population: 373,051
- Households: 140,824
- Median Household Income: \$99,483
- Average Household Size: 2.6
- Transportation to Work: 201,550
- Labor Force: 304,775

15 MILES

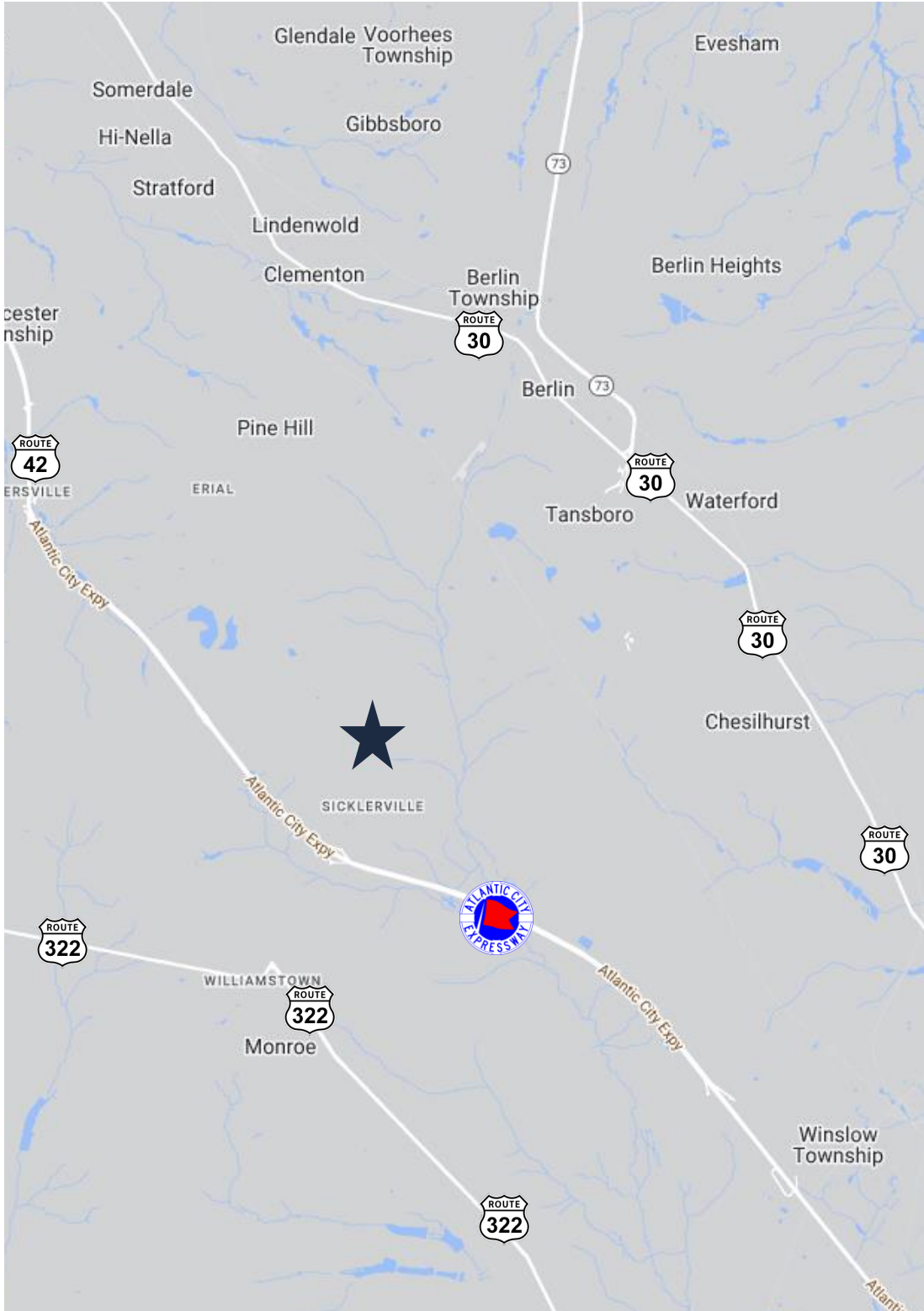
- Total Population: 788,198
- Households: 306,069
- Median Household Income: \$105,630
- Average Household Size: 2.5
- Transportation to Work: 426,062
- Labor Force: 642,429

For additional property information or to arrange an inspection, please contact the exclusive broker:

Juan Disla
Director
973.379.6644 x 226
JD@blauberg.com

The information contained herein has been obtained from sources considered to be reliable, but no guarantee of its accuracy is made by this company. In addition, no representation is made respecting zoning, condition of title, dimensions, or any matters of a legal or environmental nature. Such matters should be referred to legal counsel for determination. Terms and conditions are subject to change without prior notice. Subject to errors and omissions.





ACCESSIBILITY



1.0 MI
Atlantic City
Expressway



2.0 MI
Route 42



2.7 MI
Route 322



5.1 MI
Route 30

For additional property information or to arrange an inspection,
please contact the exclusive broker:

Juan Disla
Director
973.379.6644 x 226
JD@blauberg.com