

WALDORF PARK

3716 Crain Highway
Waldorf, MD 20603

RETAIL SPACE FOR LEASE

Developed by

Republic



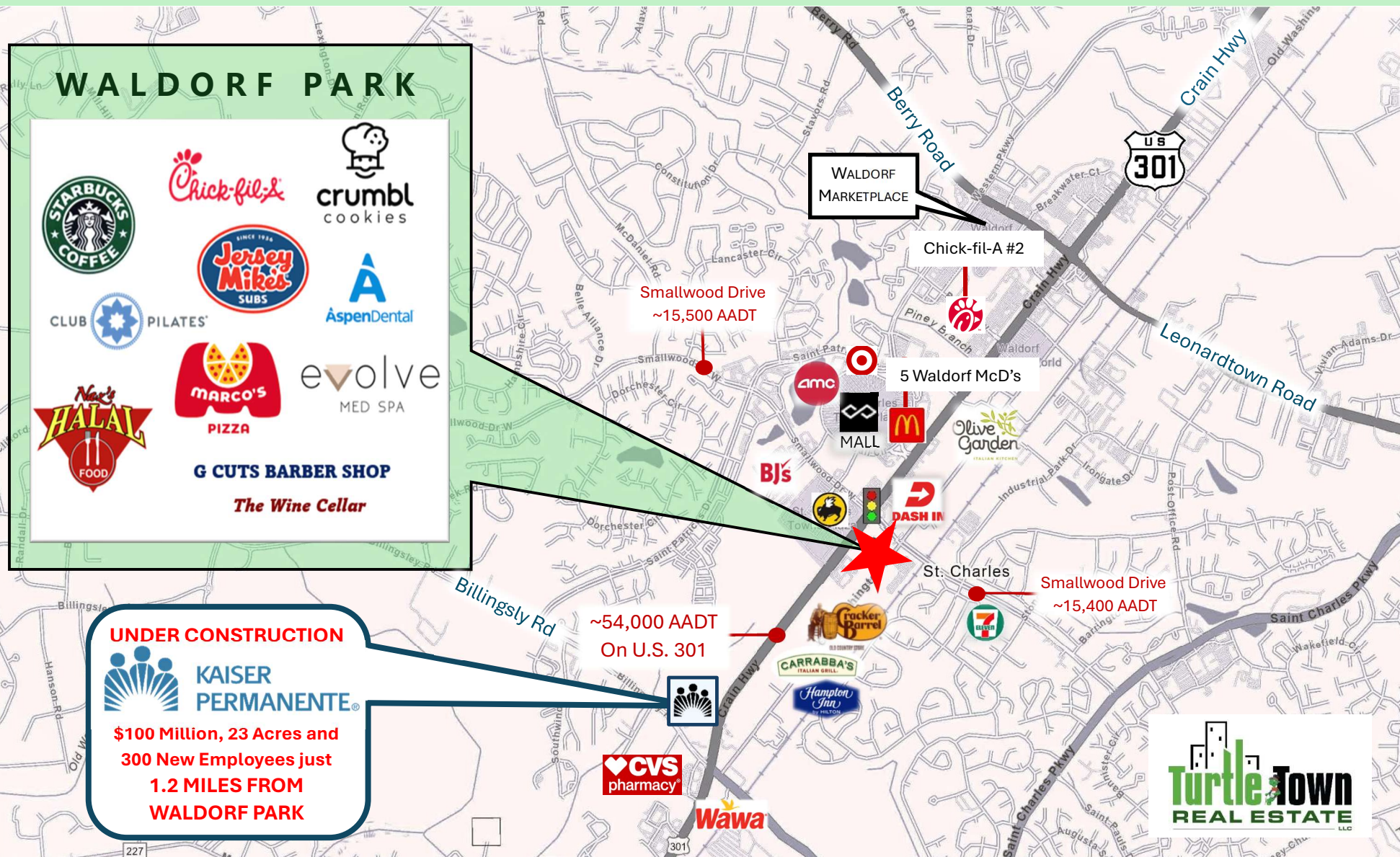
**AVAILABLE
FOR LEASE**

- ✓ Only 4,915 SF of retail space left.
 - End-cap #101/102 is ~3,269 SF.
 - Unit #103 is ~1,646 SF.

WALDORF PARK

3716 Crain Highway, Waldorf, MD 20603

Join our major national tenants now serving the local community and travelers alike at the highly visible and accessible Waldorf Park Shopping Center. We are located directly on U.S. 301 with ample parking.



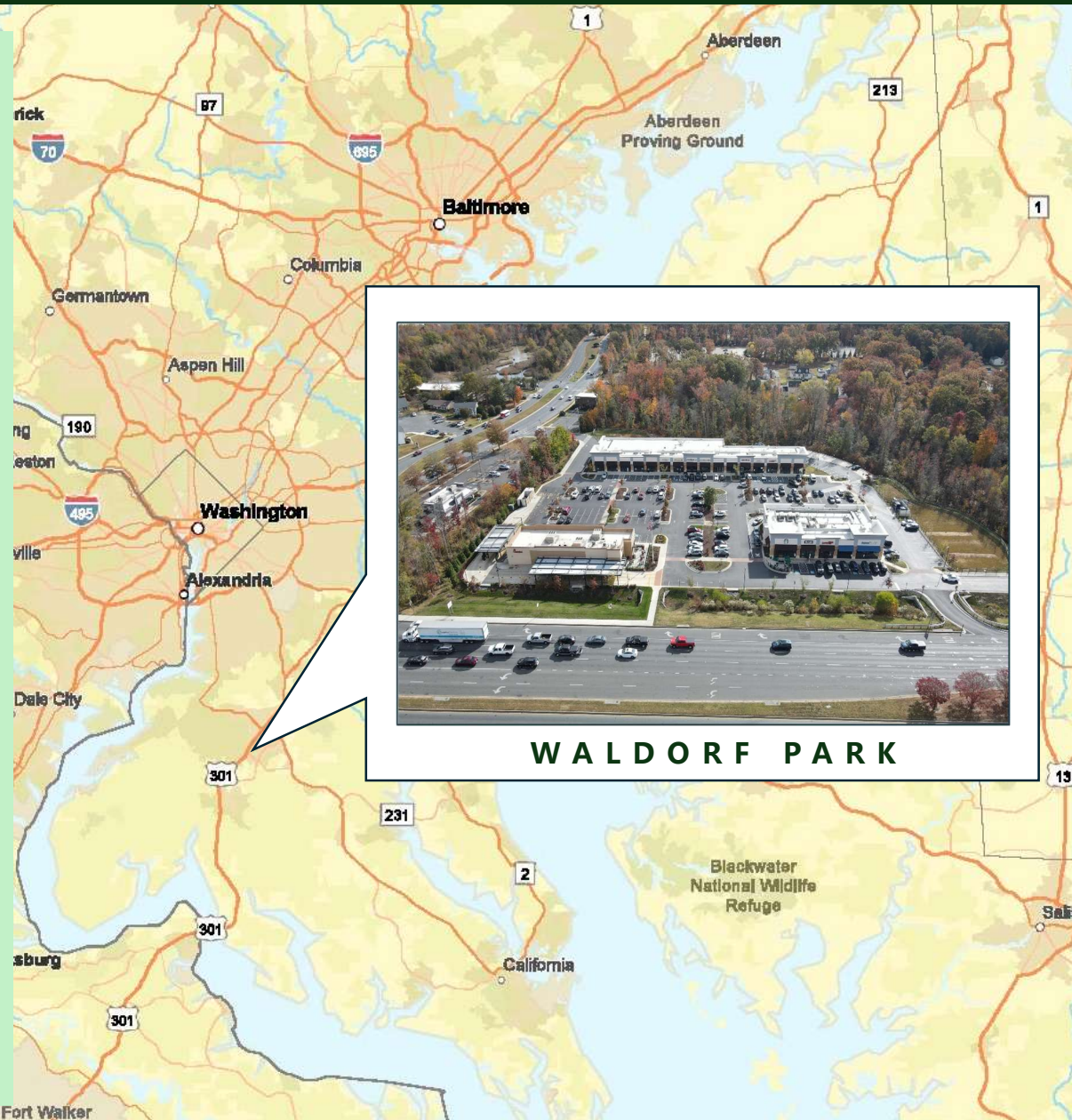
WALDORF PARK

WITHIN FIVE MILES OF WALDORF PARK:

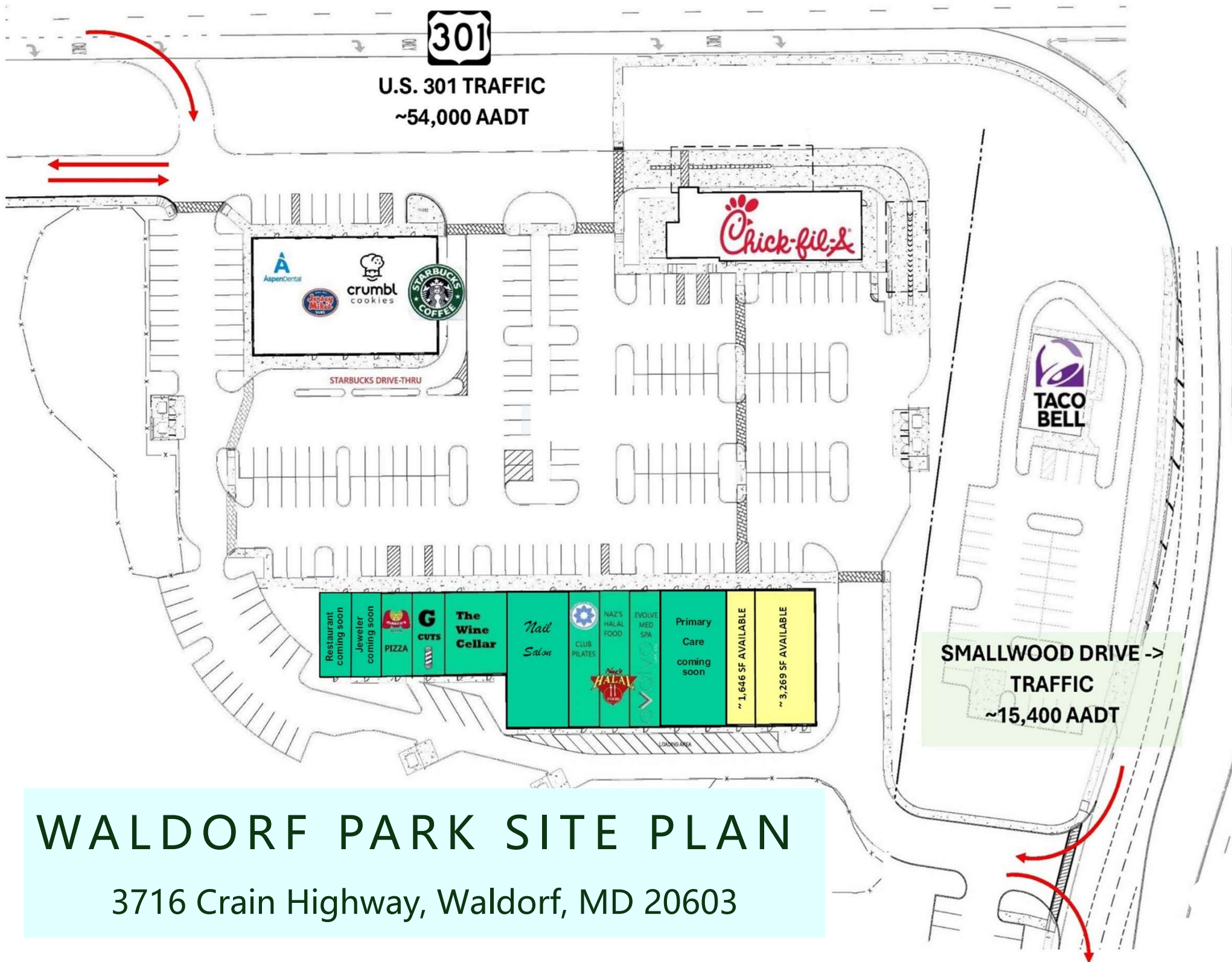
- The population is over **130,000 people** with the average age being 38 years old.
- **15,000+ new homes** are in development within the same 5 mile radius increasing population by more than 4% annually.
- The Median household income is **~ \$120,000/year**.
- There are **over 100,000 employees** with the top three job categories being:
 1. Public administration
 2. Educational services, and health care and social assistance
 3. Professional, scientific, and management, and administrative
- Current average daily traffic count on Crain Hwy is about **54,000 vehicles per day** and growing due to the newly expanded Harry Nice Bridge.

WALDORF PARK IS:

- ~ Less than 20 miles from the Capital Beltway and D.C.
- ~ 1 hour from Fredericksburg, VA
- ~ 1.25 hours to BWI International Airport
- ~ 50 minutes to Reagan National Airport
- ~ 1 hour to Maryland's Eastern Shore, and
- ~ 2 hours to Richmond, VA



Republic Land Development and Turtle Town Real Estate, LLC are providing all information in this marketing brochure from sources believed to be reliable and accurate. However, independent confirmation of its accuracy and completeness is your responsibility. Republic Land Development and Turtle Town Real Estate, LLC their agents or employees shall not be held liable to anyone for any errors, omissions or inaccuracies under any circumstances. The entire risk for utilizing the information contained in this marketing brochure rests solely with you the reader. All leases, purchase agreements, and such are legal documents, and Realtors® are not lawyers. Prior to signing any and all legal documents and agreements, please have your attorney review for possible legal shortcomings, and have your attorney adequately explain the meaning of their contents to you.

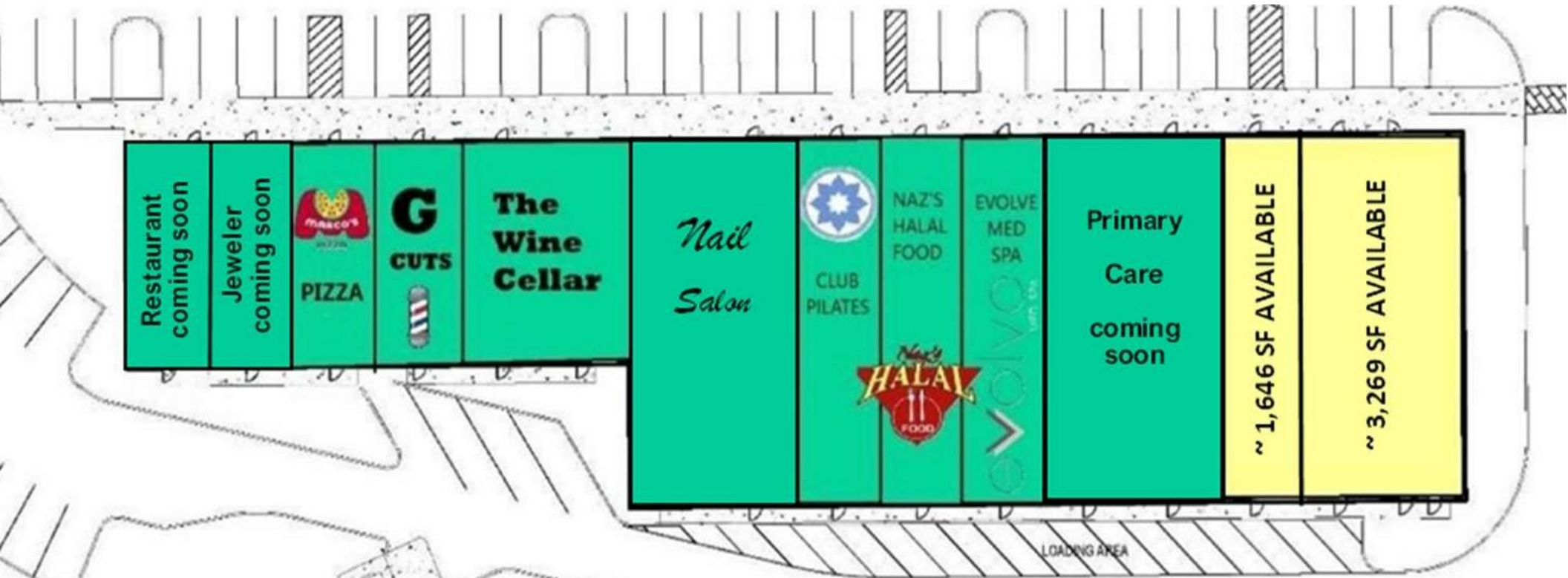


WALDORF PARK SITE PLAN

3716 Crain Highway, Waldorf, MD 20603

WALDORF PARK RETAIL SPACE FOR LEASE

3716 Crain Highway, Waldorf, MD 20603



FOR MORE INFORMATION ON LEASING PLEASE CONTACT:

SUSAN VOGEL

SUSAN@TURTLETOWNRE.COM

(301) 892-1131

JENNIFER MERTZ

JMERTZ33@GMAIL.COM

(240) 246-6557





JOIN OUR STRONG TENANTS AT WALDORF PARK



The Wine Cellar

G CUTS BARBER SHOP

LEASING BY
TurtleTown
REAL ESTATE LLC

SUSAN VOGEL

SUSAN@TURTLETOWNRE.COM

(301) 892-1131

JENNIFER MERTZ

JMERTZ33@GMAIL.COM

(240) 246-6557

760 CRANDELL ROAD, WEST RIVER, MD 20778