



# 190,000 SF Industrial Space Available Now

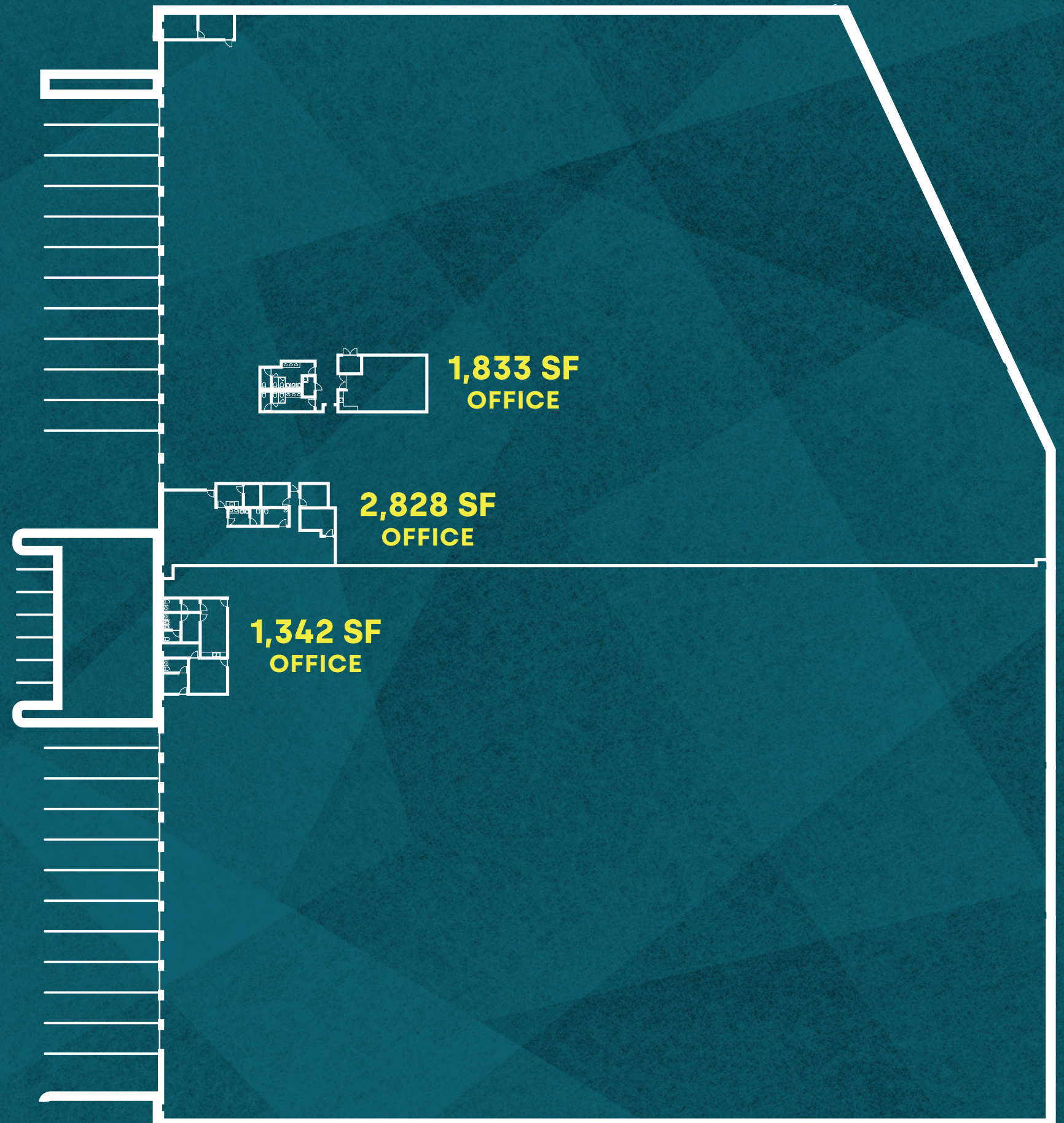
1301 CHESAPEAKE AVE, BALTIMORE, MARYLAND



# Floorplan

**1301 Chesapeake** offers an exceptional industrial environment in Baltimore, spanning 7 acres of well-lit and paved land, spacious 50' x 50' column spacing and a durable, modern construction for a wide variety of logistics and warehouse uses.

- **Class A industrial**
- **190,000 total SF**
- **90,000 - 190,000 SF available**
- **7 acres of paved, fenced and lit outside storage**
- **28' clear height**
- **50' x 50' column spacing**
- **26 docks with levelers**
- **2 drive-ins (10' x 15')**
- **Built in 2004**
- **200' secured truck court**
- **ESFR sprinklers**
- **LED lighting**
- **Zoned I2**



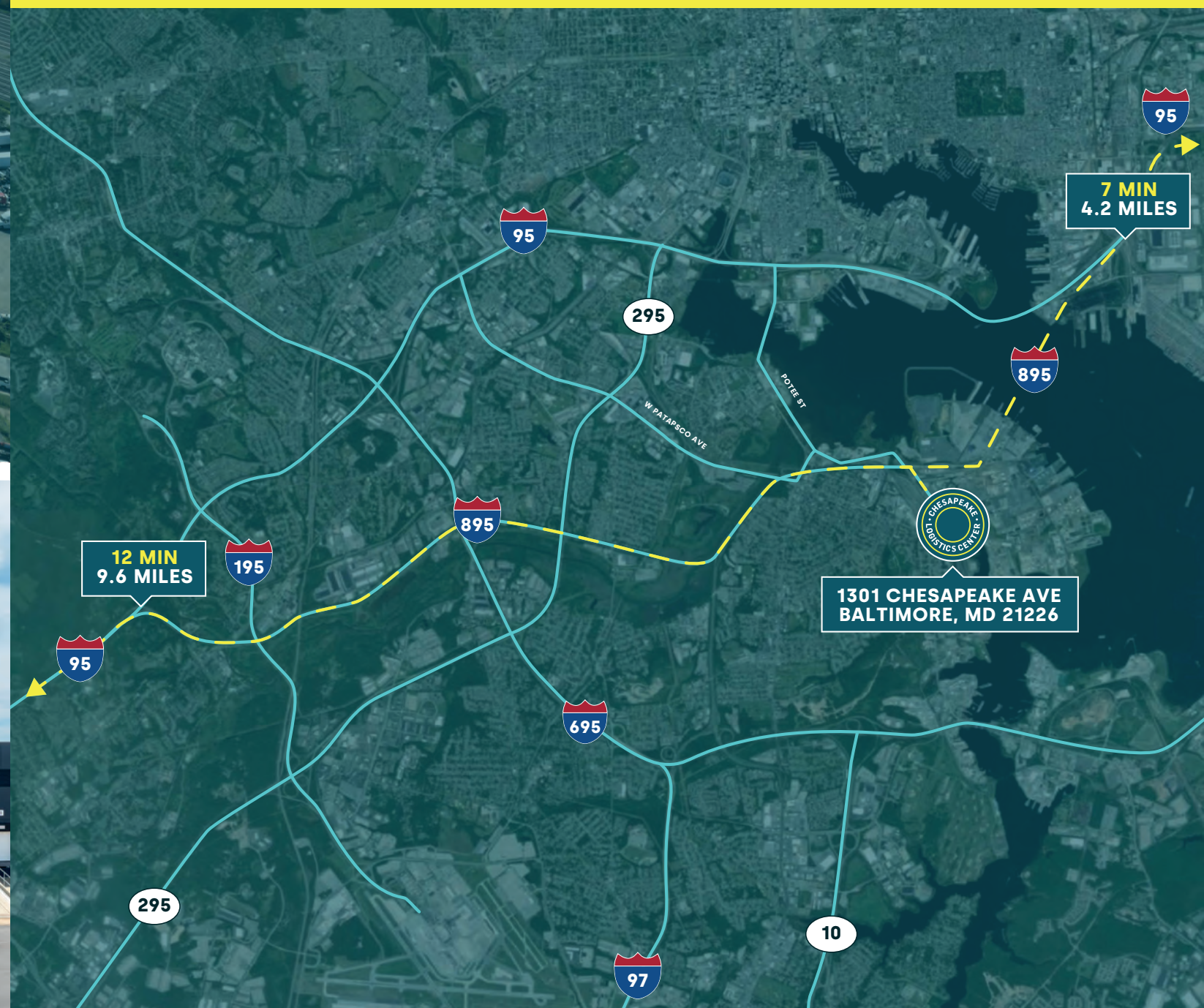





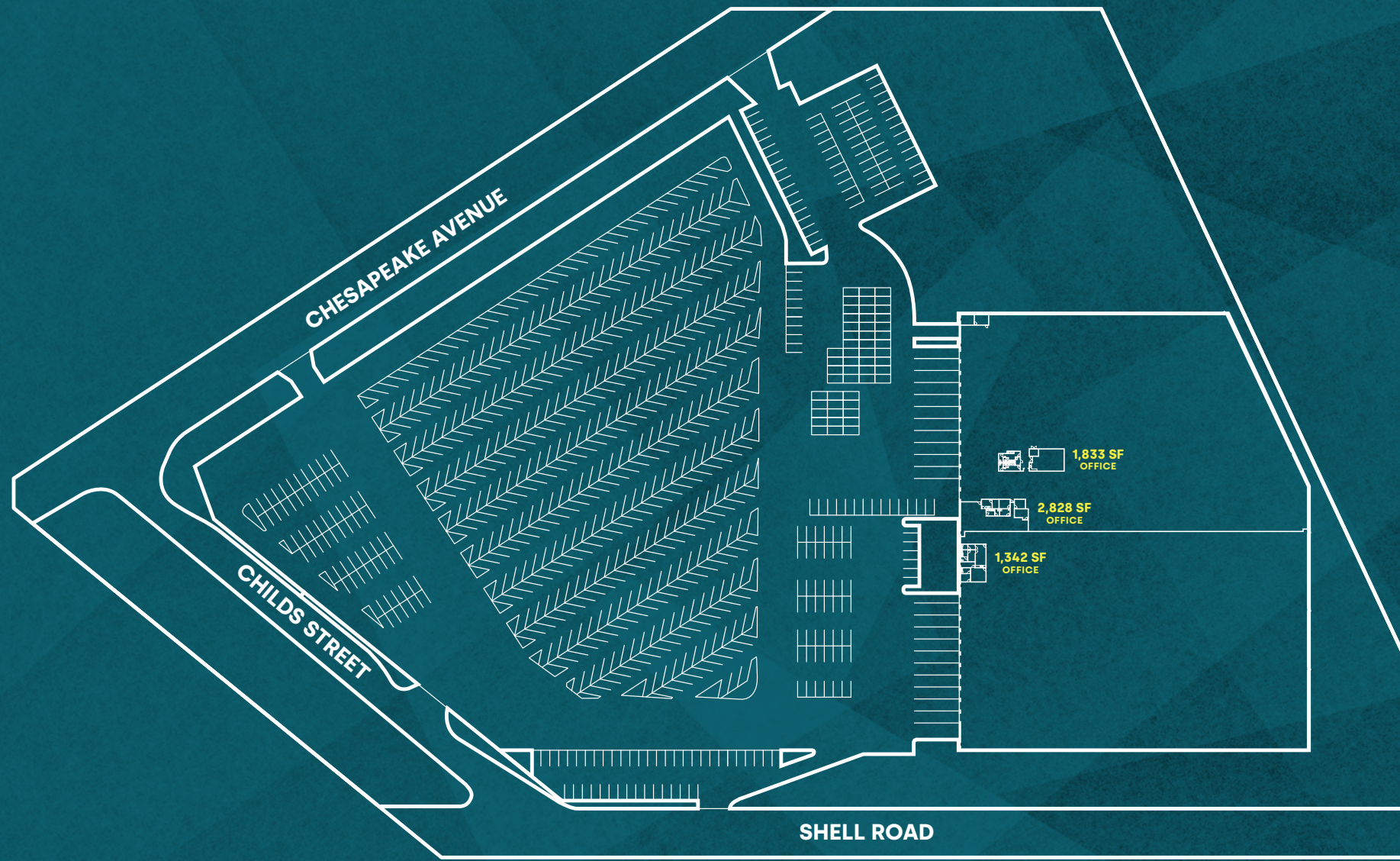
# Easy Access to Major Roads

Less than a minute from 895, and easily accessible to I-95, Chesapeake Logistics is ideally located in Baltimore's Curtis Bay region with 1/3 of the US population under a day's drive.

**0.6 mi to 895 | 2.7 mi to 695 | 3.2 mi to I-95**











1301 CHESAPEAKE AVE  
BALTIMORE, MARYLAND

## Contact Us

**Ed Harris**

Executive Vice President  
+1 410 244 3149  
ed.harris@cbre.com

**Michael Roden**

Vice Chairman  
+1 410 244 3125  
michael.roden@cbre.com

**Justin Mohler**

Senior Vice President  
+1 410 244 3116  
justin.mohler@cbre.com

**Jared Ross**

First Vice President  
+1 410 244 3136  
jared.ross@cbre.com



OAKTREE

