

Office Property
FOR SALE



2906 KERRY FOREST PKWY

Tallahassee, FL 32309

LOGAN SHORT

850.566.3782

lshort@teampcg.com

PREMIER COMMERCIAL GROUP

4708 Capital Circle NW, Tallahassee, FL 32303

850.933.5899 | teampcg.com



2906 KERRY FOREST PKWY

Tallahassee, FL 32309



PROPERTY DESCRIPTION

Premier Commercial Group is proud to present this 3,760 SF former bank building sits on a spacious 1.18-acre lot within the bustling Northampton Planned Unit Development (PUD), available for Sale. Located in the heart of North Tallahassee, the property offers excellent visibility and accessibility on Kerry Forest Parkway, just off Thomasville Road.

Featuring a well-designed layout, ample on-site parking, and existing infrastructure for financial institutions—including drive-thru lanes and secure areas—this space is ideal for a variety of retail or office uses. Positioned within the highly active Northampton Shopping Center, it benefits from strong co-tenancy and high daily traffic.

PROPERTY HIGHLIGHTS

- Located in the Northampton PUD, a thriving commercial hub
- High-visibility location on Kerry Forest Parkway near Thomasville Road
- Ample on-site parking for customers and employees
- Former bank building with existing drive-thru lanes and secure areas
- Ideal for financial institutions, retail, or office use
- Surrounded by high-income residential communities and heavy daily traffic

OFFERING SUMMARY

Sale Price:	\$2,180,000
Building Size:	3,760 SF
Lot Size:	1.18 Acres

DEMOGRAPHICS	1 MILE	3 MILES	5 MILES
Total Households	2,655	13,628	25,836
Total Population	6,700	34,693	64,213
Average HH Income	\$146,665	\$139,691	\$138,315

LOGAN SHORT

850.566.3782

lshort@teampcg.com




PREMIER COMMERCIAL GROUP

4708 Capital Circle NW, Tallahassee, FL 32303

850.933.5899 | teampcg.com

2906 KERRY FOREST PKWY

Tallahassee, FL 32309



LOGAN SHORT

850.566.3782

lshort@teampcg.com

PREMIER COMMERCIAL GROUP

4708 Capital Circle NW, Tallahassee, FL 32303

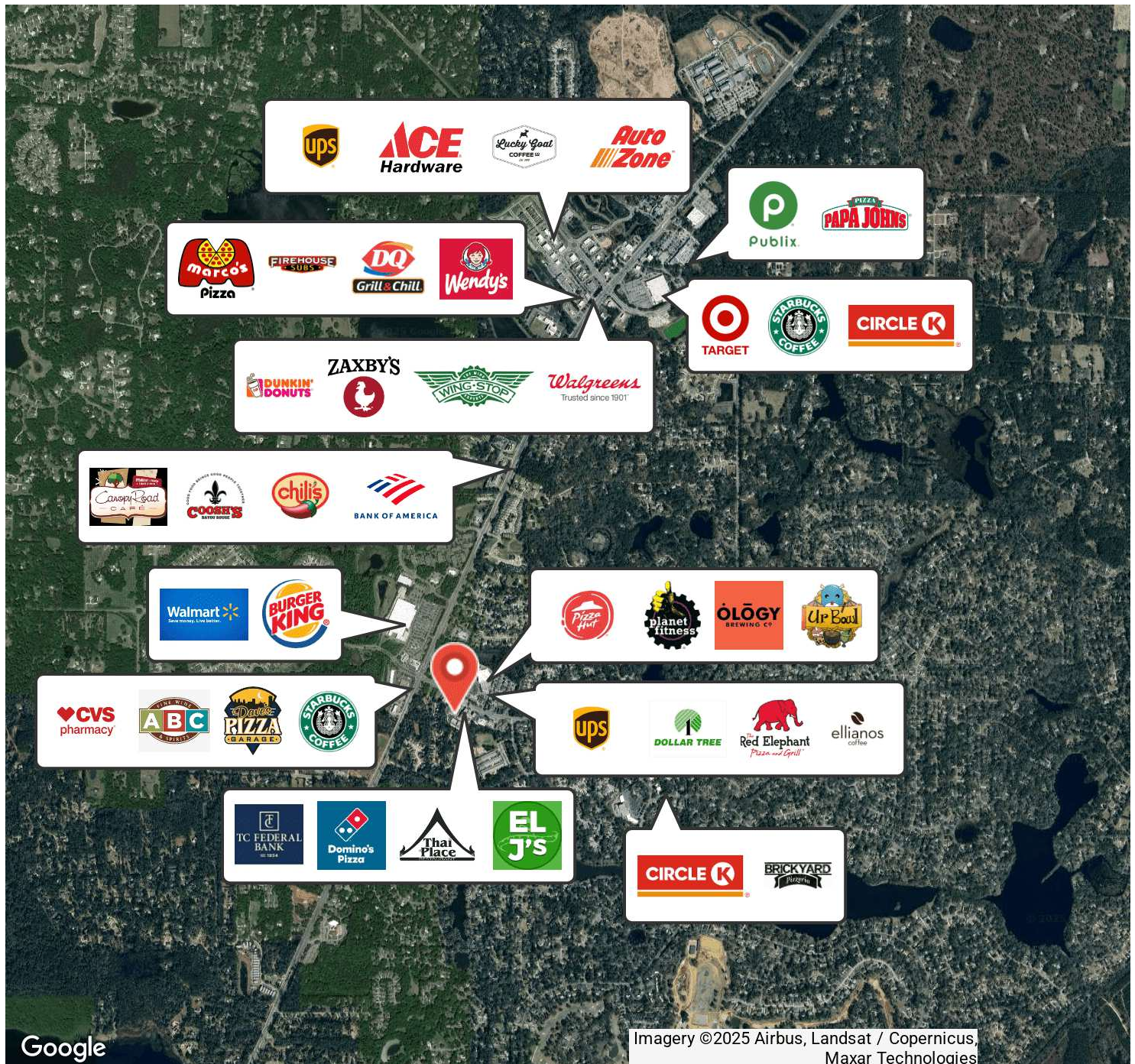
850.933.5899 | teampcg.com

2906 KERRY FOREST PKWY

Tallahassee, FL 32309



850.933.5899



Imagery ©2025 Airbus, Landsat / Copernicus,
Maxar Technologies

LOGAN SHORT

850.566.3782

lshort@teampcg.com

PREMIER COMMERCIAL GROUP

4708 Capital Circle NW, Tallahassee, FL 32303

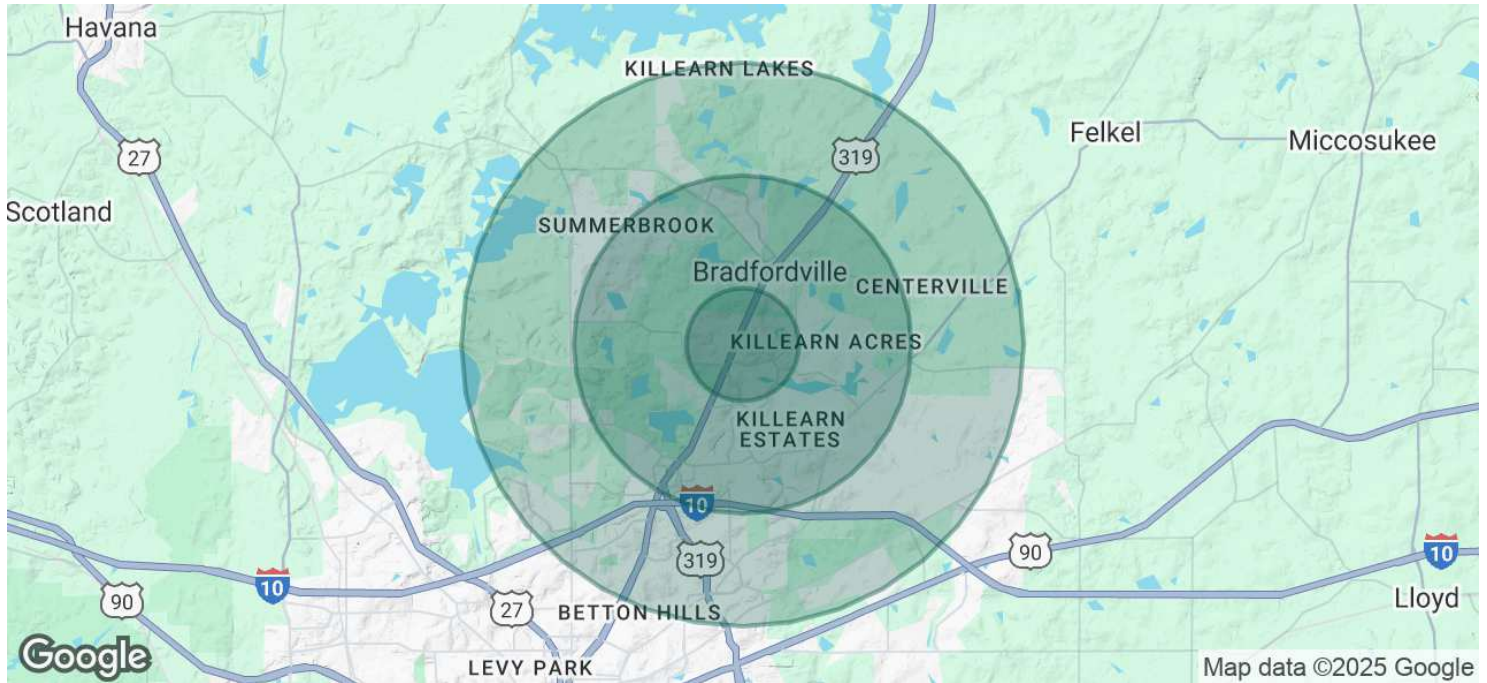
850.933.5899 | teampcg.com

2906 KERRY FOREST PKWY

Tallahassee, FL 32309



850.933.5899



POPULATION	1 MILE	3 MILES	5 MILES
Total Population	6,700	34,693	64,213
Average Age	44	43	44
Average Age (Male)	43	42	42
Average Age (Female)	46	45	45

HOUSEHOLDS & INCOME	1 MILE	3 MILES	5 MILES
Total Households	2,655	13,628	25,836
# of Persons per HH	2.5	2.5	2.5
Average HH Income	\$146,665	\$139,691	\$138,315
Average House Value	\$425,983	\$422,035	\$436,738

Demographics data derived from AlphaMap

LOGAN SHORT

850.566.3782

lshort@teampcg.com

PREMIER COMMERCIAL GROUP

4708 Capital Circle NW, Tallahassee, FL 32303

850.933.5899 | teampcg.com