



INSULATED &  
HEATED



1-MILE  
FROM I-5

# FOR SUBLEASE: Industrial Warehouse Space

2629 Reinhardt Lane, Suite O, Lacey, WA 98516

## 2629 Reinhardt Lane NE Suite O Sublease

<b>Suite O</b>	3,000 SF 200 SF Office
<b>Doors</b>	12 x 14 Grade Level
<b>Expiration</b>	10/31/2025
<b>Term</b>	Direct deal for longer term available
<b>Clear Height</b>	14'
<b>Restroom</b>	1
<b>Rate</b>	\$1.10/SF/Mo Blended NNN (\$0.19/SF/Mo)
<b>Comments</b>	Clear span, concrete floor, sprinkled, and fully insulated



NORTH 1 MILE ON MARVIN ROAD FROM EXIT 111 ON I-5

## INDUSTRIAL WAREHOUSE SPACE IN HILL BETTI BUSINESS PARK

### AVAILABLE NOW

AVAILABLE FOR LEASE is this light industrial, free-standing warehouse suite, part of Hill Betti Business Park in Lacey, WA.

Located in Lacey's industrial submarket near I-5 Exit 111, and in close proximity to retailers, restaurants and other area services.

### CONTACT

**VANESSA HERZOG SIOR CCIM**  
Principal  
D (253) 444-3020  
C (253) 279-7831  
vherzog@lee-associates.com

**LEE &  
ASSOCIATES**  
COMMERCIAL REAL ESTATE SERVICES



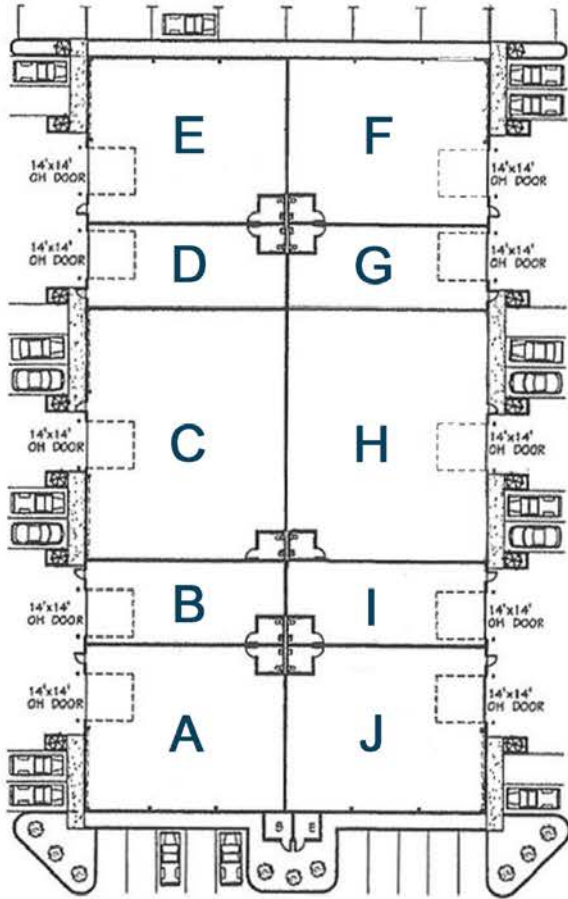
INSULATED &  
HEATED



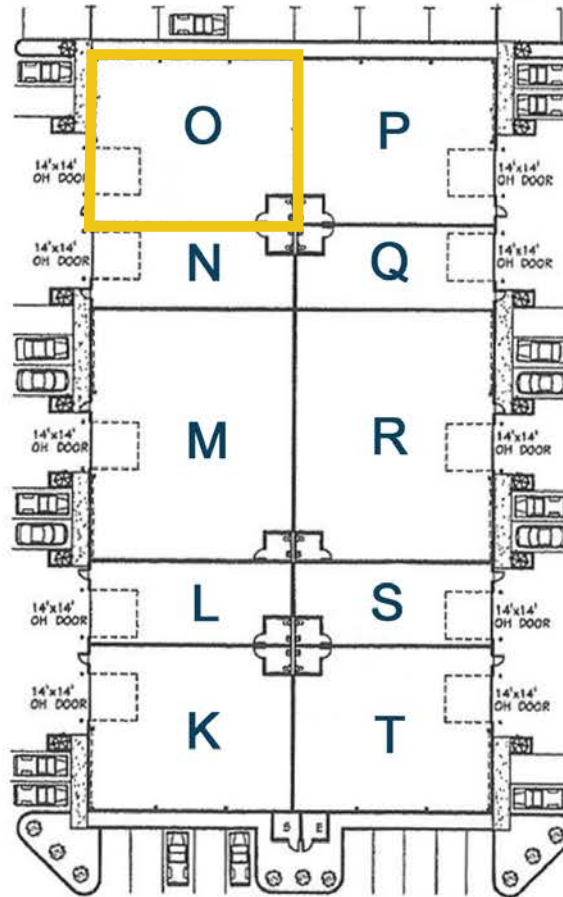
1-MILE  
FROM I-5

# FOR SUBLEASE: Industrial Warehouse Space

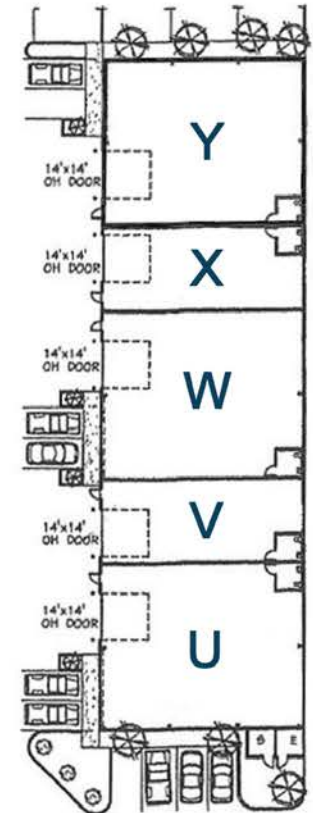
2629 Reinhardt Lane, Suite O, Lacey, WA 98516



2625 REINHARDT LANE NE



2629 REINHARDT LANE NE



2633 REINHARDT LANE NE

## CONTACT

VANESSA HERZOG SIOR CCIM  
Principal  
D (253) 444-3020  
C (253) 279-7831  
vherzog@lee-associates.com

 **LEE &  
ASSOCIATES**  
COMMERCIAL REAL ESTATE SERVICES




INSULATED &  
HEATED



1-MILE  
FROM I-5

# FOR SUBLEASE: Industrial Warehouse Space

2629 Reinhardt Lane, Suite O, Lacey, WA 98516



## CONTACT

**VANESSA HERZOG SIOR CCIM**  
Principal  
D (253) 444-3020  
C (253) 279-7831  
vherzog@lee-associates.com

**LEE &  
ASSOCIATES**  
COMMERCIAL REAL ESTATE SERVICES