

32,641 SF FOR LEASE IN O'HARE MARKET

1501 TONNE ROAD

ELK GROVE VILLAGE, IL 60007



# 1501 TONNE ROAD

Elk Grove Village, IL 60007



## PROPERTY HIGHLIGHTS



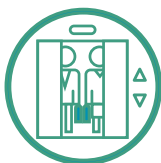
**WELL**  
MAINTAINED  
FACILITY




**6B TAX**  
INCENTIVE  
POTENTIAL



**HIGH IMAGE**  
CORNER  
LOCATION



**PRIME**  
SHOWROOM  
POTENTIAL



**34 KW**  
SOLAR PANEL  
SYSTEM ON ROOF



# 1501 TONNE ROAD

Elk Grove Village, IL 60007

## PROPERTY FEATURES

### PROPERTY FEATURES

**Building Available Size:** 32,641 SF

**Acres:** 1.36

**Office Area:** 4,500 SF

**Clear Height:** 21'

**Loading Docks:** 4 Exterior Docks

**Drive-in-Door:** 1

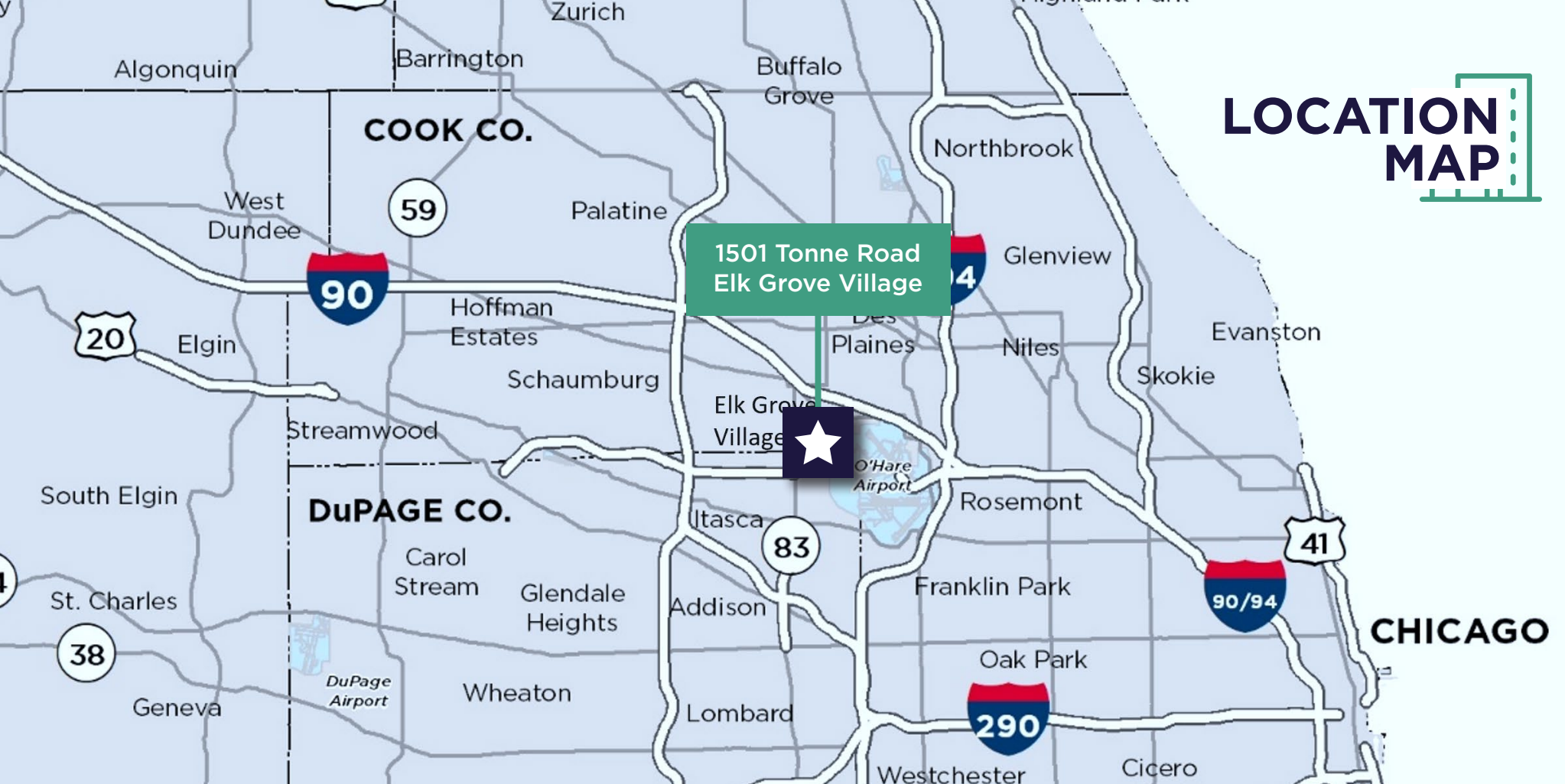
**Car Parking:** 32

**Power:** 400 amps, 208/120v  
3P - 4 Wire

**Bay Size:** 39' x 36'

## SITE PLAN





### FOR MORE INFORMATION, CONTACT:

#### PHIL REIFF

Managing Director

+1 630 697 7397

[phil.reiff@cushwake.com](mailto:phil.reiff@cushwake.com)

#### JEFF MATELLA

Director

+1 847 720 1349

[jeff.matella@cushwake.com](mailto:jeff.matella@cushwake.com)



**CUSHMAN &  
WAKEFIELD**

9500 W. Bryn Mawr Avenue  
O'Hare Gateway Office Center  
Rosemont, IL  
+1 847 518 9100

[cushmanwakefield.com](http://cushmanwakefield.com)

©2025 Cushman & Wakefield. All rights reserved. The information contained in this communication is strictly confidential. This information has been obtained from sources believed to be reliable but has not been verified. NO WARRANTY OR REPRESENTATION, EXPRESS OR IMPLIED, IS MADE AS TO THE CONDITION OF THE PROPERTY (OR PROPERTIES) REFERENCED HEREIN OR AS TO THE ACCURACY OR COMPLETENESS OF THE INFORMATION CONTAINED HEREIN, AND SAME IS SUBMITTED SUBJECT TO ERRORS, OMISSIONS, CHANGE OF PRICE, RENTAL OR OTHER CONDITIONS, WITHDRAWAL WITHOUT NOTICE, AND TO ANY SPECIAL LISTING CONDITIONS IMPOSED BY THE PROPERTY OWNER(S). ANY PROJECTIONS, OPINIONS OR ESTIMATES ARE SUBJECT TO UNCERTAINTY AND DO NOT SIGNIFY CURRENT OR FUTURE PROPERTY PERFORMANCE.