

FOR LEASE OR SALE

# Walmart Outparcel

1.04 - 1.28 AC

RETAIL



## PROPERTY INFO

1601 18TH ST  
SILVIS, IL 61244  
STORE #4511

- + 1.04 - 1.28 AC available
- + Located on highly trafficked John Deere Road
  - 15,700 vehicles per day
- + C2 (General Business) Zoning
- + Nearby Genesis Medical Center services 10 counties and has 5,000+ employees



### Total Population

5 Minutes	8,949
10 Minutes	46,092
15 Minutes	94,914

### Number of Households

5 Minutes	3,928
10 Minutes	19,860
15 Minutes	40,568

### Average HH Income

5 Minutes	\$68,673
10 Minutes	\$72,872
15 Minutes	\$79,090

Source: Esri, 2024 Estimates

## CONTACT US

### Jim Sakanich

Senior Vice President  
+1 312 297 7690  
jim.sakanich@cbre.com

### Sean McCourt

Senior Vice President  
+1 312 297 7688  
sean.mccourt@cbre.com

**CBRE, Inc.**  
321 N Clark St  
Suite 3400  
Chicago, IL 60646

© 2019 CBRE, Inc. All rights reserved. This information has been obtained from sources believed reliable, but has not been verified for accuracy or completeness. You should conduct a careful, independent investigation of the property and verify all information. Any reliance on this information is solely at your own risk. CBRE and the CBRE logo are service marks of CBRE, Inc. All other marks displayed on this document are the property of their respective owners. Photos herein are the property of their respective owners. Use of these images without the express written consent of the owner is prohibited.

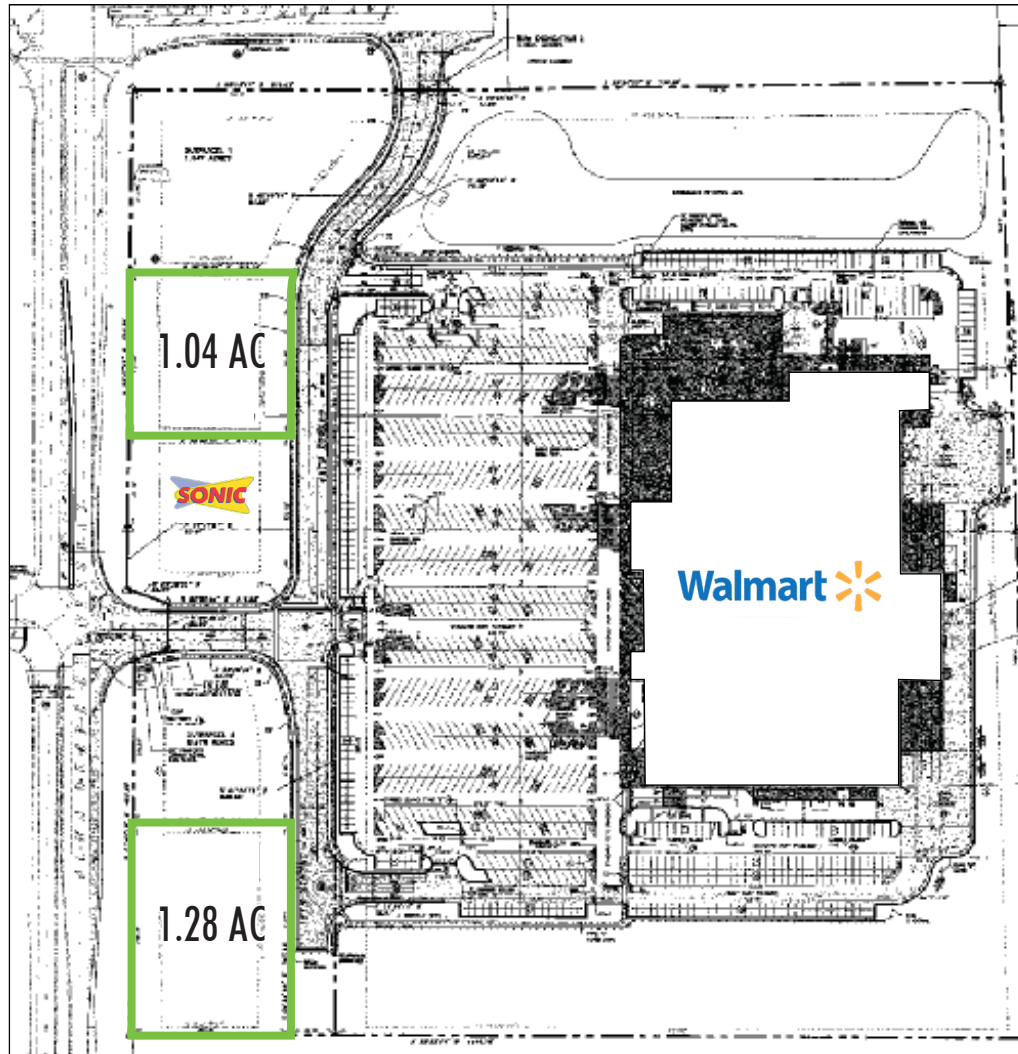
FOR LEASE OR SALE

# Walmart Outparcel

1.04 - 1.28 AC

RETAIL

 SITE PLAN



1601 18TH ST, SILVIS, IL 61244

[www.cbre.us/walmart](http://www.cbre.us/walmart)

Walmart  
Realty 

CBRE

FOR LEASE OR SALE

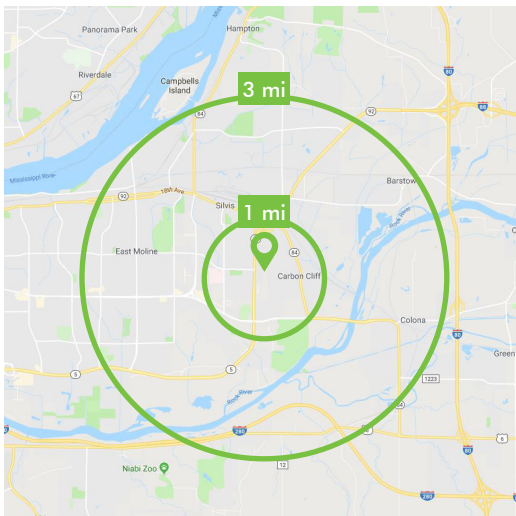
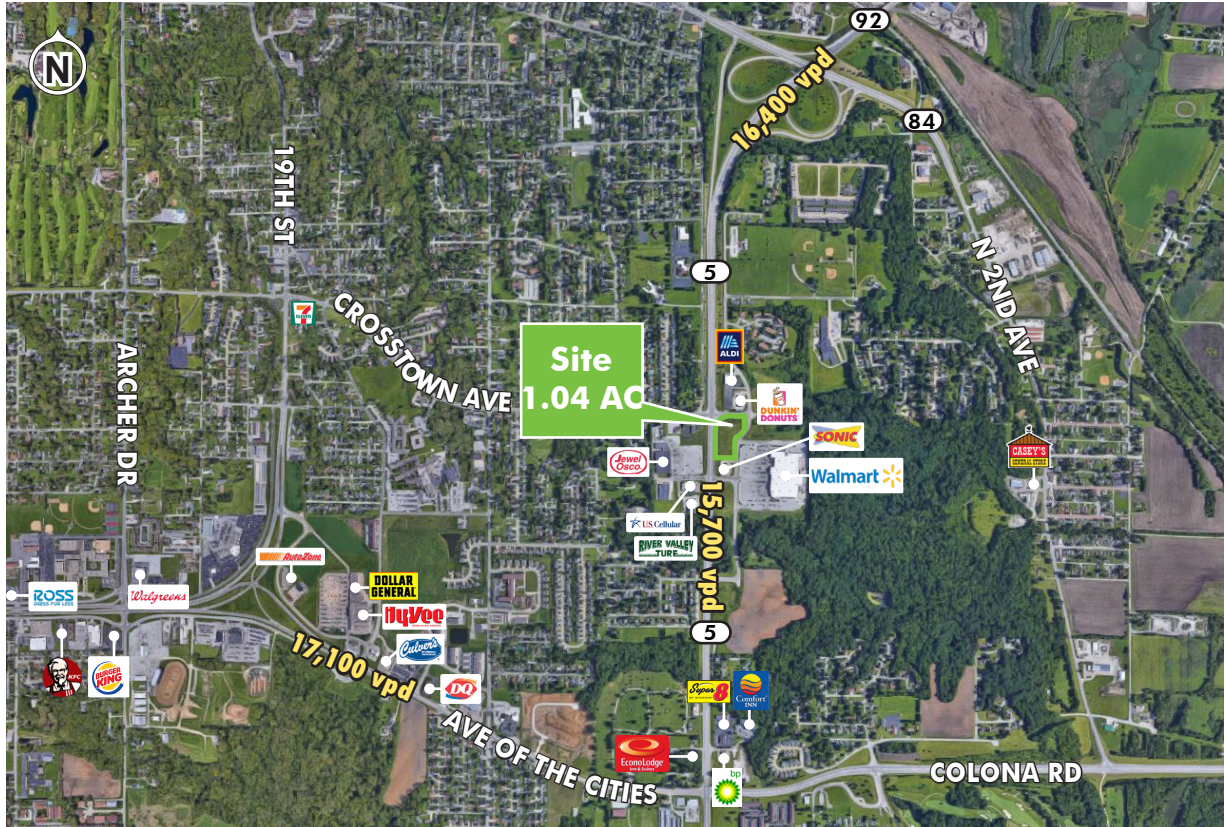
# Walmart Outparcel

1.04 - 1.28 AC

RETAIL



RETAIL TRADE AREA



## Demographics

	1 Mile	3 Miles	5 Miles
Total Population	5,774	35,478	67,652
Number of Households	2,579	14,653	28,651
Average HH Income	\$68,120	\$69,457	\$77,695

Source: Esri, 2024 Estimates