

**FREE-STANDING, CLEAR-SPAN, SINGLE-TENANT
WAREHOUSE BUILDING FOR LEASE
±23,871 SF**

**OFFICE RENOVATIONS
UNDERWAY**


2811 SUPERIOR DRIVE

WAKE FOREST, NC 27587



FOUNDRY
COMMERCIAL

2811 SUPERIOR DRIVE



MARIA LOMBARDI, MSRE

Senior Associate
(919) 899 5087
maria.lombardi@foundrycommercial.com

JIM ALLAIRE

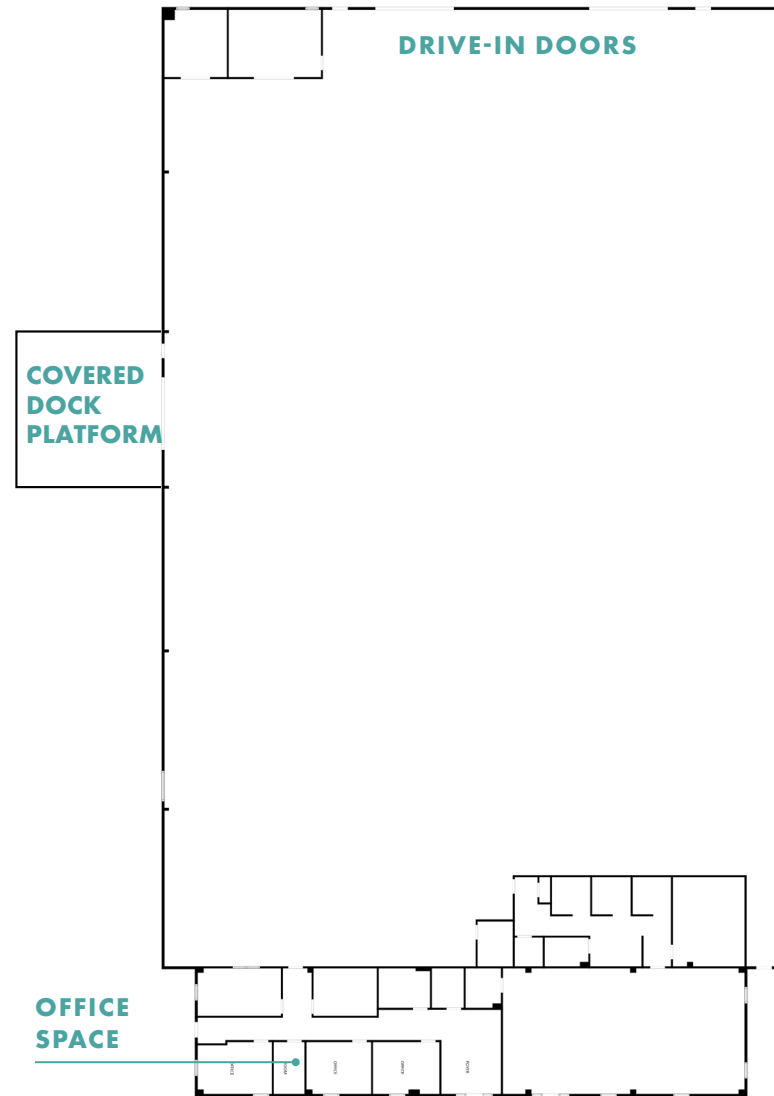
Principal
(919) 270 9216
jim.allaire@foundrycommercial.com

Although the information contained herein was provided by sources believed to be reliable, Foundry Commercial makes no representation, expressed or implied, as to its accuracy and said information is subject to errors, omissions or changes.

FOUNDRY
COMMERCIAL

foundrycommercial.com

FLOOR PLAN



BUILDING FEATURES

2811 Superior Drive
Wake Forest, NC 27587
ADDRESS

Covered platform that can
accommodate up to 4 trucks at a time
LOADING DOCKS

Town of Wake Forest
MUNICIPALITY

Clear-span interior (no columns)
COLUMN SPACING

Wake
COUNTY

18'
CEILING HEIGHT

Available now
DATE AVAILABLE

2
DRIVE-IN DOOR

Call for details
LEASE RATE

Wake EMC
ELECTRICAL PROVIDER

23,532 SF
AVAILABLE SF

280/120V 3-phase 4-wire 800 Amps
ELECTRICAL

Steel frame
EXTERIOR WALL MATERIAL

City of Raleigh
WATER AND SEWER PROVIDER

Small laydown yard
FEATURE

Wet Sprinkler system
FEATURE

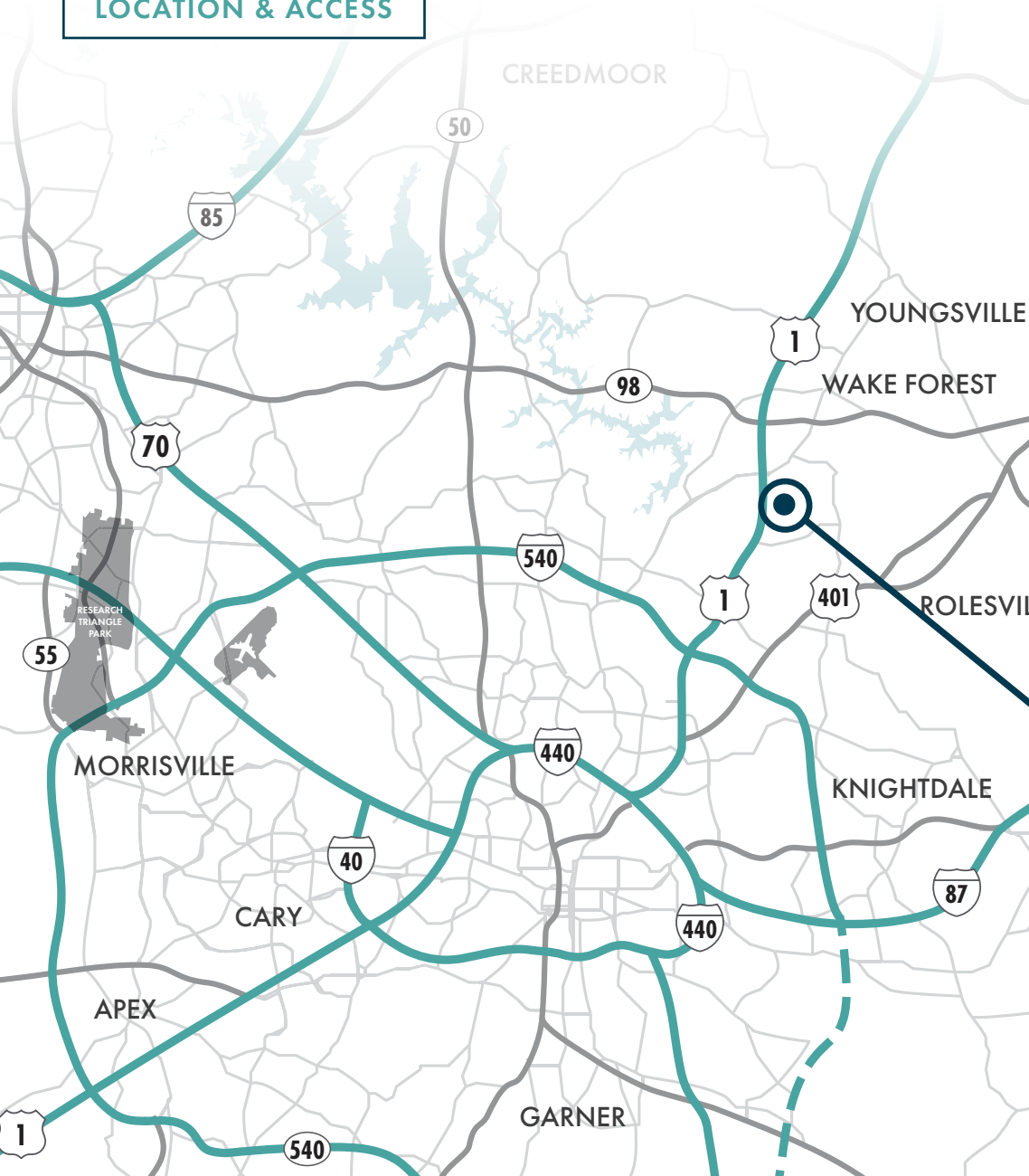
MARIA LOMBARDI, MSRE
Senior Associate
(919) 899 5087
maria.lombardi@foundrycommercial.com

JIM ALLAIRE
Principal
(919) 270 9216
jim.allaire@foundrycommercial.com

Although the information contained herein was provided by sources believed to be reliable, Foundry Commercial makes no representation, expressed or implied, as to its accuracy and said information is subject to errors, omissions or changes.

FOUNDRY
COMMERCIAL
foundrycommercial.com

LOCATION & ACCESS



INTERSTATES

Uninterrupted distribution to every major market in the United States.

	US 1 HIGHWAY	1.2 miles
	INTERSTATE 540	4.6 miles
	INTERSTATE 87	13.9 miles
	INTERSTATE 85	24.6 miles
	DOWNTOWN RALEIGH	12.7 miles
	RDU INTERNATIONAL	23.3 miles



MARIA LOMBARDI, MSRE

Senior Associate
(919) 899 5087
maria.lombardi@foundrycommercial.com

JIM ALLAIRE

Principal
(919) 270 9216
jim.allaire@foundrycommercial.com

Although the information contained herein was provided by sources believed to be reliable, Foundry Commercial makes no representation, expressed or implied, as to its accuracy and said information is subject to errors, omissions or changes.

FOUNDRY
COMMERCIAL

foundrycommercial.com