


# For Lease

## Wood Dale Industrial Center

Sivert Drive | Lively Boulevard  
Wood Dale, IL 60191



BUILDING	UNIT	AVAILABLE SF	OFFICE SF	CLEAR HT	LOADING
950-960	<u>960</u>	19,129	5,547	18'	2 Int Docks
887-895	<u>895</u>	17,860	1,500	22'	2 Int / 1 DID
935-945	<u>935</u>	13,160	1,300	18'	1 Int / 1 DID



**ROSS  
LEHRMAN**

SENIOR VICE PRESIDENT  
ross.lehrman@transwestern.com  
847.588.5671

**JUSTIN  
LERNER, SIOR**

EXECUTIVE VICE PRESIDENT  
justin.lerner@transwestern.com  
847.588.5665

**JOE  
KARMIN, SIOR**

EXECUTIVE VICE PRESIDENT  
joe.karmin@transwestern.com  
847.588.5670

No warranty or representation, expressed or implied, is made as to the accuracy of the information contained herein, and same is submitted subject to error and omissions.

# Wood Dale Industrial Center

935-945 Sivert Drive

Wood Dale, IL 60191 | [Property Website](#)



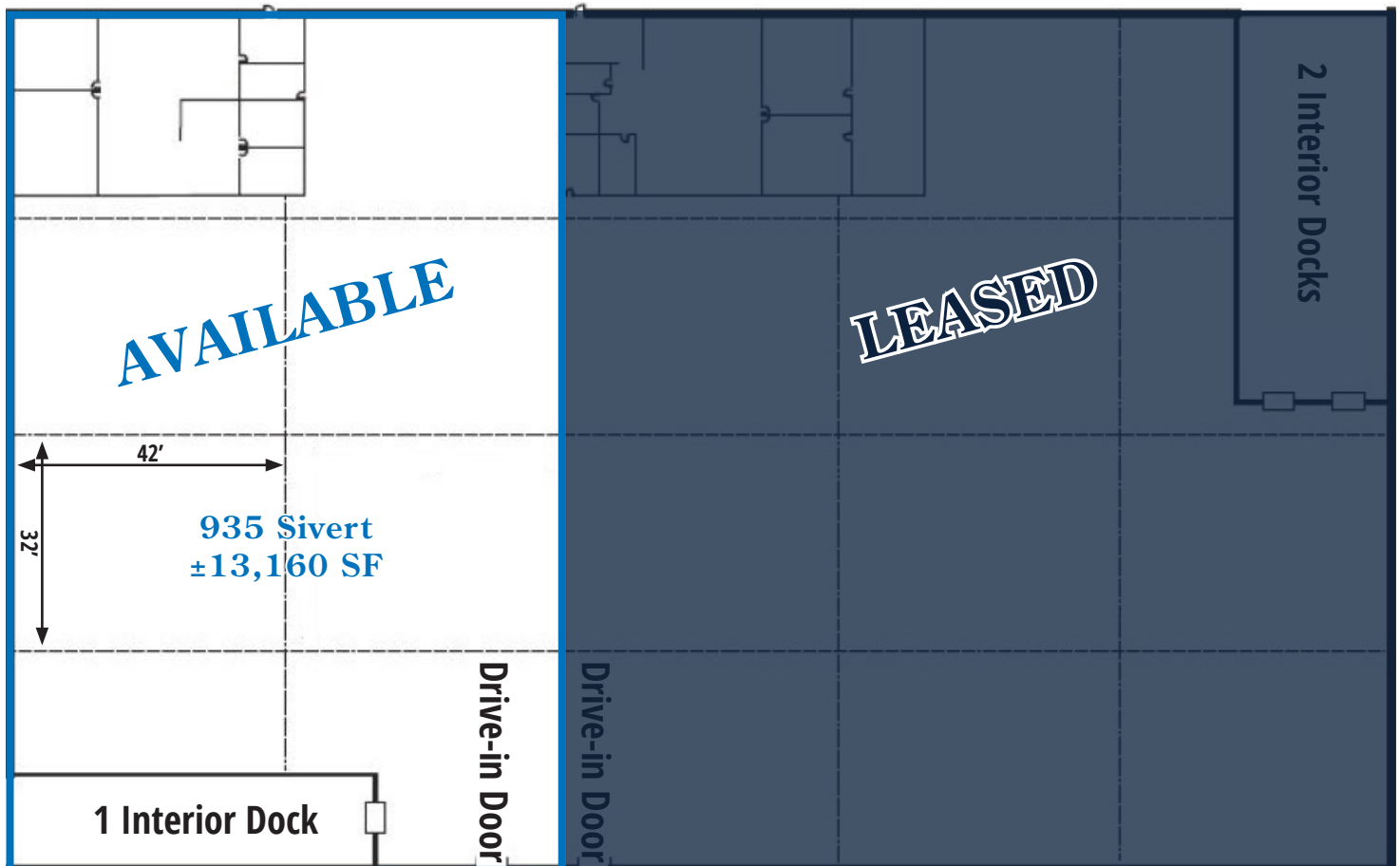
## PROPERTY HIGHLIGHTS

Building Size	32,900 SF
Land Area	1.27 AC
Ceiling Height	18' Clear
• Unit 935 Size	13,160 SF
- Office Size	1,300 SF
- Loading Docks	1 Interior Dock w/ Leveler
- Drive-in Doors	1 Drive-in Door
- Power	200A 240V 3P
Parking	1/1,000 SF
Lease Rate	Subject to Offer



- Under New Professional Ownership/Management
- Low DuPage County Taxes
- Direct Access to I-390 and O'Hare Airport
- Flexible Space Options in Business Park
- Close Proximity to Major Expressways

## EXISTING LAYOUT



*No warranty or representation, expressed or implied, is made as to the accuracy of the information contained herein, and same is submitted subject to error and omissions.*



# Wood Dale Industrial Center

887-895 Sivert Drive

Wood Dale, IL 60191 | [Property Website](#)



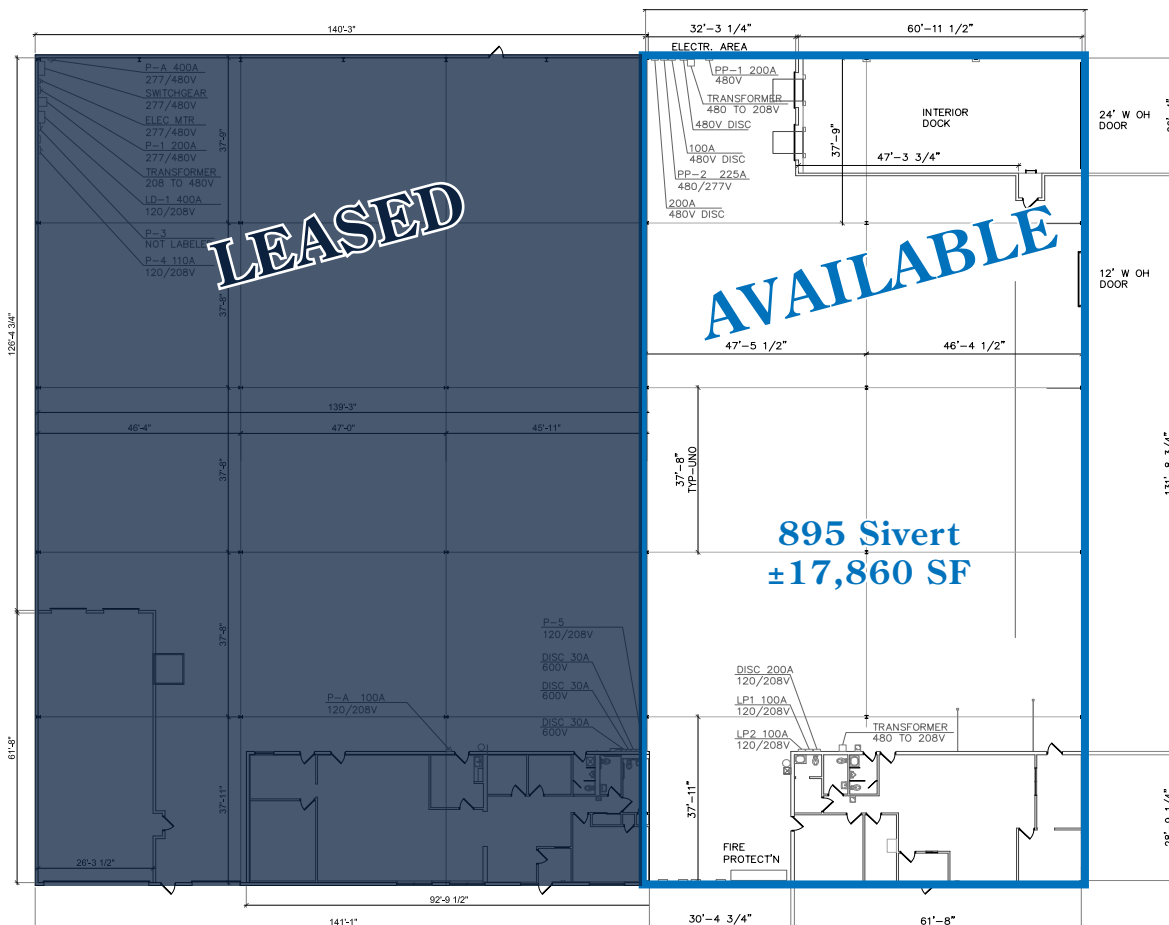
## PROPERTY HIGHLIGHTS

Building Size	44,777 SF
Land Area	1.58 AC
Ceiling Height	22' Clear
• Unit 895 Size	17,860 SF
- Office Size	1,500 SF
- Loading Docks	2 Interior Docks w/ Levelers
- Drive-in Doors	1 Drive-in Door
- Power	200A 480V and 200A 240V
Parking	1/1,000 SF
Lease Rate	Subject to Offer



- Under New Professional Ownership/Management
- Low DuPage County Taxes
- Direct Access to I-390 and O'Hare Airport
- Flexible Space Options in Business Park
- Close Proximity to Major Expressways

## EXISTING LAYOUT



No warranty or representation, expressed or implied, is made as to the accuracy of the information contained herein, and same is submitted subject to error and omissions.

# Wood Dale Industrial Center

950-960 Lively Boulevard

Wood Dale, IL 60191 | [Property Website](#)



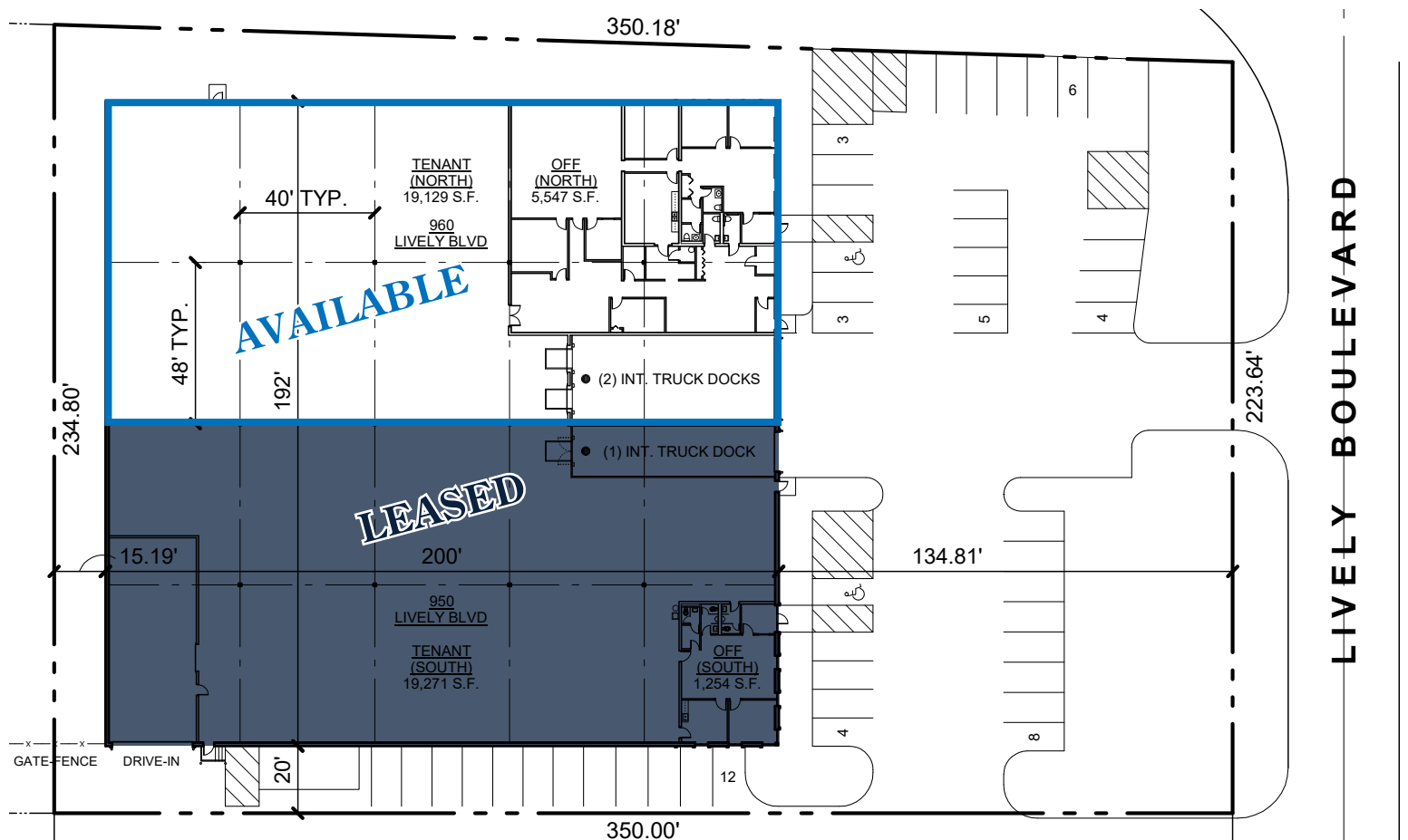
## PROPERTY HIGHLIGHTS

Building Size	38,400 SF
Land Area	1.84 AC
Ceiling Height	18' Clear
• Unit 960 Size	19,129 SF
- Office Size	5,547 SF
- Loading Docks	2 Interior Docks
- Power	400A 240/120V
Parking	1/1,000 SF
Lease Rate	Subject to Offer



- Under New Professional Ownership/Management
- Low DuPage County Taxes
- Direct Access to I-390 and O'Hare Airport
- Flexible Space Options in Business Park
- Close Proximity to Major Expressways

## EXISTING LAYOUT



No warranty or representation, expressed or implied, is made as to the accuracy of the information contained herein, and same is submitted subject to error and omissions.

# For Lease

## Wood Dale Industrial Center

Sivert Drive | Lively Boulevard  
Wood Dale, IL 60191



### LOCATION:

- 0.9 miles from the I-390 interchange
- 3.3 miles from the O'Hare Cargo Access
- Close proximity to major expressways



**ROSS  
LEHRMAN**

SENIOR VICE PRESIDENT  
ross.lehrman@transwestern.com  
847.588.5671

**JUSTIN  
LERNER, SIOR**

EXECUTIVE VICE PRESIDENT  
justin.lerner@transwestern.com  
847.588.5665

**JOE  
KARMIN, SIOR**

EXECUTIVE VICE PRESIDENT  
joe.karmin@transwestern.com  
847.588.5670