

WAREHOUSE / OFFICE SPACE

2010 Jacksons Pointe #2000 | Zelienople, PA 16063



JACKSON'S POINTE COMMERCE PARK

FOR LEASE

41,644 SF

BUILDING #2000

TOTAL BUILDING SF: **± 73,422 SF**

AVAILABLE BUILDING SF: **± 41,644 SF**

BUNCHER
COMPANY

Gregg Broujos
gbroujos@buncher.com

Jesse Ramey
jramey@buncher.com

1251 Waterfront Place | Pittsburgh, PA 15222 | 412.422.9900

Property Features

- Zoned CC / Commercial Corridor
- Exterior pre-cast structural concrete panels with interior ridge rigid steel frame
- 30'+ clearance under beam
- 48' x 48' column spacing

Location Highlights

- Directly off Evans City exit of I-79, PA Route 19 North & South
- 10 minutes to PA Turnpike (PA-76)
- 30 minutes to Downtown Pittsburgh
- 5 minutes to Cranberry Township

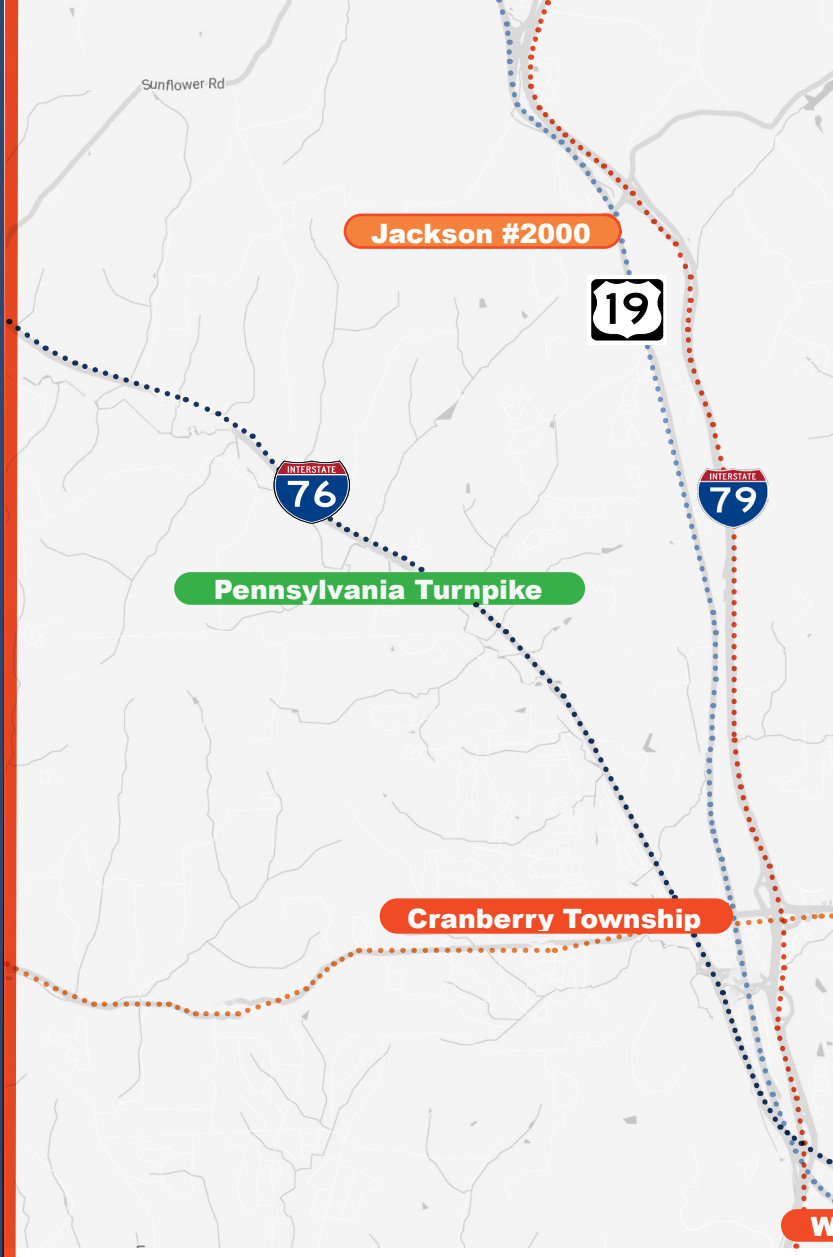


T-5 high output
lighting



Multiple
8'x10' truck doors

INTERSTATE ACCESSIBILITY



AREA DEMOGRAPHICS



Households: 46,652

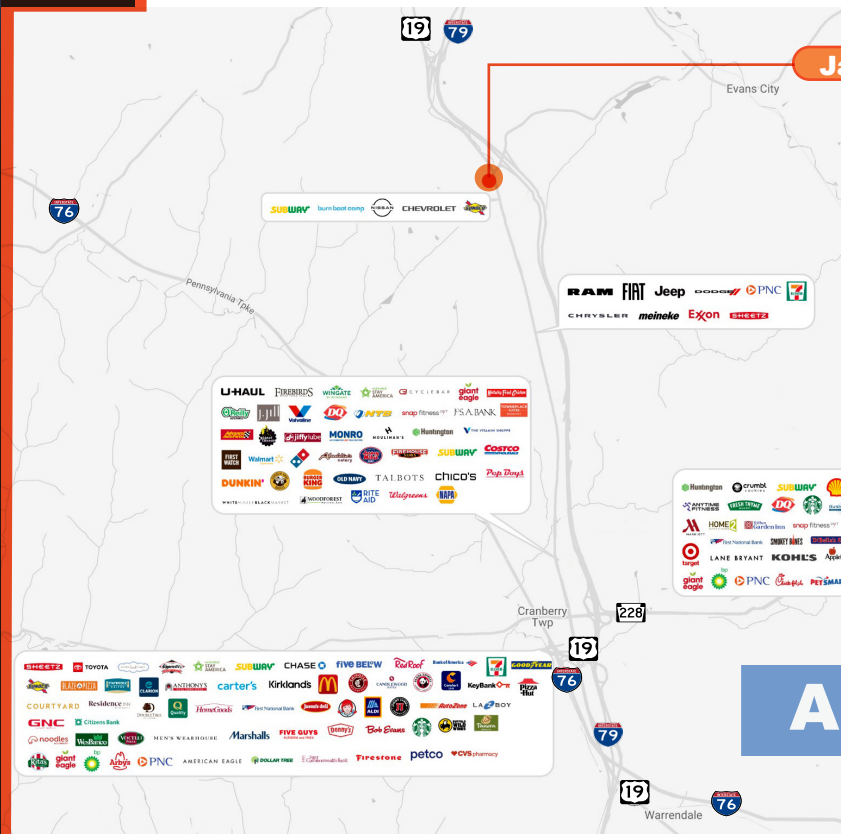


Population: 117,956



Average Household Income: \$145,495

20 MINUTE DRIVE TIME




Jackson #2000

AMENITY RICH AREA

SPACE PLAN

41,664 SF warehouse / office space



D					BUILDING 2000 WAREHOUSE FLOOR PLAN AHN PROVIDER SPACE				
C					SCALE	DRAWN	CHKD.	DRAWING NUMBER	REV.
B	ADJUSTING DIM. BEAR LOCATIONS PER FIELD MEASUREMENTS	NO	12.06.20		1/4" = 1'-0"	C.J.P.		JACK-2000-A-1	A
A				LOCATION: JACKSON'S POINTE, BUILDING 2000 JACKSONS POINT CT. JACKSON TOWNSHIP, PENNSYLVANIA	DATES	7-1-15			
REV.	DESCRIPTION	MADE	CHKD.						

PROPERTY PHOTOS

