

KAPALUA *Resort Retail*

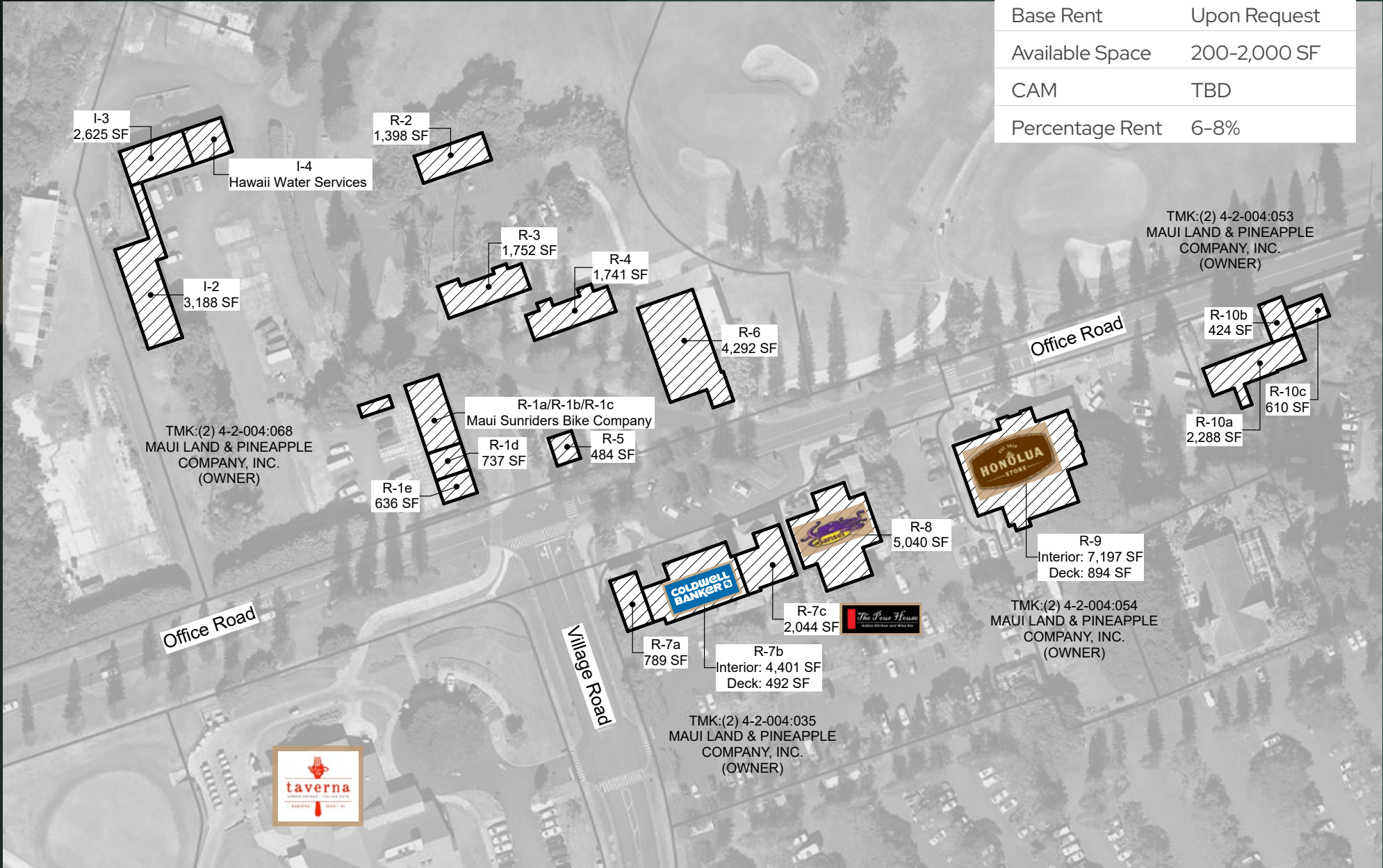
for lease



KAPALUA

Site Plan

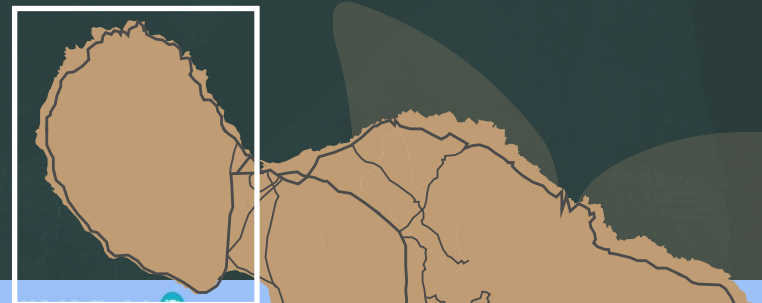
Property Details	
Term	3 - 10 Years
Base Rent	Upon Request
Available Space	200-2,000 SF
CAM	TBD
Percentage Rent	6-8%





WEST MAUI

Demographics

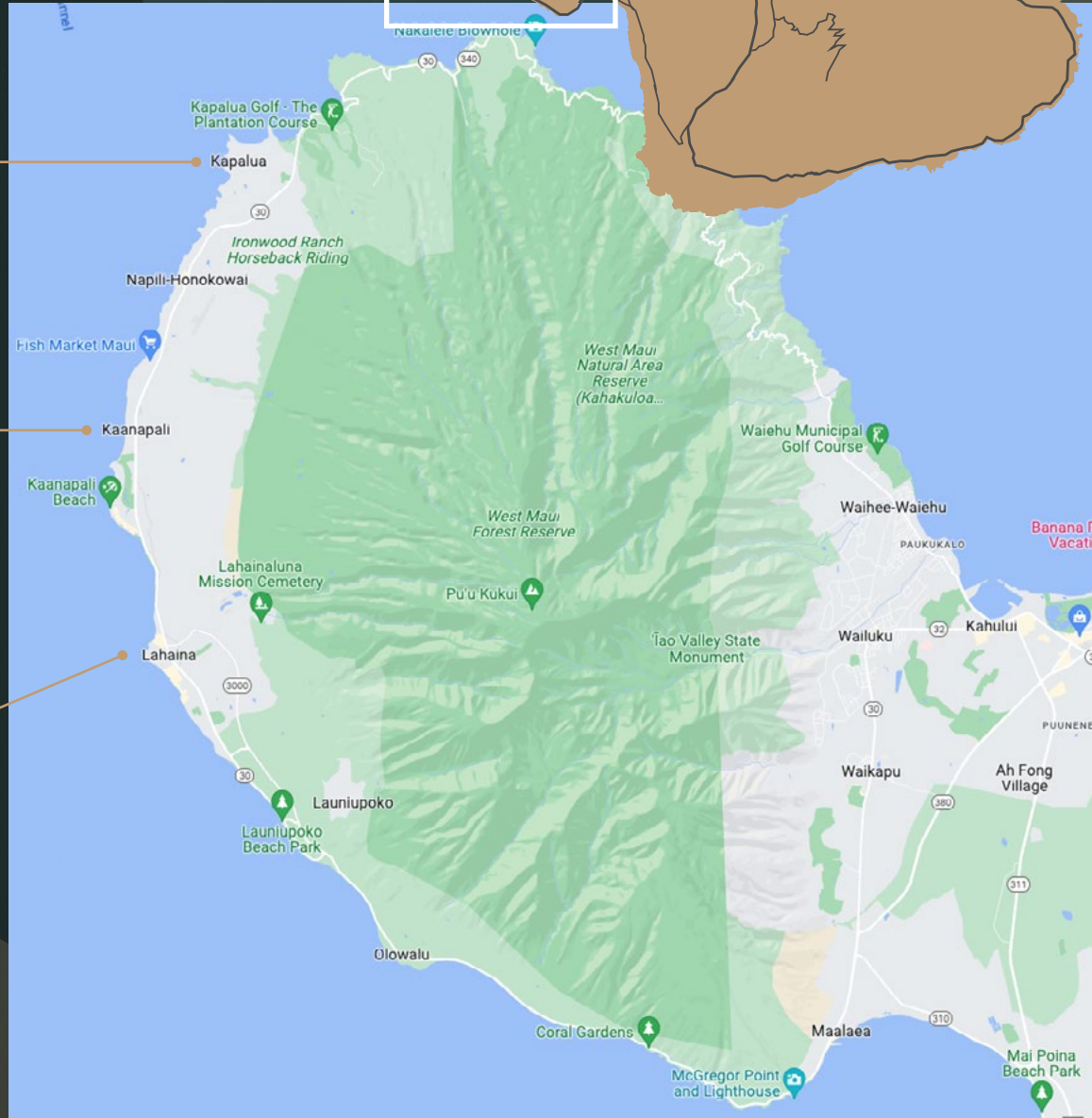


Kapalua	
Population	2,522
Households	898
Housing Units	1,982
Avg HH Income	\$145,596
Median Age	43.7

Kaanapali	
Population	1,146
Households	484
Housing Units	1,777
Avg HH Income	\$140,096
Median Age	47.8

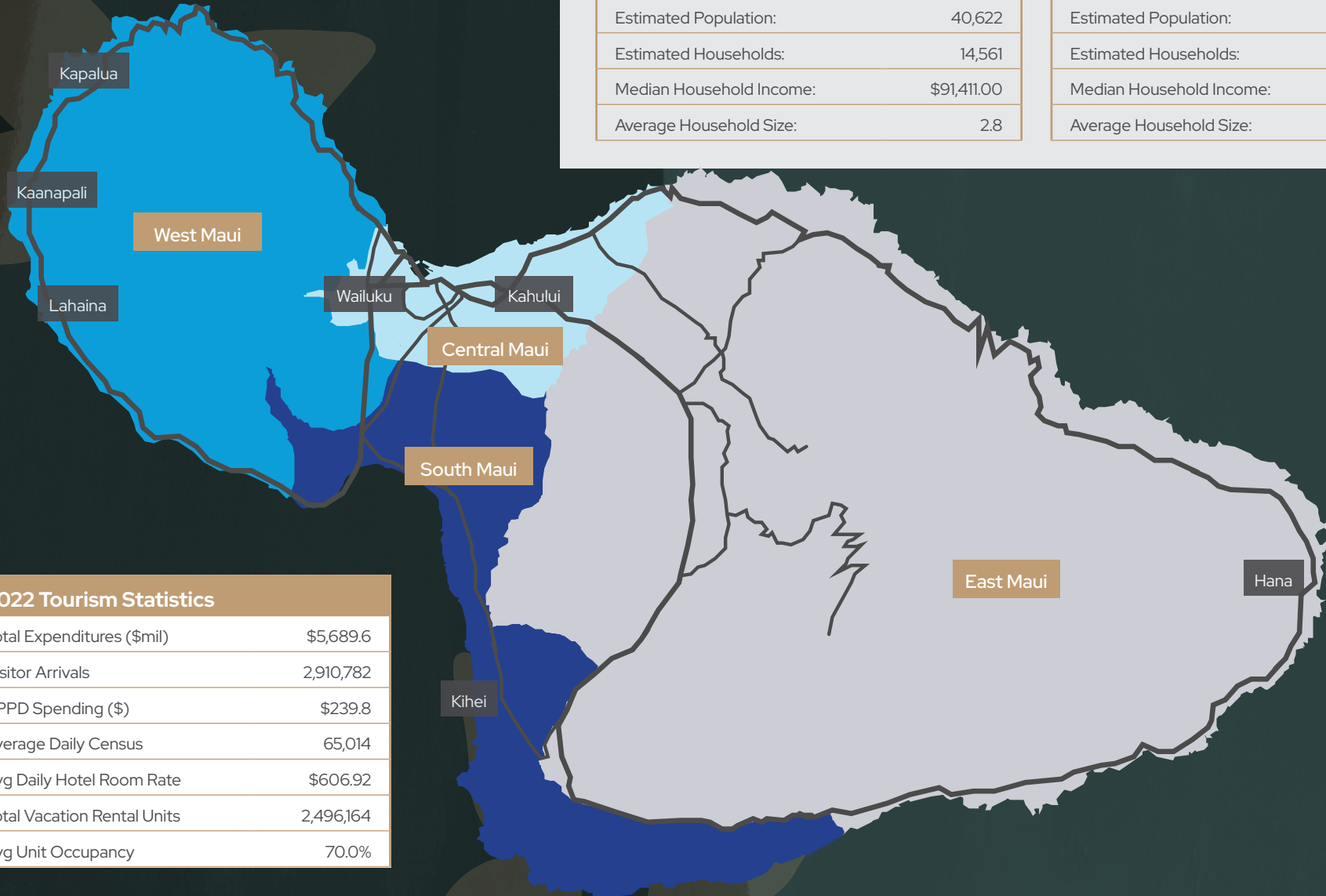
Lahaina	
Population	9,186
Households	2,801
Housing Units	3,227*
Avg HH Income	\$102,337
Median Age	39.2

*Housing units based on YE 2022



MAUI

Demographics



West Maui	
Estimated Population:	33,877
Estimated Households:	11,166
Median Household Income:	\$95,463.00
Average Household Size:	3.0

Central Maui	
Estimated Population:	51,435
Estimated Households:	15,182
Median Household Income:	\$83,261.00
Average Household Size:	3.3

East Maui	
Estimated Population:	40,622
Estimated Households:	14,561
Median Household Income:	\$91,411.00
Average Household Size:	2.8

South Maui	
Estimated Population:	28,265
Estimated Households:	11,134
Median Household Income:	\$89,573.00
Average Household Size:	2.5

2022 Tourism Statistics	
Total Expenditures (\$mil)	\$5,689.6
Visitor Arrivals	2,910,782
PPPD Spending (\$)	\$239.8
Average Daily Census	65,014
Avg Daily Hotel Room Rate	\$606.92
Total Vacation Rental Units	2,496,164
Avg Unit Occupancy	70.0%



MAUI LAND
& PINEAPPLE COMPANY INC.

Industrial, Resort and Retail Portfolio



Haliimaile General Store



Kapalua Retail



700 Village Rd



'Alaeloa Business Center



Haliimaile Town



Honolua Store

Contact

Emalia Pietsch (S)

Lic# RS-70893
808 523 9710
emalia.pietsch@colliers.com

Alika Cosner (S)

Lic# RS-69441
808 292 4599
alika.cosner@colliers.com

Charles J. Buckingham (S)

Lic# RS-57944
808 870 1178
charles.buckingham@colliers.com



220 S. King Street, Suite 1800
Honolulu, Hawaii 96813
808 524 2666
colliers.com