

NWC Sossaman Rd & Guadalupe Rd


PADS AVAILABLE, GROUND LEASE,
OR FOR SALE



Pads Available | Ground Lease | For Sale
NWC Sossaman Rd & Guadalupe Rd | Mesa, AZ 85212

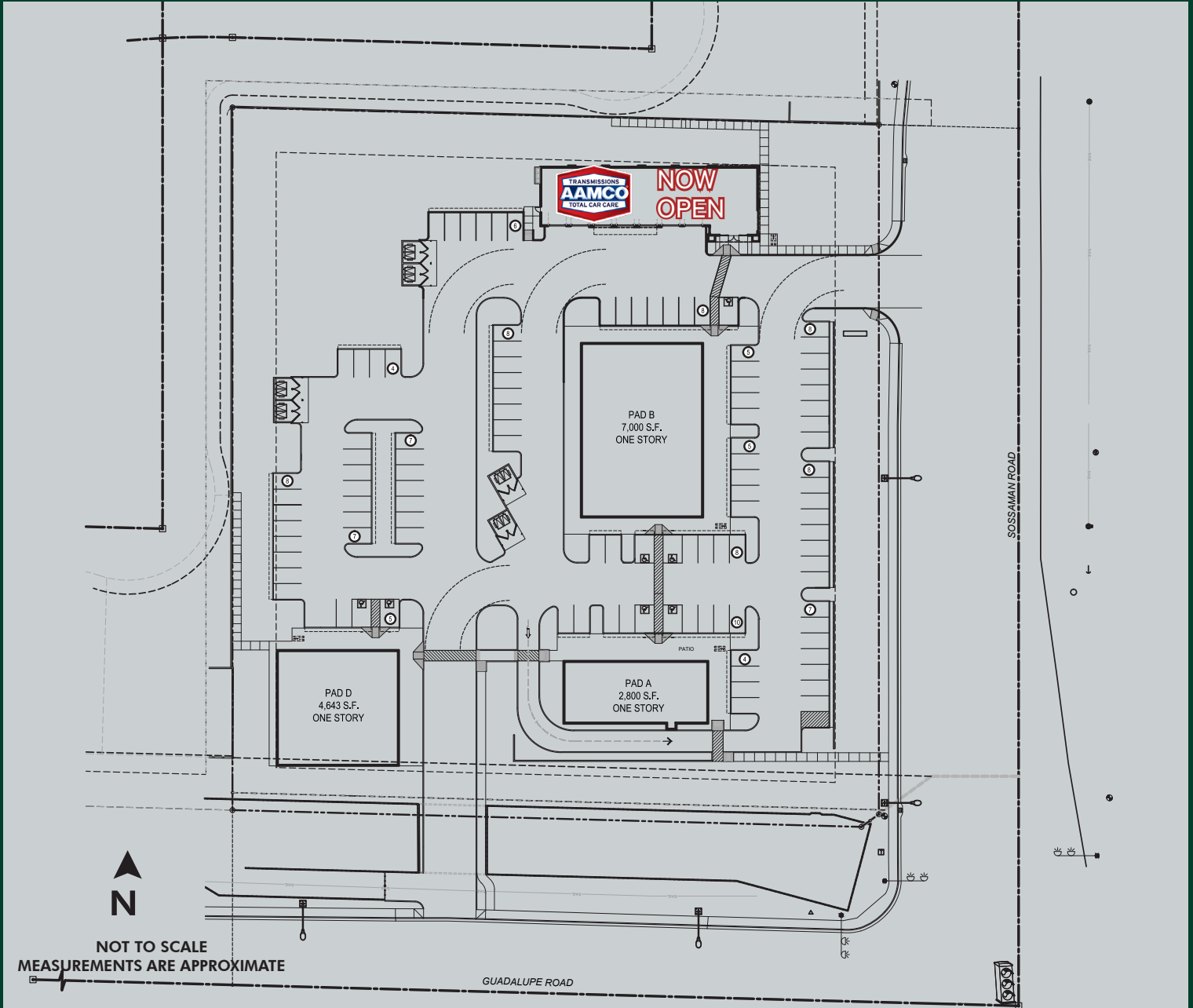


Property Info

- Join 
- Zoning: LC (Limited Commercial)
- Total Acreage Now - ±2.43 acres (±105,997 SF)
- General Plan: Neighborhood Commercial
- Close Proximity to US 60 Freeway and Loop 202 Santan Freeway
- Three Pads Available
 - One Fast Food Pad with Drive Thru
 - Two Shop Space or Single-Tenant Pads
 - Total Acreage Now: ±2.43 acres (±105,997 SF)
- Parking 9:1,000

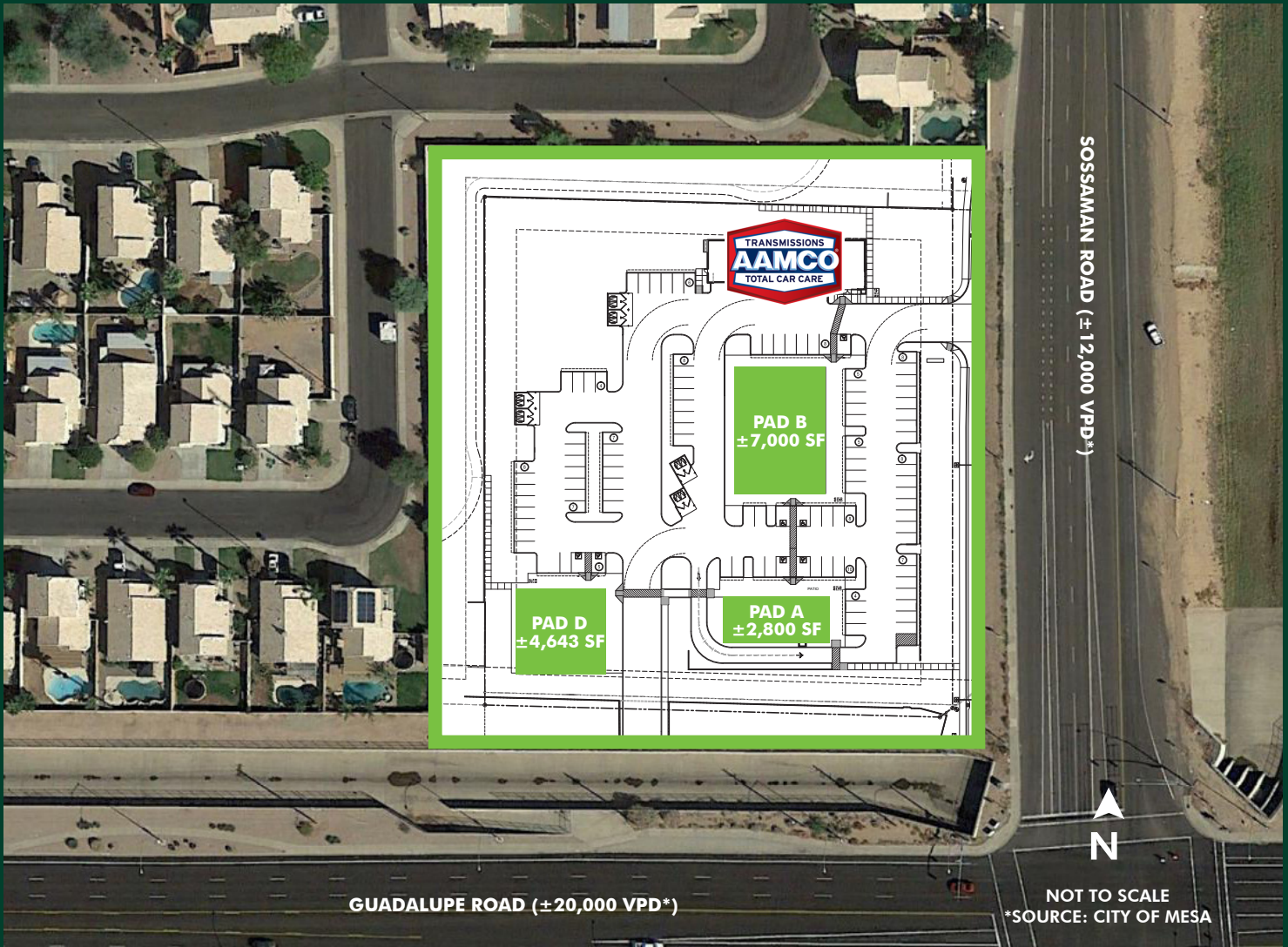
Conceptual Plan

Available



Demographics	±1 Mile	±3 Miles	±5 Miles
2023 Population - Current Year Estimate	13,822	86,896	276,079
2028 Population - Five Year Projection	13,837	87,361	282,363
2023 Households - Current Year Estimate	4,934	32,632	103,818
2028 Households - Five Year Projection	4,975	33,014	106,883
2023 Average Household Income	\$122,404	\$107,896	\$109,647
2028 Average Household Income	\$142,318	\$127,067	\$128,093
2023 Businesses	152	1,735	5,159
2023 Employees	1,739	22,712	66,739

SOURCE: ESRI



Contact Us

Max Bippus
First Vice President
+1 602 735 5518
max.bippus@cbre.com

© 2022 CBRE, Inc. All rights reserved. This information has been obtained from sources believed reliable, but has not been verified for accuracy or completeness. You should conduct a careful, independent investigation of the property and verify all information. Any reliance on this information is solely at your own risk. CBRE and the CBRE logo are service marks of CBRE, Inc. All other marks displayed on this document are the property of their respective owners, and the use of such logos does not imply any affiliation with or endorsement of CBRE. Photos herein are the property of their respective owners. Use of these images without the express written consent of the owner is prohibited.