

UNIVERSITY HOSPITALS AND HEARTLAND DENTAL Avon, Ohio

OFFERING MEMORANDUM



CONTENTS

THE PROPERTY

- 01 Investment Summary
- 02 Investment Highlights
- 03 Property Description
- 04 Parcel Map

PERFORMANCE AND TENANCY

- 05 NOI Budget
- 06 Rent Roll
- 08 Tenant Information

MARKET OVERVIEW

- 09 Regional Snapshot
- 10 Property Aerial
- 13 Regional Map
- 14 Local Map
- 15 Demographics



KYLE HARTUNG

DIRECTOR OF INVESTMENT SALES

kyle@goodmanrealestate.com
216.342.9305

[CONTACT ME](#)



Goodman Real Estate Services Group is the Northern Ohio partner of ChainLinks Retail Advisors, the nation's leading retail-focused real estate services and commercial property brokerage organization.

DISCLAIMER: The information contained herein has been obtained from sources believed to be reliable. Goodman Real Estate Services Group LLC and its agents, associates, and employees make no guarantee, warranty or representation about it. The information may be subject to changes in price, financing, leases, or other errors and omissions without prior notice. Evaluating retail investment opportunities requires careful due diligence and information gathering, which is why we suggest that you and your advisors conduct your own careful investigation of the property.



PRICE: \$6,514,000

[CLICK FOR GOOGLE MAP](#) 

TENANTS UNIVERSITY HOSPITALS HEALTH SYSTEM, INC.
HEARTLAND DENTAL, LLC

ADDRESS	1480 Center Road, Avon, Ohio 44011		
LOCATION TYPE	Regional – Signalized Corner		
BUILDING GLA	13,802 Square Feet		
ACREAGE	1.29 Acres		
TRAFFIC COUNT	Chester Road – 34,691 State Route 83 – 18,666		
LEASE TYPE	NNN		
TENANT RESPONSIBILITIES	HVAC, Reimbursement of NNN Charges		
MARKET	Cleveland, Ohio MSA		
POPULATION	2,055,612		
TENANT REVENUE	University Hospitals – \$6.4 Billion (2024 Est.) Heartland Dental – \$4.2 Billion (2025 Est.)		
TENANT INFORMATION	TENANT	GLA (SF)	TERM EXPIRATION
	University Hospitals	10,007	4-30-2033
	Heartland Dental	3,795	12-31-2031
NET OPERATING INCOME	\$407,143.02		
CAP RATE	6.25%		



INSTITUTIONAL GRADE ASSET

Features Leases with University Hospitals (UH) and Heartland Dental



RECESSION PROOF MEDICAL PROPERTY

Recent 7 Year Extension by UH and Local Dentist Acquired by Heartland Dental



MASSIVE GUARANTORS

Combined Guarantor Estimated Annual Revenue Over \$10 Billion



RARE INITIAL TERM INCREASES

Both Tenants Feature Rental Increases During the Initial Term



LONG-TERM LEASES

Average Lease Term Remaining is Approximately 6.5 Years



INCREDIBLE REGIONAL MARKET

Includes Cabela's, TopGolf, Walmart, Lowe's, UH Fitness Centers, Bendix HQ, Menards, Costco, and many more



DEPRECIABLE ASSET

Building Lease Allows for Annual Depreciation



IRREPLACEABLE LOCATION

Irreplaceable Location – Signalized Corner Location with Over 50,000 VPD



AVON, OHIO

Avon, Ohio, is a western suburb of Cleveland that has seen rapid commercial and residential growth in the past two decades. Located along Interstate 90 with multiple freeway exits and featuring top school systems and lower property taxes than neighboring Cuyahoga County, the community is become a top housing and commercial corridor in the entire region. Major headquarters include Henkel Consumer Adhesives, Inc., known locally for duct tape and related products historically tied to the “Duck Tape” brand, and Bendix Corporation’s new state-of-the-art headquarters on Chester Road. The area is also quickly becoming a hub of medical services with the University Hospitals Family Health Center, UH Avon Urgent Care, UH Tri City Family Medicine, Cleveland Clinic Avon Hospital, and more. The Avon highway interchange from State Route 83 to Nagle Road has also become one of the most regional retail destinations in Northern Ohio with names including Costco, Target, Walmart, Best Buy, Top Golf, Menards, Home Depot, and Lowe’s, Kohls, Cabela’s, and many more.

PROPERTY DESCRIPTION

For sale to qualified investors is the fee-simple interest in an investment-grade medical asset backed by University Hospitals Health System, Inc. (UH), and Heartland Dental, LLC, located in Avon, Ohio. This 13,802 square foot property is 100% leased to UH (10,007 SF) and Heartland Dental (3,795 SF), both of which feature corporate leases with combined annual revenue exceeding \$10 Billion. Showing commitment to the location, UH recently signed a 7 year lease extension featuring rental increases during years 6 and 7, and each year during the 7 year option that follows. Similarly, Heartland Dental, who has annual CPI increases, recently acquired the local dentist in the property and is under lease through 2031. Both tenants are under triple-net leases which fully reimburse CAM, real estate tax, and insurance, in addition being responsible for their own HVAC. The property is situated in the epicenter of Avon’s commercial corridor at the signalized intersection of Chester Road and State Route 83, with over 50,000 vehicles per day. The corner location features nearby Interstate 90 access and is surrounded by other retail, office headquarters, and medical, which in recent years has propelled Avon into one of Cleveland’s top ranked suburbs. This combination of creditworthiness, tenant commitment, traffic and access, and other commercial synergy offers the investor an asset-type rarely seen on the market.



PARCEL

- 1 04-00-016-101-026
- 2 04-00-016-101-027
- 3 04-00-016-101-028
- 4 04-00-016-101-038


INCOME			
Occupancy: 100%			
BASE RENTAL INCOME			
TENANT	SIZE (SF)	ANNUAL RENT	PSF
University Hospitals	10,007	\$300,410.16	\$30.02
Heartland Dental	3,795	\$104,309.16	\$27.49
Total	13,802	\$404,719.32	\$28.75

REIMBURSED EXPENSES	2025	2026 PROJ.
Property Taxes	\$43,403.10	\$43,403.10
Insurance	\$6,877.55	\$7,083.88
Common Area Maintenance	\$48,374.96	\$48,473.96
Management	\$0.00	\$15,110.41
Admin	\$2,418.75	\$2,423.70
Total	\$101,074.36	\$116,495.04
Gross Potential Rent		\$404,719.32
Expense Reimbursements		\$116,495.04
Year 1 Effective Gross Income		\$521,214.36

OPERATING EXPENSES	2025	2026 PROJ.
Maintenance and Repairs	\$38,186.00	\$38,186.00
Landscaping	\$6,889.04	\$6,889.04
Utilities	\$3,299.92	\$3,398.92
Insurance	\$6,877.55	\$7,083.88
Property Tax	\$43,403.10	\$43,403.10
Management Fee 3%		\$15,110.41
Total	\$98,655.61	\$114,071.34

Year 1 Effective Gross Income	\$521,214.36
Less Expenses	\$114,071.34
Net Operating Income	\$407,143.02
Pricing: 6.25% Cap Rate	\$6,514,000.00

TENANT NAME



University Hospitals
University Hospitals
Health Systems, Inc.

LEASE TERM

BEGIN 1-4-2019
END 4-30-2033

RENTAL RATES

BEGIN	ANNUALLY	PSF
Years 1-5	\$300,410.16	\$30.02
5/1/2031	\$326,928.72	\$32.67
5/1/2032	\$336,235.20	\$33.60

Options:

5/1/2033	\$330,931.44	\$33.07
5/1/2034	\$340,845.36	\$34.06
5/1/2035	\$351,070.68	\$35.08
5/1/2036	\$361,602.84	\$36.14
5/1/2037	\$372,450.96	\$37.22
5/1/2038	\$383,624.52	\$38.34
5/1/2039	\$395,133.24	\$39.49

SQ FEET

10,007

RECOVERY TYPE

NNN

PRO RATA

72.44%

COMMENTS/OPTIONS

Tenant reimburses landlord its pro rata share for common area maintenance, taxes, insurance, and roof and structural repairs plus 5% admin on CAM.

Options: One 7-year option to be exercised with 1 year prior notice.

Security Deposit: None

TENANT NAME



LEASE TERM

BEGIN 6-5-2000
END 12-31-2031

RENTAL RATES

BEGIN	ANNUALLY	PSF
Current	\$104,309.16	\$27.49
1/1/2027	CPI Increase	
1/1/2028	CPI Increase	
1/1/2029	CPI Increase	
1/1/2030	CPI Increase	

COMMENTS/OPTIONS

Tenant reimburses landlord its pro rata share for common area maintenance, taxes, insurance, and roof and structural repairs plus 5% admin on CAM.

Options: None

Security Deposit: None

SQ FEET

3,795

RECOVERY TYPE

NNN

PRO RATA

27.56%



**University
Hospitals**

University Hospitals Health System is a major nonprofit, integrated healthcare network based in Northeast Ohio that combines advanced medical care, research, and education to serve diverse patient needs. It operates an extensive network that includes 21 hospitals (including five joint ventures), more than 50 health centers and outpatient facilities, and over 200 physician offices across 16 counties throughout Northern Ohio. In recent financial reporting, the system's total revenue was approximately \$6.4 billion for the year ended Dec. 31, 2024, with reporting through the first half of 2025 at \$3.4 billion, reflecting growth from prior years and significant patient service activity. The network is closely tied to academic institutions, supports medical education and research, and is recognized for high-quality care in specialties such as cancer, cardiology, pediatrics, and women's health. For 2025-2026, U.S. News & World Report named the UH Cleveland Medical Center to the Best Hospitals list for the 27th consecutive year, and recognizing the company in 18 types of care services. Additionally, UH Cleveland Medical Center was the only Ohio hospital named to the Best Regional Hospitals for Equitable Access list, highlighting care for underserved populations.

UHHOSPITALS.ORG



**HEARTLAND
DENTAL**

Heartland Dental is the largest dental support organization in the United States, providing non-clinical administrative services to dental practices across the country. Founded in 1997 by Dr. Rick Workman in Effingham, Illinois, the company has grown to support over 2,800 doctors in more than 1,800 offices across 39 states and the District of Columbia. Heartland Dental partners with dental practices to offer comprehensive support, allowing clinicians to focus on patient care while the organization handles administrative tasks such as billing, HR, marketing, and IT. This model enables supported practices to benefit from economies of scale, advanced technology, and a robust network of resources. In 2024, Heartland Dental experienced significant expansion, adding 105 new practices through affiliations and de novo openings, including its first supported office in Utah. The company also introduced advanced technologies like AI-powered diagnostic tools and digital intraoral scanning to enhance patient care and practice efficiency. Through partnerships with VideaHealth and Henry Schein One, Heartland Dental has provided more than 20,000 supported dental professionals with access to AI tools for diagnosis, treatment planning, patient communications, and workflow management.

HEARTLAND.COM



CLEVELAND REGIONAL HIGHLIGHTS

- Healthcare is Northeast Ohio’s leading industry with University Hospitals and Cleveland Clinic combined having over 46,000 employees in the area.
- As of 2025, 10 Fortune 500 companies are based in Northeast Ohio.
- According to the 2024 Census Estimate, the Cleveland-Akron-Canton CSA has a population of 3.75 million people. The area is also home to NBA, NFL, and MLB professional franchises.
- Cleveland hosted the 2024 NCAA Women’s Final Four, the NBA All-Star Weekend in 2022, the NFL Draft Fan Fest in 2021, the MLB All-Star Game in 2019, and the Republican National Convention in 2016.
- Case Western Reserve University & Cleveland State University reside in the heart of downtown Cleveland. Combined enrollment is over 28,000 students.
- Developers have rolled out an average of 1,000 new apartment units per year over the past 5 years in Cleveland. According to a recent National Rent Report by Zumper, Cleveland also ranked #1 of the top 100 Cities in terms of one-bedroom rent growth, showing the continuing demand.

TOP EMPLOYERS

COMPANY	EMPLOYEES
Cleveland Clinic	32,251
University Hospitals	14,518
Progressive Insurance	8,379
The MetroHealth System	5,823
KeyCorp	4,812
Case Western Reserve University	4,512
Swagelok Co	4,186
Sherwin-Williams Co	3,430
Lincoln Electric Co	2,800
Nestle USA	2,298



BUBBAKOO'S
BURRITOS
Fujiyama
Japanese Steakhouse

HOBBY
LOBBY

MENARDS

LOWE'S

JCPenney

Auto
Zone

petco

ALDI

Wendy's

Culver's

PANDA EXPRESS
GOURMET CHINESE FOOD

Arby's

Dollar
Bank

F

HEARTLAND
DENTAL

University
Hospitals

CENTER RD
83

18,666 VPD (25)

16,736 VPD (25)

CHESTER RD

34,691 VPD (25)

Walmart

MAPCO



SITE

University Hospitals
HEARTLAND DENTAL





COSTCO WHOLESALE

WYNDHAM HOTELS & RESORTS

Red Robin GOURMET BURGERS & BEERS

PNC

FUNSHI On A Roll, Fun For All

MEZQUITE MEXICAN KITCHEN

KOHL'S

Applebee's GRILL + BAR

INTERSTATE 90

Walmart

34,691 VPD (25)

CHESTER RD

ALDI

Wendy's

18,666 VPD (25)

Culver's

88

CENTER RD

SITE

BEST BUY

16,736 VPD (25)

MAPCO

CITY OF AVON

THE SALVATION ARMY

CHIPOTLE MEXICAN BOWL
JJ HONEYBUN

Bunys BAGELS
WesBanco KeyBank

FRENCH CREEK SQUARE
tropical SMOOTHIE CAFE
MOE's SOUTHWEST GRILL
BIBIBOP asian grill
PENN STATION EAST COAST SLURS

SimSim Mediterranean SUBWAY

Marc's

Starbucks

WINKING LIZARD TAVERN

THE HOME DEPOT

heinen's GROCERY STORE

Bob Evans

CHASE

UNITED STATES POSTAL SERVICE

WELLS FARGO

CHASE

TACO BELL

BURGER KING

University Hospitals

Perkins AMERICAN FOOD CO.

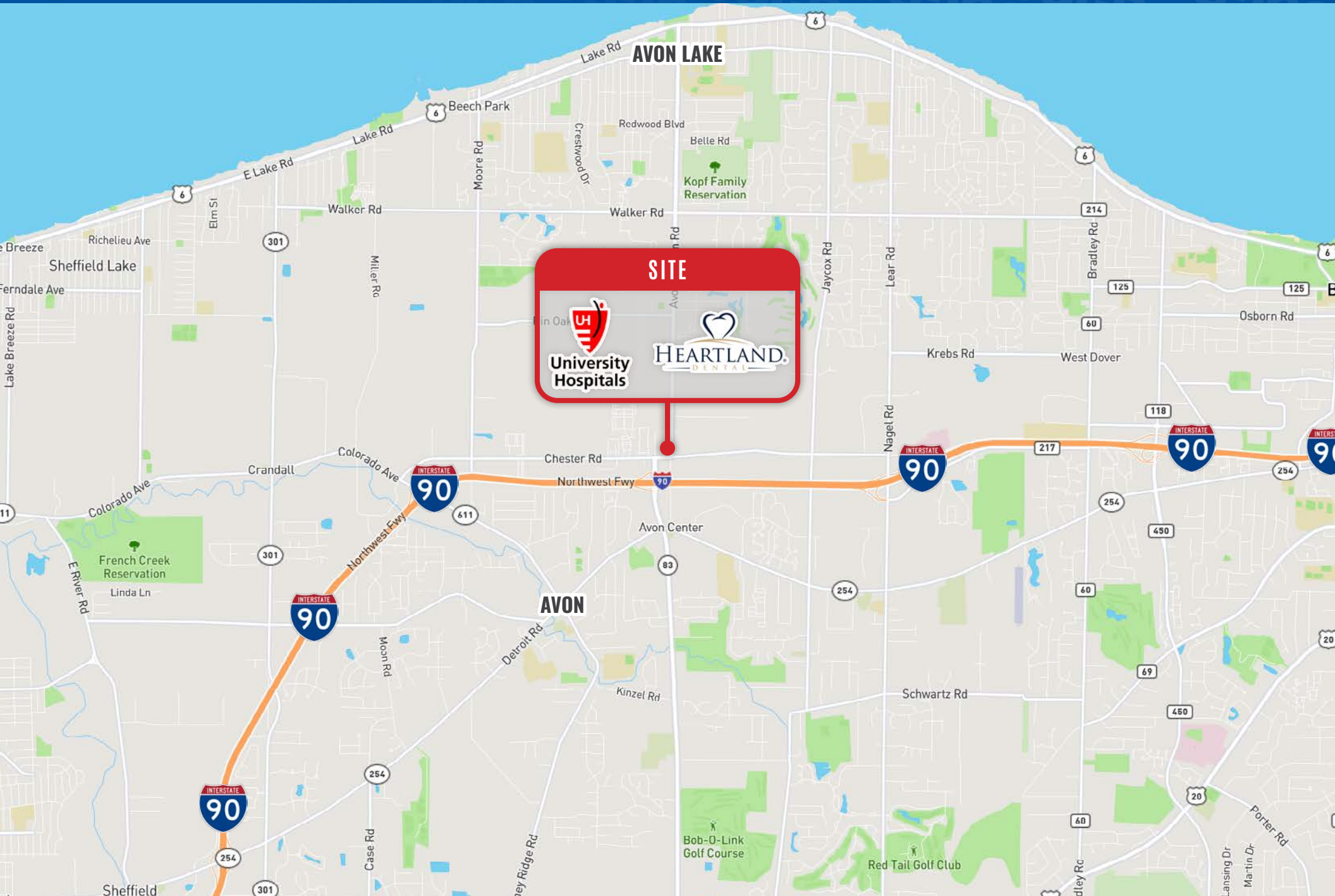
getGo CAFE + MARKET

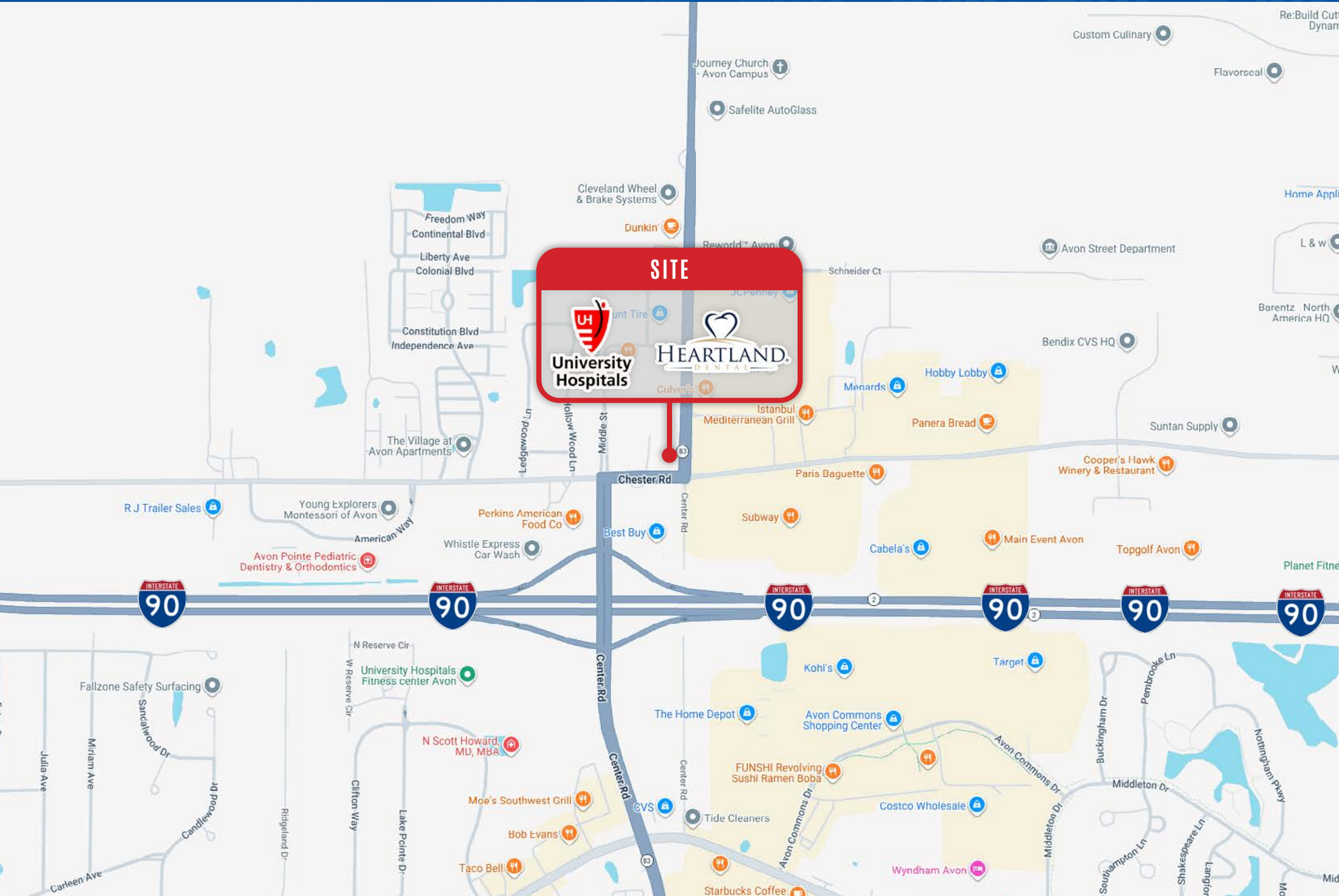
CENTER RD

83

CHESTER RD

MIDDLE ST





POPULATION	1 MILE	3 MILE	5 MILE	7 MILE
Current Year Estimated Population	3,174	42,584	109,849	196,869
5 Year Projected Population	3,200	43,174	111,227	197,568
2020 Census Population	2,742	41,455	106,001	192,100

HOUSEHOLDS	1 MILE	3 MILE	5 MILE	7 MILE
Current Year Estimated Households	1,432	16,310	43,791	79,539
5 Year Projected Households	1,445	16,572	44,367	79,842
2020 Census Households	1,350	15,761	42,120	77,607

AGE	1 MILE	3 MILE	5 MILE	7 MILE
Est. Population Under 10 Years	11.3%	10.2%	10.2%	10.5%
Est. Population 10-19	13.9%	15.0%	13.2%	12.6%
Est. Population 20-30	11.2%	11.9%	11.3%	11.3%
Est. Population 30-44	16.9%	13.9%	15.5%	16.5%
Est. Population 45-59	17.6%	21.6%	20.4%	19.3%
Est. Population 60-74	16.9%	17.9%	19.3%	19.8%
Est. Population 75 Years or Over	12.2%	9.6%	10.0%	10.0%

INCOME	1 MILE	3 MILE	5 MILE	7 MILE
Est. HH Inc \$200,000 or more	13.1%	26.9%	22.4%	17.3%
Est. HH Inc \$150,000 to \$199,999	12.9%	14.8%	14.5%	12.6%
Est. HH Inc \$100,000 to \$149,999	18.4%	20.0%	20.3%	19.7%
Est. HH Inc \$75,000 to \$99,999	14.1%	10.1%	11.5%	12.5%
Est. HH Inc \$50,000 to 74,999	16.4%	11.3%	13.6%	15.3%
Est. HH Inc \$35,000 to \$49,999	6.5%	5.6%	6.2%	7.7%
Est. HH Inc \$25,000 to \$34,999	3.0%	3.6%	4.5%	5.0%
Est. HH Inc \$15,000 to \$24,999	1.6%	2.6%	3.0%	4.0%
Est. HH Inc Under \$15,000	14.0%	5.0%	4.0%	6.0%
Est. Average Household Income	\$112,883	\$169,872	\$159,118	\$137,037
Est. Median Household Income	\$85,481	\$128,583	\$115,970	\$98,917
Est. Per Capita Income	\$50,918	\$65,063	\$63,432	\$55,366

5 MILE RADIUS DEMOGRAPHICS

109,849
Population

45
Median Age

2.47
Avg. HH Size

AVERAGE HOUSEHOLD INCOME

1 Mile	\$112,883
3 Mile	\$169,872
5 Mile	\$159,118

