



KINGS CROSSING

LAKE MARY / SANFORD (ORLANDO) FL

Join Publix and ~260 multi-family units in new mixed use project in a hyper high-growth submarket in central Florida.

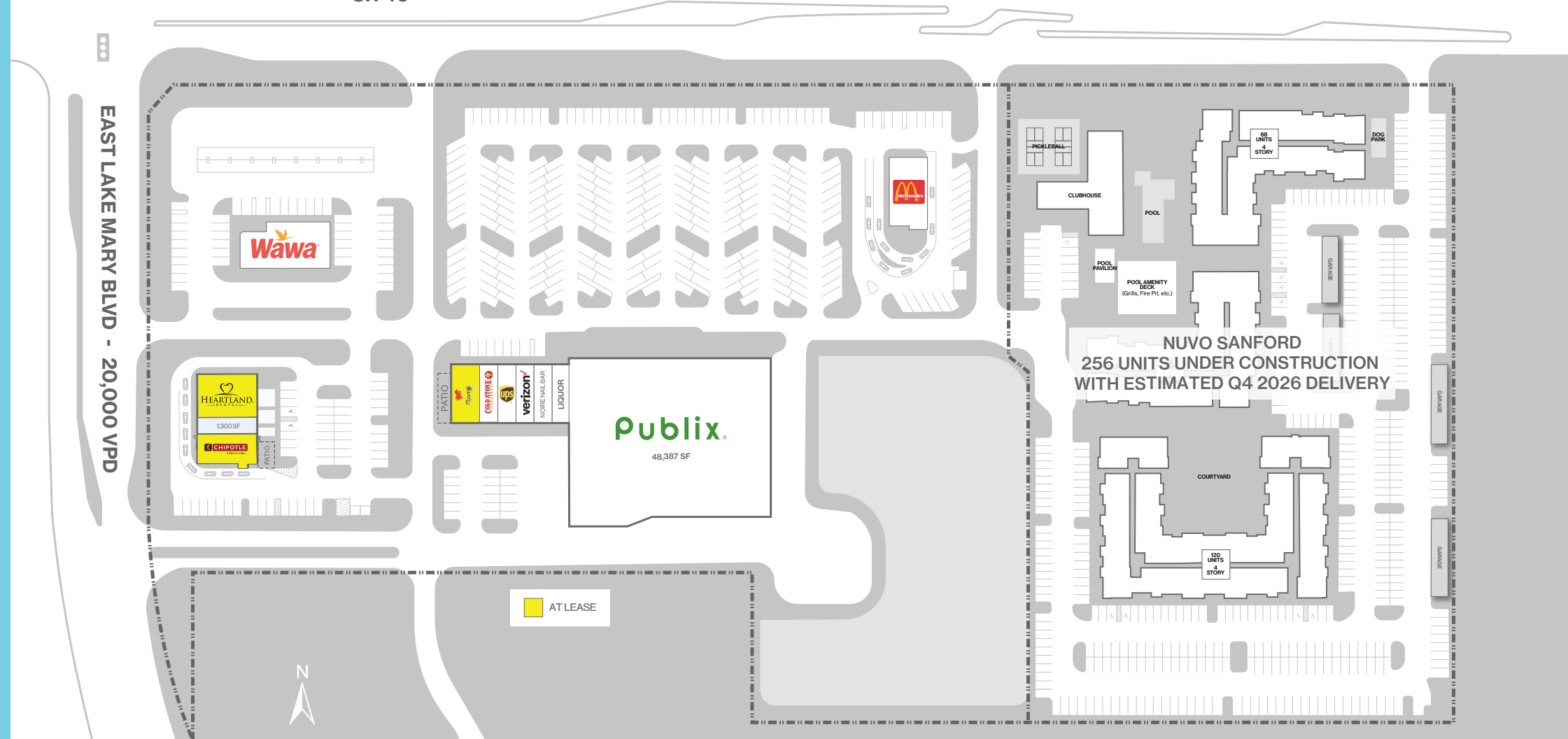
Close proximity to destinations including Orlando Sanford Airport (3.3M annual passengers) and Downtown Sanford.

Strategic positioning at highly trafficked intersection with main arterial to Downtown Orlando and Daytona Space Coast.

Outparcel Available.



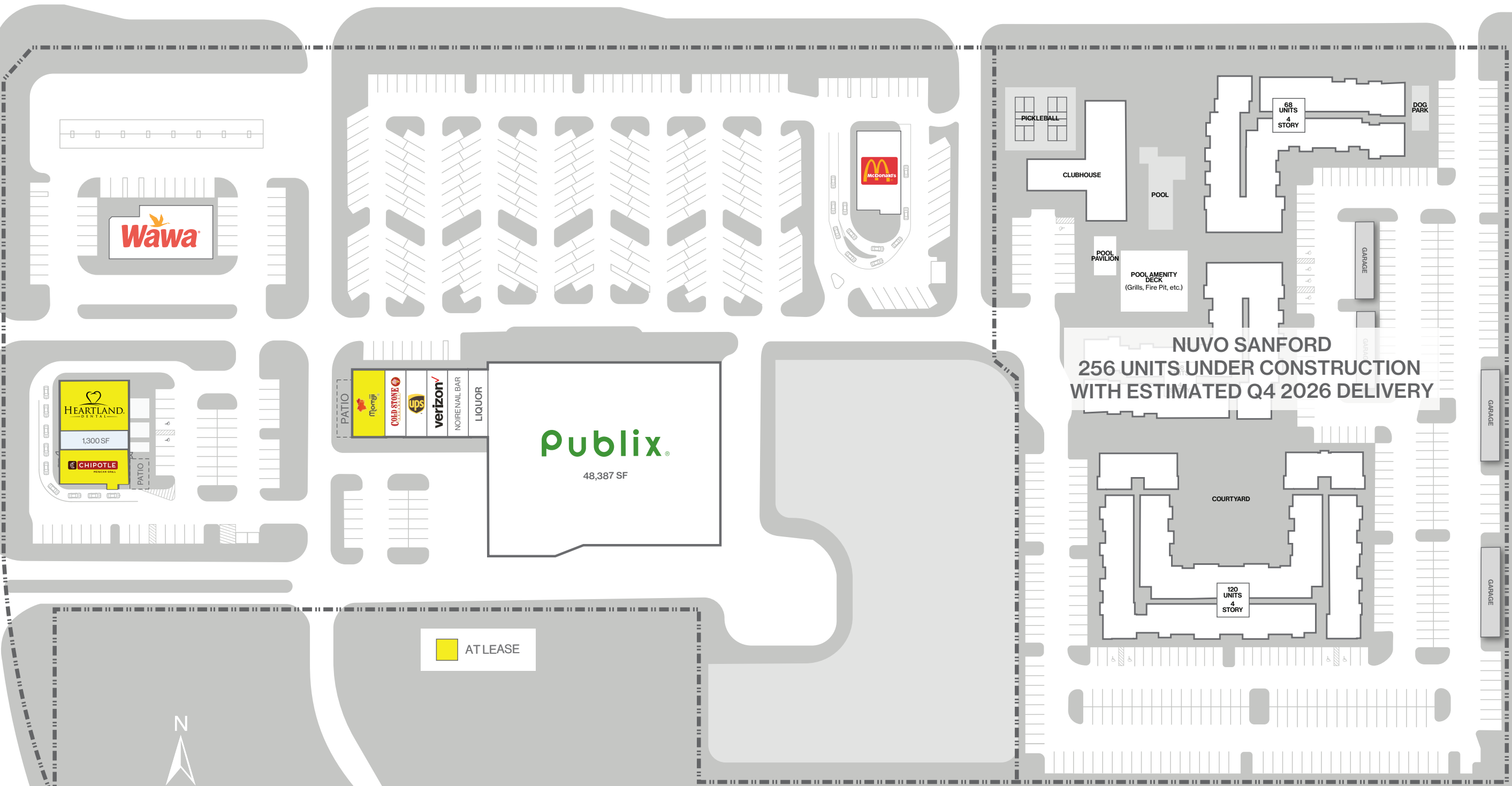
SR 46



Site Plan

SR 46

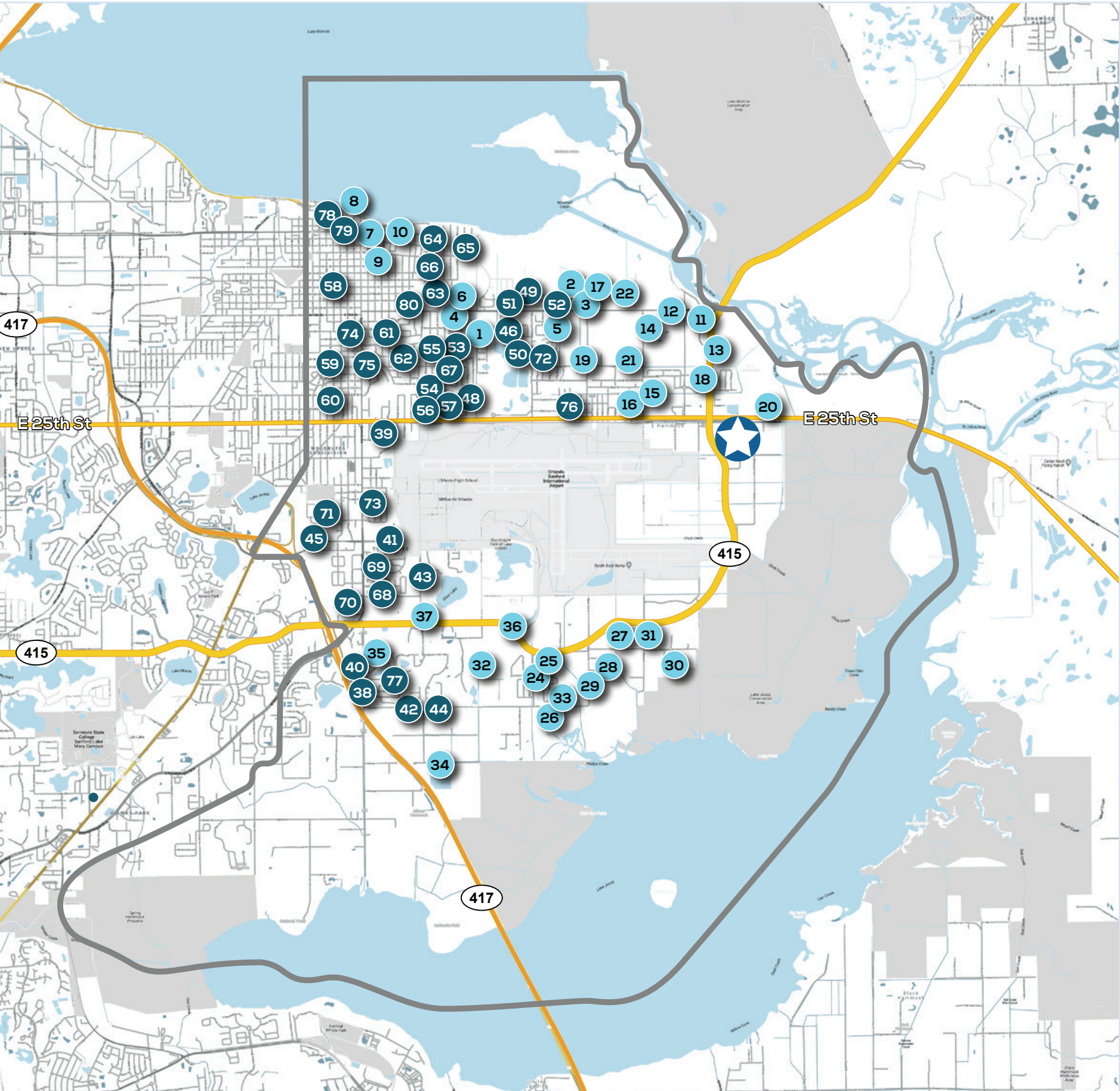
EAST LAKE MARY BLVD - 20,000 VPD



Location Highlights



Residential Highlights



NEW DEVELOPMENT

#	NAME OF DEVELOPMENT	RESIDENTIAL UNIT NUMBERS
1	NEW TRIBES RETREAT	414
2	CELERY RESERVE	120
3	CELERY POINTE	100
4	CELERY OAKS	112
5	CELERY COVE	37
6	CELERY OAKS / 1701 CELERY AVE.	414
7	HERITAGE PARK	56
8	MARINA ISLE ALF	130
9	GEORGE TOWN SQUARE	90
10	MAYFAIR INN HOTEL	125
11	RIVERS EDGE	60
12	MARINA VISTA	116
13	PRESERVE @ ST. JOHNS RIVER	60
14	ESTATES @ LAKE MUNROE	53
15	ROSE CREST	143
16	RIVER BEND VILLAGE	536
17	RIVERSIDE RESERVE	76
18	STERLING MEADOWS	209
19	1901 SIPES AVE.	16
20	RIVER DELTA PRESERVE	180
21	BEARDALL ESTATES	108
22	RIVERSIDE OAKS	125
23	LANDINGS	110
24	KENSINGTON RESERVE	387
25	WYNDHAM PRESERVE	244
26	WYNDHAM PRESERVE / PINEWAY	26
27	SKYWAY DRIVE / SURREY HOMES	200
28	SPIPES AVE. TOWNHOMES	121
29	BRENTHURST	116
30	RIVER RUN PRESERVE	94
31	PARKVIEW PLACE	70
32	SILVESTRY ESTATES	430
33	BRISSON PLACE / 1320 PINEWAY	45
34	OAKWAY ENCLAVE	260
35	ROSE HILL	9
36	HAMPTON INN	110
37	SILVER LAKE COVE	14

NUMBER OF NEW UNITS 5,516

EXISTING SUBDIVISIONS

#	NAME OF DEVELOPMENT	RESIDENTIAL UNIT NUMBERS
38	BAKERS CROSSING	243
39	PRINCETON PLACE	4
40	ROSE HILL - SEMINOLE	86
41	TREVISIO (TH)	200
42	MAGNOLIA PARK/CLUBS (CONDO)	171
43	WHIPPOORWILL	26
44	MAGNOLIA PARK/SF	170
45	CEDAR HILL/PINECREST	12
46	CEDAR HILL/MARONDA	101
47	CELERY KEY	300
48	CELERY LAKES	299
49	TUSCA PLACE	98
50	PALM POINT	100
51	CELERY ESTATES	127
52	SANFORD TRAILS ESTATES	8
53	CEDAR HILL	114
54	BEL-AIR	195
55	WASHINGTON OAKS	180
56	SANFO PARK	83
57	WYNNEWOOD	126
58	OLD SANFORD HISTRIC DIST	441
59	HIGHLAND PARK	105
60	FRANKLIN TERRACE	80
61	SAN LANTA	347
62	MAGNOLIA HEIGHTS	57
63	SOUTH SCOTT AVE.	39
64	MAYFAIR	81
65	MARVANIA	51
66	FORT MELLON	69
67	TREVISIO TOWNHOMES	180
68	BRYNHAVEN	212
69	SANORA	140
70	MONROE MEADOWS	116
71	SOUTH PINE CREST	143
72	PALM POINT	100
73	WOODMERE PARK	227
74	SANFORD HEIGHTS	105
75	ROSE COURT	93
76	MIDWAY	869
77	MAGNOLIA CLUB	114
78	PARK @ REVELLO	256
79	GATEWAY @ RIVERWALK	63
80	BUENA VISTA	108

NUMBER OF EXISTING UNITS 6,639

SANFORD | FLORIDA



NADG

360 S. Rosemary Avenue, Suite 400
West Palm Beach, Florida 33401

📞 561.578.8700

🌐 www.nadg.com

✉️ info@nadg.com

The attached information is presented without warranty or representation of any kind and solely for the purpose of identifying the approximate location of potential buildings as presently contemplated by the owner/landlord, but subject to change or cancellation at any time. Proposed building dimensions, locations, access, common areas and parking, existing or anticipated tenants and their locations and identities are all subject to cancellation or change at the owner's/landlord's sole discretion at any time.