

For Lease

11,500 - 41,000 SF Warehouse Space - Lodi New Jersey

10 Dell Glen Ave, Lodi, NJ 07644



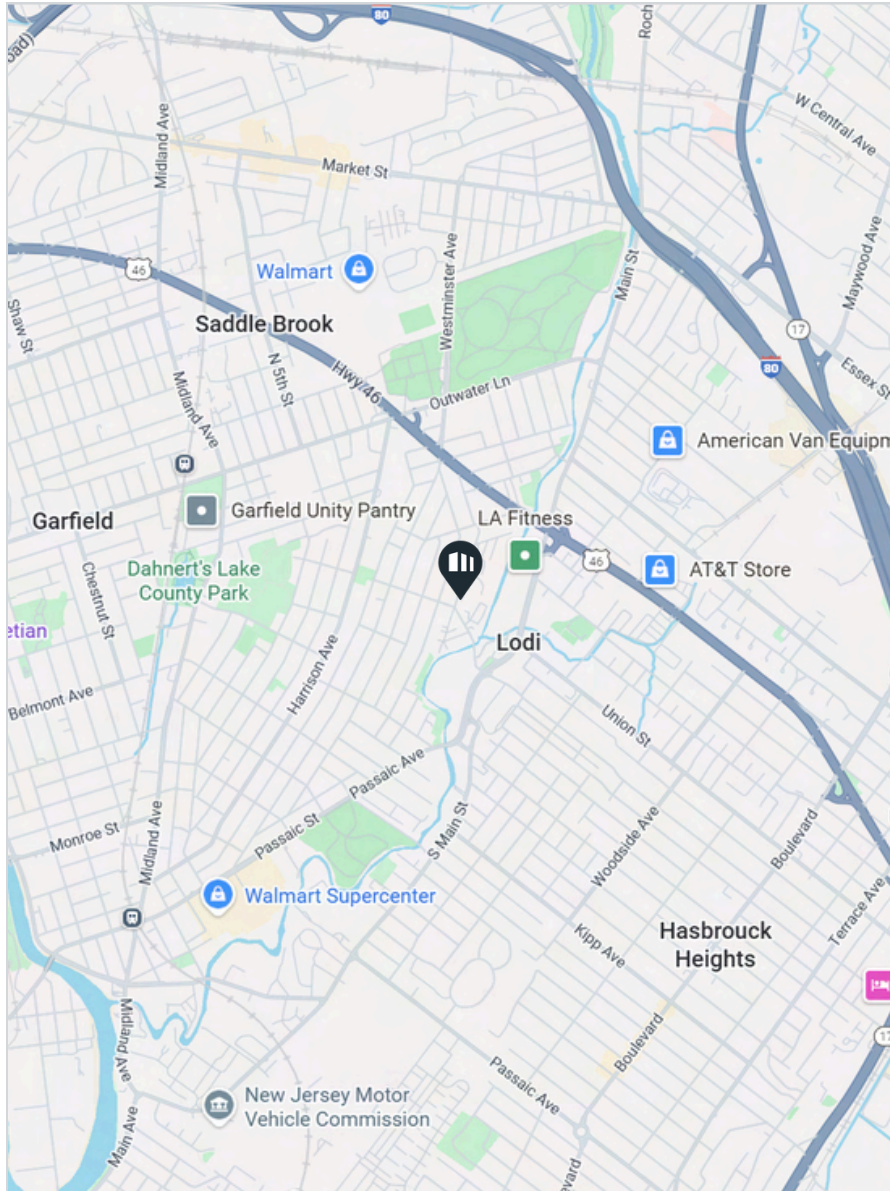
Avrummy Deutsch
347.772.8786
avrum@indxrealty.com

Duvy Biller
347.987.9667
duvy@indxrealty.com

Lipa Spitzer
917.440.6080
lipa@indxrealty.com

INDX
REALTY

Location & Specifications




Available SF	11,500 - 41,000
Clear Height	Ground level - 14' Clear Second floor - 11' Clear
Dock Doors	3 loading docks
Drive-In Doors	2 Drive in doors
Trailer Parking	Available
LED Lighting	Yes
Auto Parking	Available
Power	600 Amps
GAS	Available



Images - Exterior




Images - Ground Floor Space A



Images - Ground Floor Space B



Images - Second Floor Space C





Saddle River

23

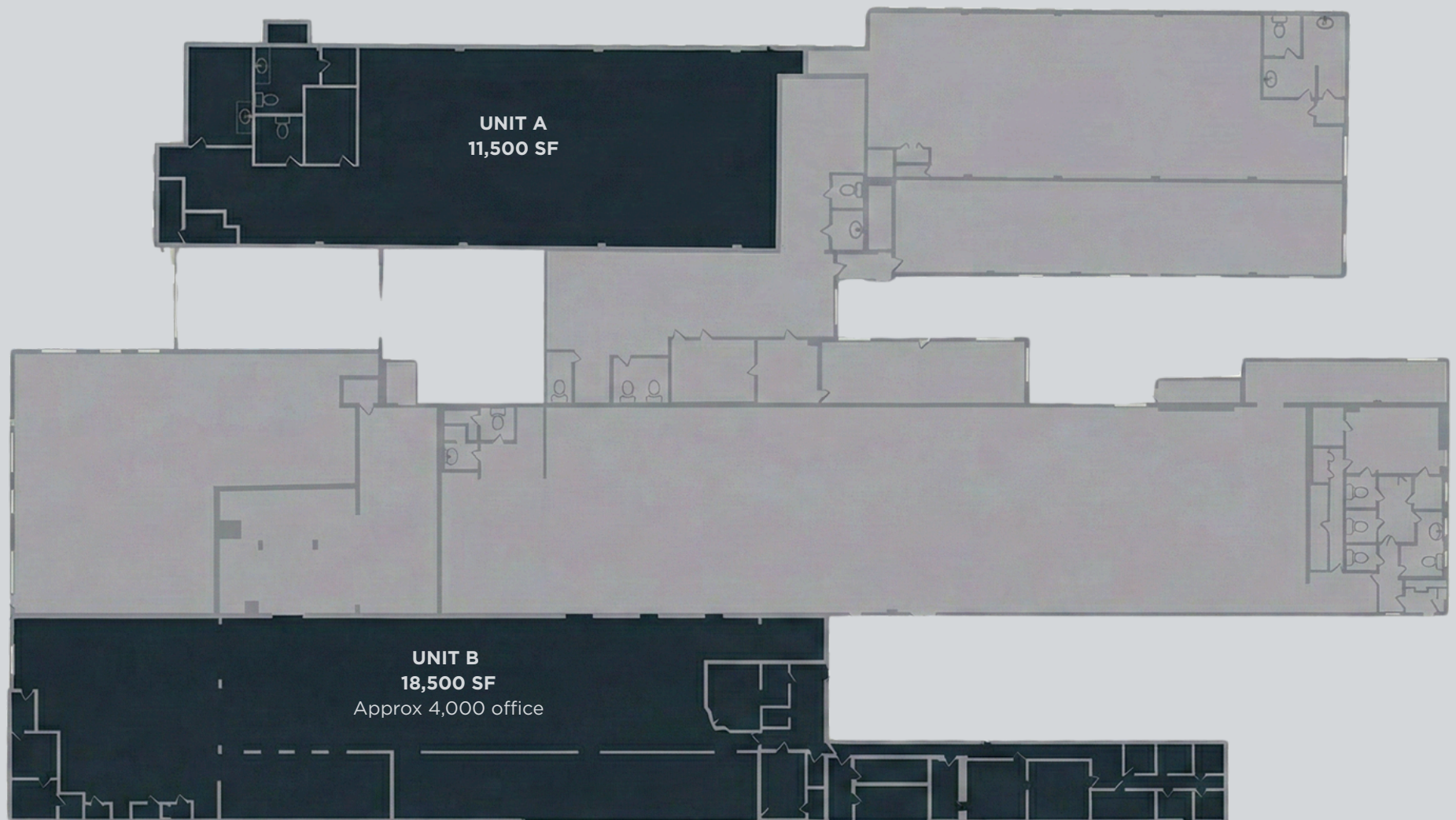
13

9

12


74

Floorplan - First Floor



This floor plan is for marketing purposes only. All measurements, fixtures, and layouts are approximate and subject to verification.

Floorplan - Second Floor



This floor plan is for marketing purposes only. All measurements, fixtures, and layouts are approximate and subject to verification.

10 Dell Glen Ave Lodi, NJ 07644

11,500 - 41,500 SF Warehouse Space For Lease

LIPA SPITZER

917.440.6080

lipa@indxrealty.com

DUVY BILLER

347.987.9667

duvy@indxrealty.com

AVRUMY DEUTSCH

347.772.8786

avrum@indxrealty.com

