



+/- 413,400 SQUARE FEET AVAILABLE FOR LEASE

DIVISIBLE TO +/-100,000SF

WEST PULLMAN INDUSTRIAL CENTER

RARE SPECULATIVE DEVELOPMENT
IN CHICAGO'S WEST PULLMAN PMD

+/- 413,400 SF TROPHY CLASS A INDUSTRIAL

Q2 2026 ESTIMATED DELIVERY

FULLY ENTITLED INFILL DEVELOPMENT SITE

6B TAX ABATEMENT



LOCAL MARKET EXPERTS

JACKIE SHROPSHIRE

Senior Vice President, Brokerage

+1 312 228 3247

jackie.shropshire@jll.com

MICHAEL CONWAY

Senior Vice President, Brokerage

+1 815 529 7100

michael.conway@jll.com

SCOTT DUERKOP

Managing Director, Brokerage

+1 312 952 0260

scott.duerkop@jll.com

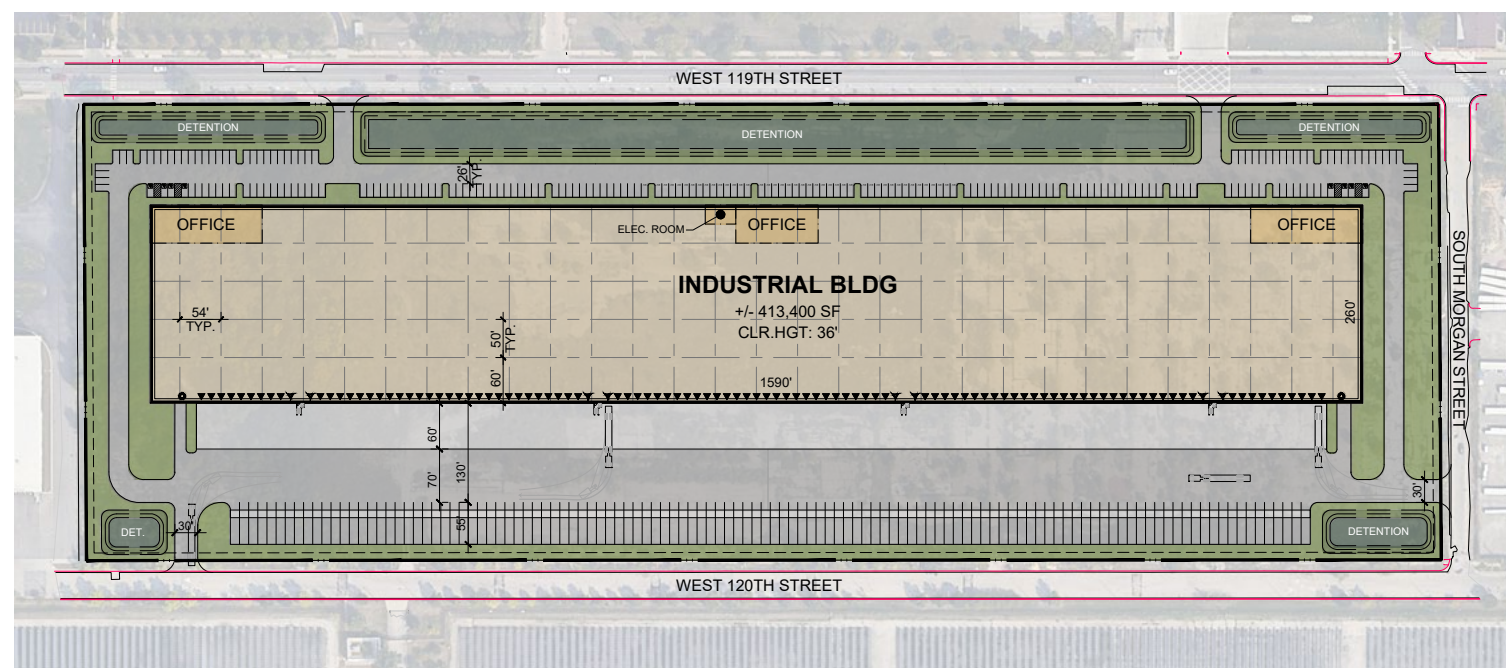


Jones Lang LaSalle Midwest, LLC

PROPERTY SPECS (DIVISIBLE TO +/- 100,000 SF)

ADDRESS	1001 W. 119th St
LOCATION	Chicago, IL
BUILDING SIZE	+/- 413,400 SF
OFFICE SIZE	+/- 18,900 (4.5%)
SITE SIZE	24.3 acres
CONSTRUCTION TYPE	Load bearing precast
CLEAR HEIGHT	36'
DOCK POSITIONS	55 dock doors (42 knockouts)
BAY SPACING	54'x50' (warehouse) 54'x60' (dock area)
PARKING	Trailer: 119 stalls Car: 173 stalls (43 EV ready)
TRUCK COURT DEPTH	130'
POWER	4,000A, 480/277 3PH
ROOF TYPE	60mil TPO
SUSTAINABILITY	LEED Silver Certified
ASKING RATE	Subject to Offer (STO)
TAXES PSF	\$2.25 PSF (Estimated)
CAM PSF	\$0.50 PSF (Estimated)

(Divisible to +/-100,000 SF)



+/- 413,400 SF TROPHY CLASS A INDUSTRIAL

PRIME, 24-ACRE SITE

15-MILES SOUTH OF CHICAGO'S CBD

ADJACENT TO I-57, CONNECTING TO I-94

PROXIMATE TO MAJOR INTERMODAL TERMINALS

CHICAGO SOUTH INDUSTRIAL SUBMARKET

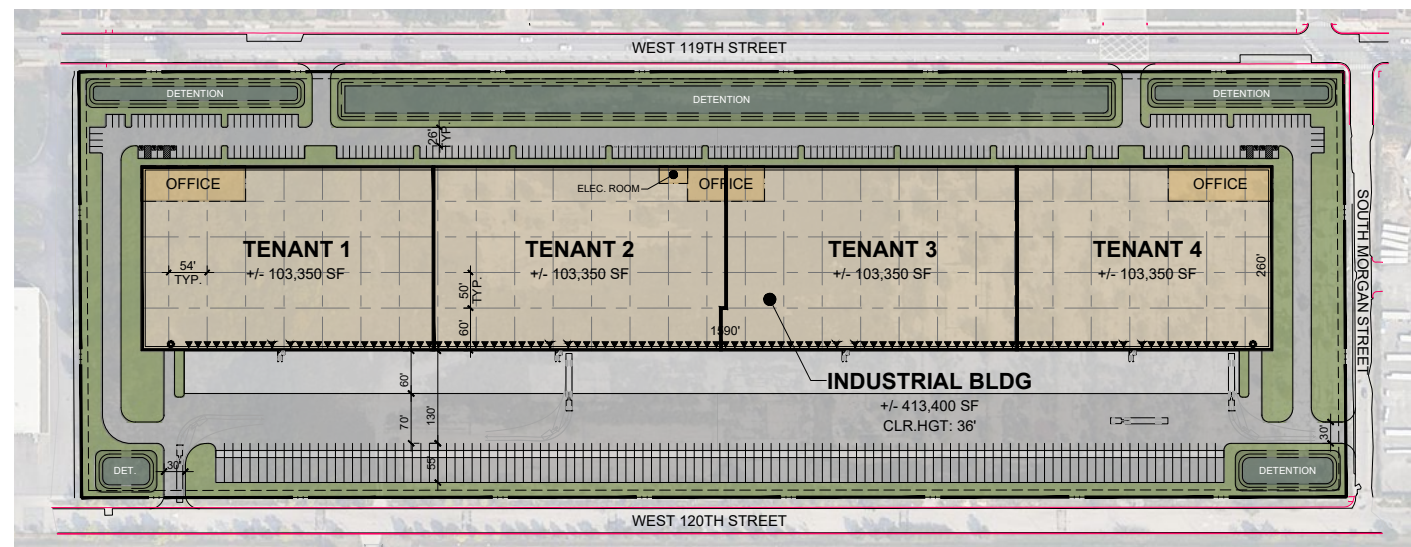
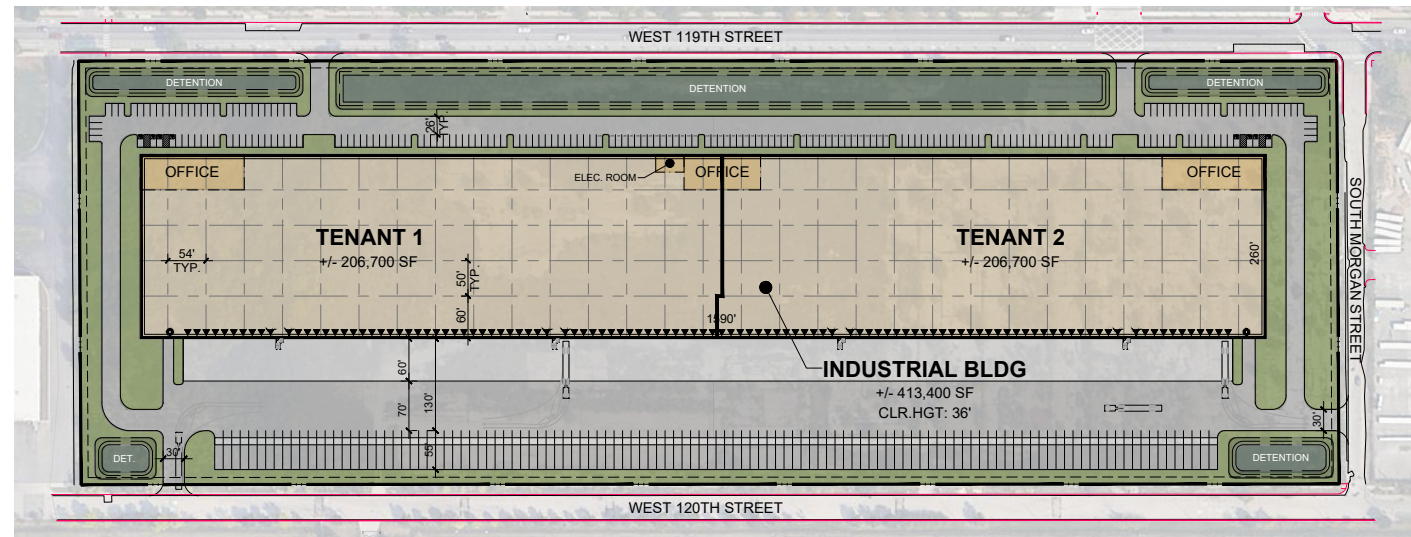
AMENITY-RICH LOCATION WITH DENSE DEMOGRAPHICS

LEED SILVER CERTIFICATION

PROPERTY SPECS (DIVISIBLE TO +/- 100,000 SF)

ADDRESS	1001 W. 119th St
LOCATION	Chicago, IL
BUILDING SIZE	+/- 413,400 SF
OFFICE SIZE	+/- 18,900 (4.5%)
SITE SIZE	24.3 acres
CONSTRUCTION TYPE	Load bearing precast
CLEAR HEIGHT	36'
DOCK POSITIONS	55 dock doors (42 knockouts)
BAY SPACING	54'x50' (warehouse) 54'x60' (dock area)
PARKING	Trailer: 119 stalls Car: 173 stalls (43 EV ready)
TRUCK COURT DEPTH	130'
POWER	4,000A, 480/277 3PH
ROOF TYPE	60mil TPO
SUSTAINABILITY	LEED Silver Certified
ASKING RATE	Subject to Offer (STO)
TAXES PSF	\$2.25 PSF (Estimated)
CAM PSF	\$0.50 PSF (Estimated)

(Divisible to +/-100,000 SF)



REGIONAL MAP

KEY DISTANCES

I-57 4 miles

I-94 4 miles

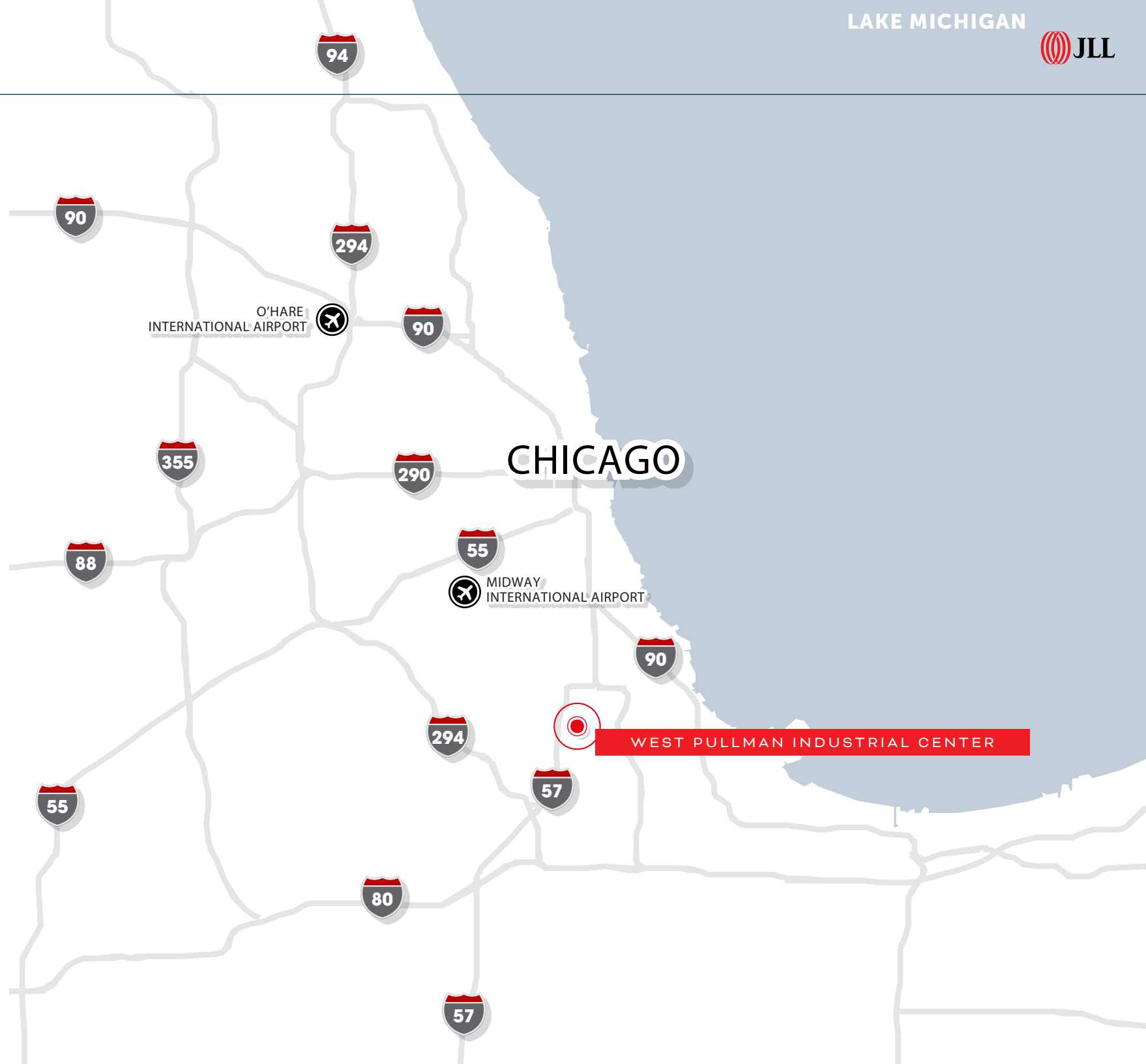
IAIS INTERMODAL TERMINAL 4.2 miles

NS INTERMODAL TERMINAL 5.2 miles

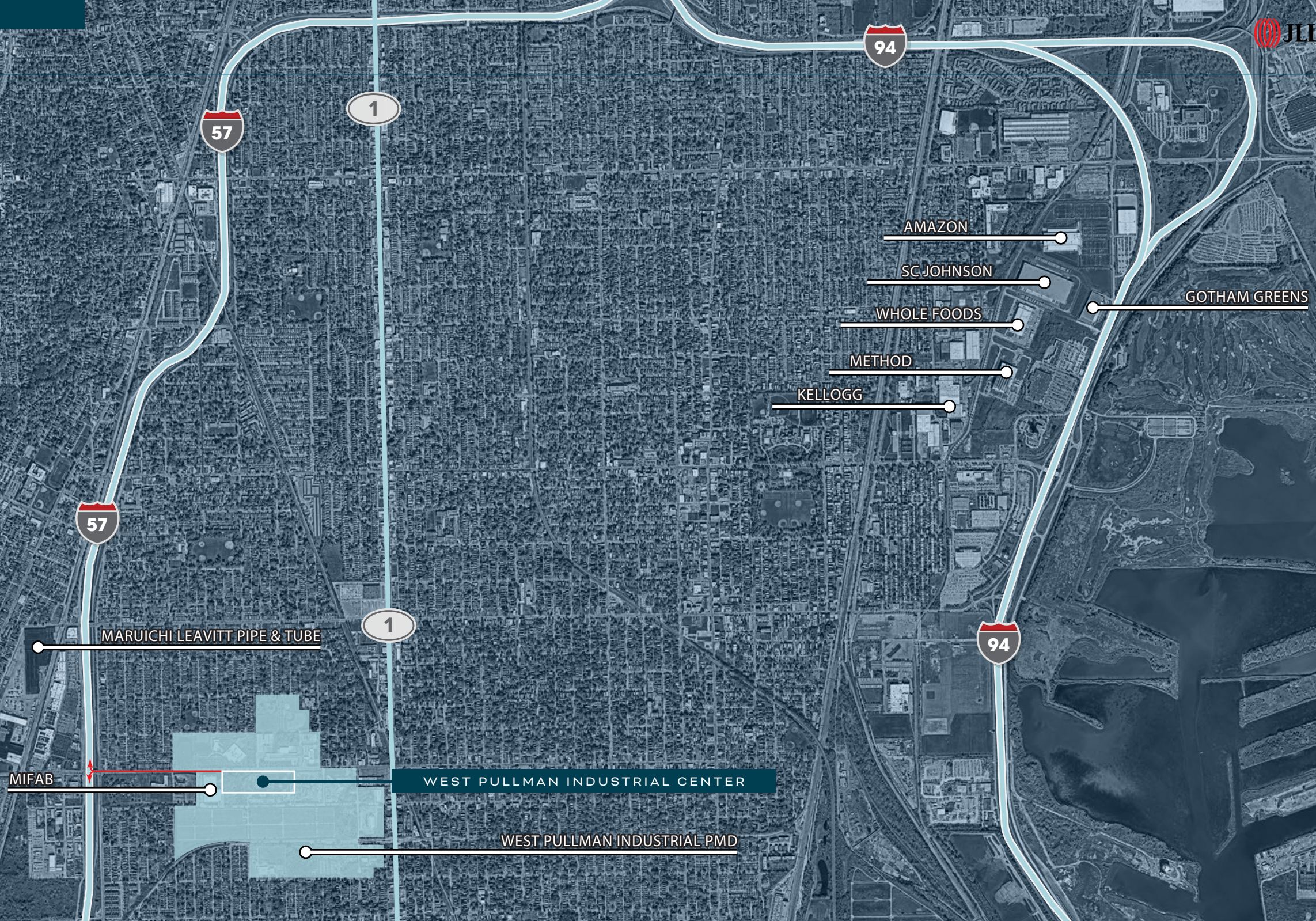
UP INTERMODAL TERMINAL 5.4 miles

CHICAGO MIDWAY AIRPORT 13 miles

CHICAGO O'HARE AIRPORT 32 miles



LOCAL MAP



57

1

94

AMAZON

SC JOHNSON

WHOLE FOODS

GOTHAM GREENS

METHOD

KELLOGG

57

1

94

MARUICHI LEAVITT PIPE & TUBE

MIFAB

WEST PULLMAN INDUSTRIAL CENTER

WEST PULLMAN INDUSTRIAL PMD

LOCAL MARKET EXPERTS



JACKIE SHROPSHIRE

Senior Vice President, Brokerage

+1 312 228 3247

jackie.shropshire@jll.com

MICHAEL CONWAY

Senior Vice President, Brokerage

+1 815 529 7100

michael.conway@jll.com

SCOTT DUERKOP

Managing Director, Brokerage

+1 312 952 0260

scott.duerkop@jll.com

Although information has been obtained from sources deemed reliable, neither Owner nor JLL makes any guarantees, warranties or representations, express or implied, as to the completeness or accuracy as to the information contained herein. Any projections, opinions, assumptions or estimates used are for example only. There may be differences between projected and actual results, and those differences may be material. The Property may be withdrawn without notice. Neither Owner nor JLL accepts any liability for any loss or damage suffered by any party resulting from reliance on this information. If the recipient of this information has signed a confidentiality agreement regarding this matter, this information is subject to the terms of that agreement.

©2004 Jones Lang LaSalle IP, Inc. All rights reserved