



Hollins Ferry Logistics Center

4653 Hollins Ferry Road, Baltimore, MD 21227



Specifications

101,000 sq. ft. +/-
AVAILABLE

3,000 sq. ft. +/-
EXISTING OFFICE

Wet
SPRINKLER

26'
CLEAR HEIGHT

33' x 50'
COLUMN SPACING

fenced and secured
SECURITY

800 Amps
POWER SPECS

2 oversized ramped
DRIVE-IN DOORS

15
DOCK DOORS

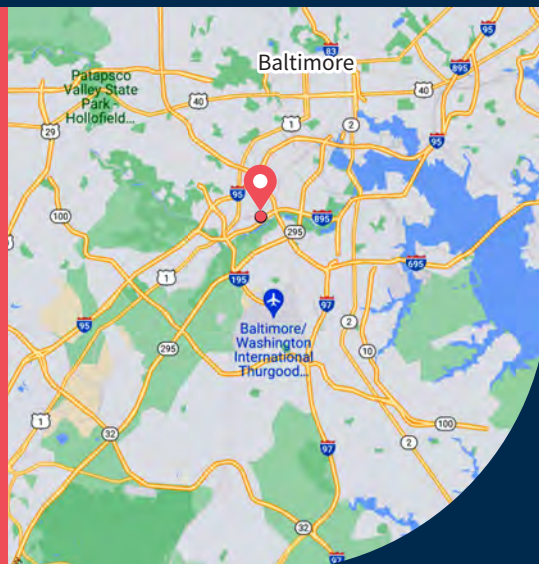
Within a 3 mile radius:

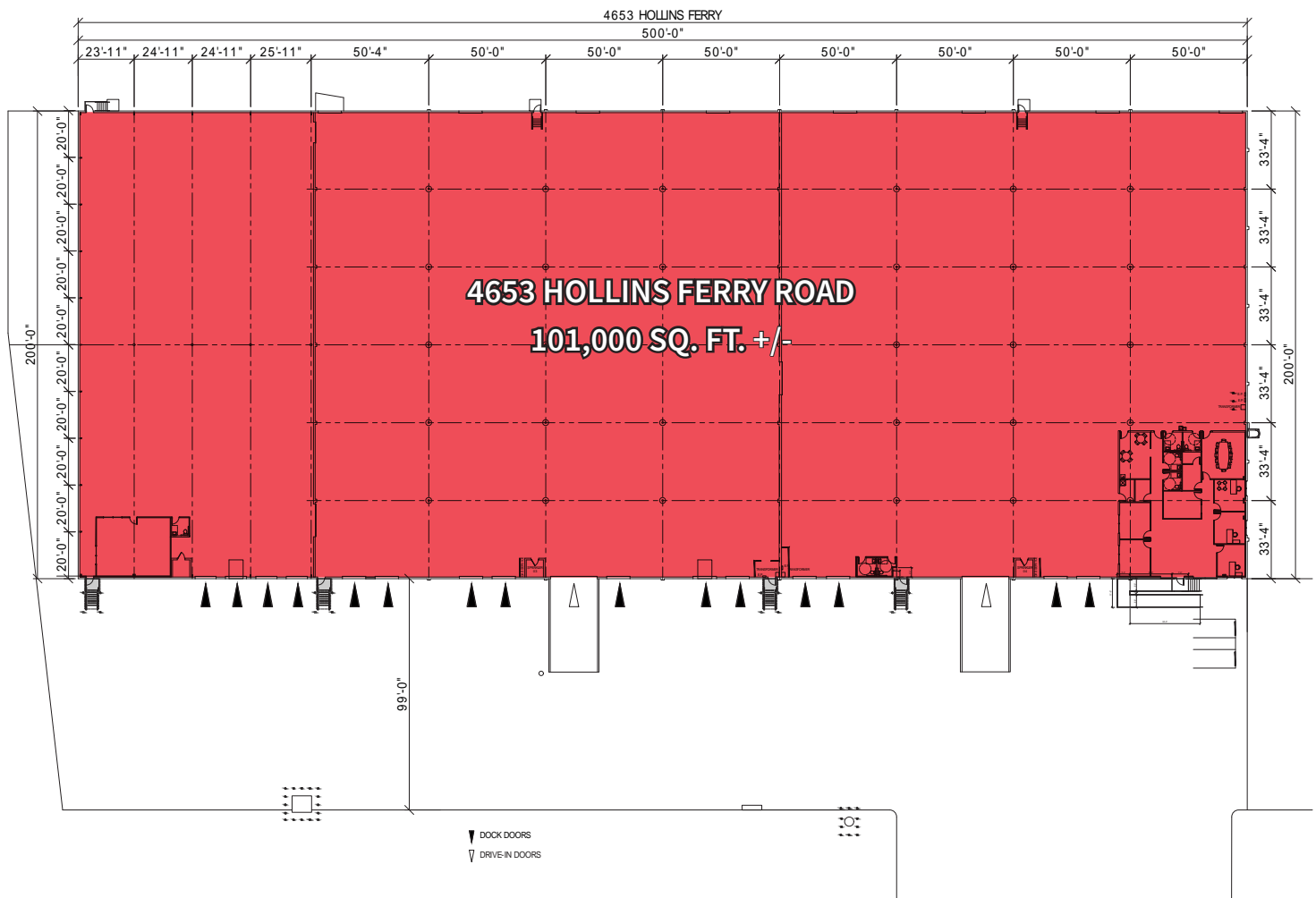
Population:
81,261

Median Age:
37.3

Number of Households:
29,567

Average Household Income:
\$95,215








Warehouse

Brookfield
Properties

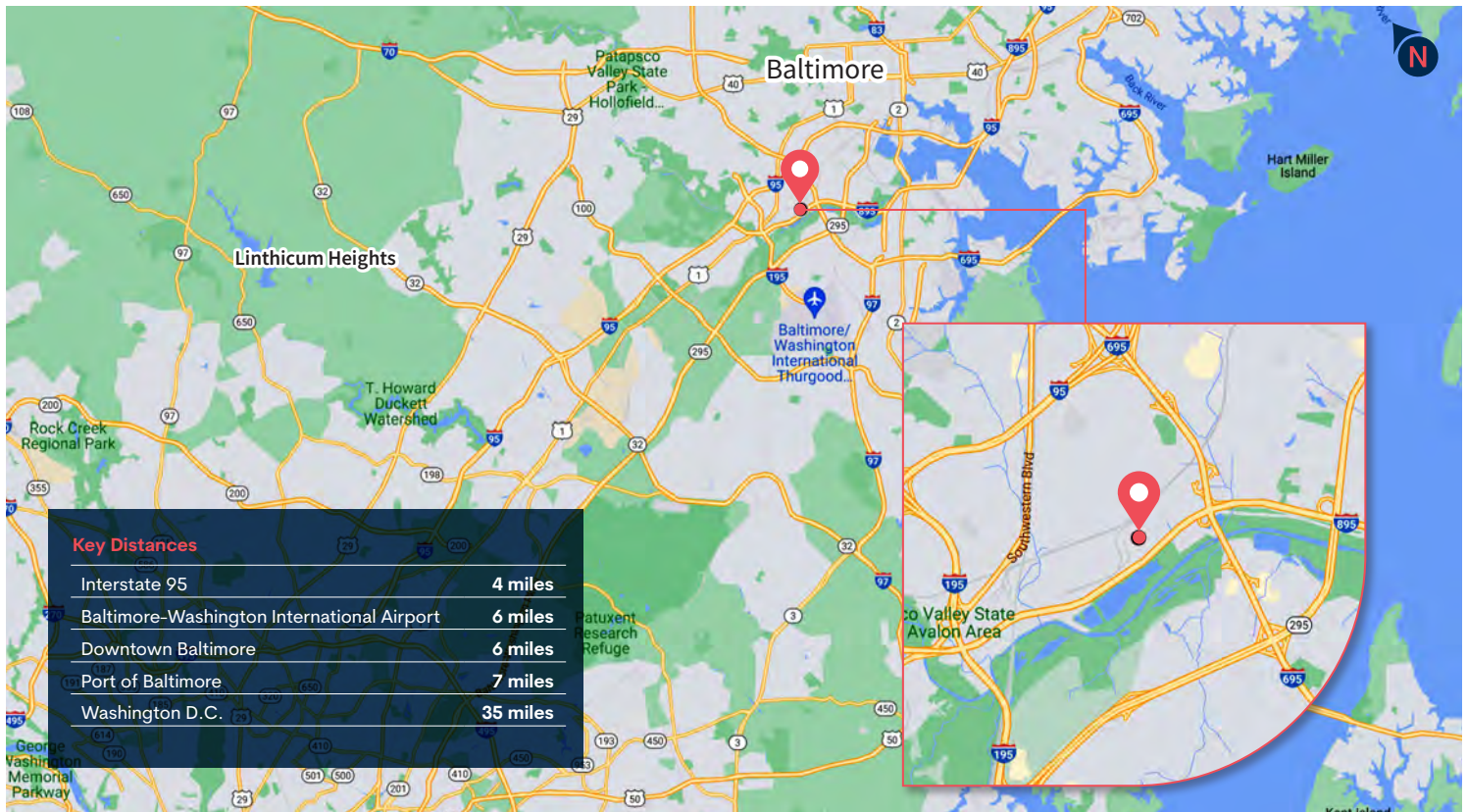






Area Map & Key Distances

Brookfield Properties



Contacts



Ben Meisels
D 443.451.2614
ben.meisels@jll.com

Rob Maddux
D 443.931.3353
rob.maddux@jll.com

Brookfield Properties

Peyton Murray
D 404.941.8558
peyton.murray@brookfieldproperties.com

Although information has been obtained from sources deemed reliable, neither Owner nor JLL makes any guarantees, warranties or representations, express or implied, as to the completeness or accuracy as to the information contained herein. Any projections, opinions, assumptions or estimates used are for example only. There may be differences between projected and actual results, and those differences may be material. The Property may be withdrawn without notice. Neither Owner nor JLL accepts any liability for any loss or damage suffered by any party resulting from reliance on this information. If the recipient of this information has signed a confidentiality agreement regarding this matter, this information