



KIRKLAND HOUGHTON DEVELOPMENT SITE

906-910 6TH ST S | KIRKLAND, WA

TABLE OF CONTENTS

01

INVESTMENT
SUMMARY

02

LOCATION
OVERVIEW

*Exclusively
Listed by*

ROSS KLINGER
Executive Vice President
425.450.1146
ross.klinger@kidder.com

RYAN JONES
Senior Vice President
425.450.1117
ryan.jones@kidder.com

KIDDER.COM



The information contained in the following Marketing Brochure is proprietary and strictly confidential. It is intended to be reviewed only by the party receiving it from Kidder Mathews and should not be made available to any other person or entity without the written consent of Kidder Mathews.

This Marketing Brochure has been prepared to provide summary, unverified information to prospective purchasers, and to establish only a preliminary level of interest in the subject property. The information contained herein is not a substitute for a thorough due diligence investigation. Kidder Mathews has not made any investigation, and makes no warranty or representation, with respect to the income or expenses for the subject property, the future projected financial performance of the property, the size and square footage of the property and improvements, the presence or absence of contaminating substances, PCB's or asbestos, the compliance with State and Federal regulations, the physical condition of the improvements thereon, or the financial condition or business prospects of any tenant, or any tenant's plans or intentions to continue its occupancy of the subject property. The information contained in this Marketing Brochure has been obtained from sources we believe to be reliable; however, Kidder Mathews has not verified, and will not verify, any of the information contained herein, nor has Kidder Mathews conducted any investigation regarding these matters and makes no warranty or representation whatsoever regarding the accuracy or completeness of the information provided. All potential buyers must take appropriate measures to verify all of the information set forth herein.

This information has been secured from sources we believe to be reliable. We make no representations or warranties, expressed or implied, as to the accuracy of the information. References to square footage or age are approximate. Recipient of this report must verify the information and bears all risk for any inaccuracies.



INVESTMENT SUMMARY

A 15,511 SF SITE IN THE HEART OF KIRKLAND, WA

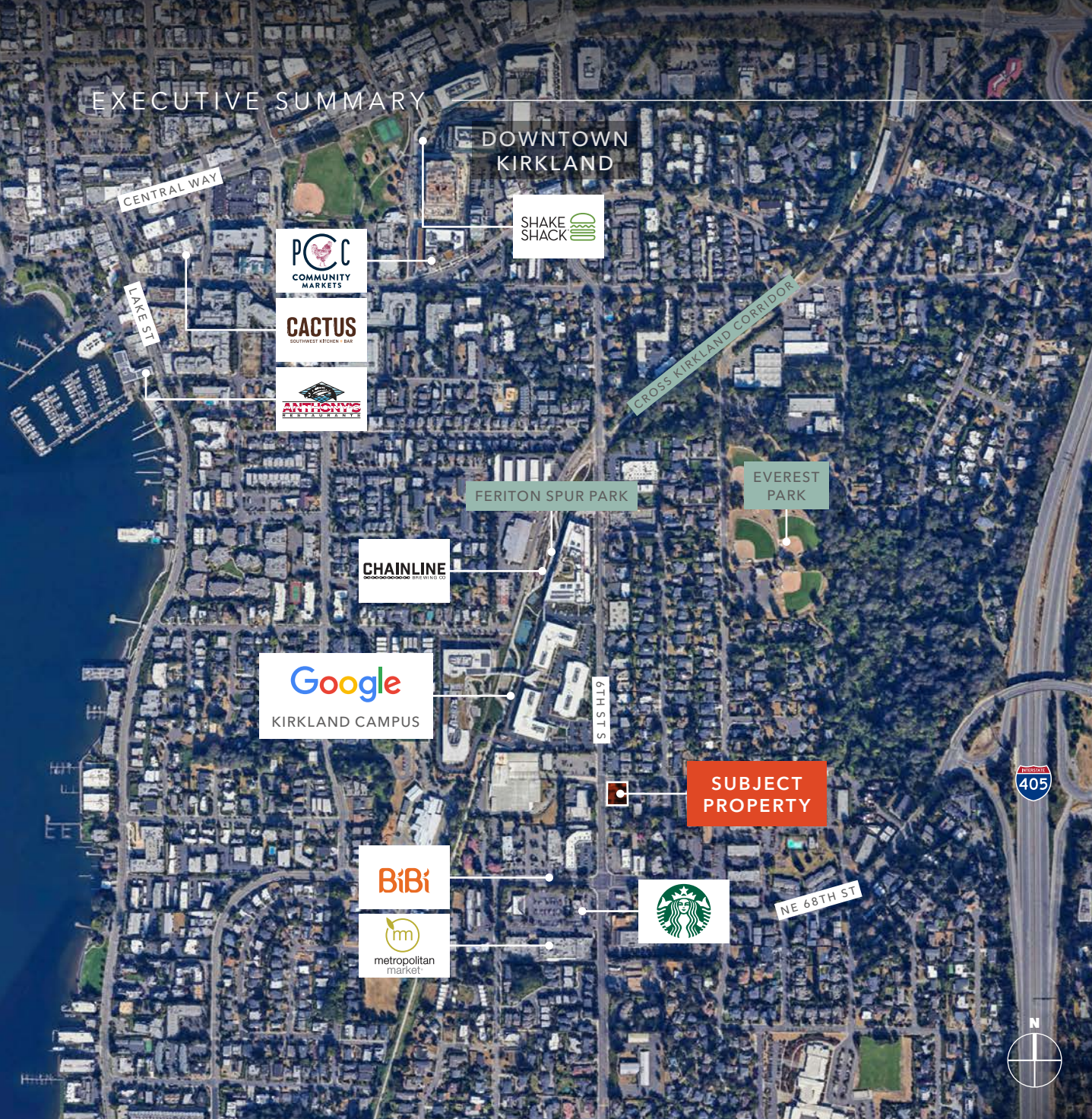
\$5,300,000

PURCHASE PRICE

SITE ADDRESS	906-910 6th St S, Kirkland, WA 98033
PROPERTY TYPE	Duplex / Urban Development
ENTITLEMENT STATUS	None
PARCEL NUMBERS	082505-9105, 082505-9315
ZONING	PR 5.0 – Four or more new dwelling units shall provide at least 10% of the units as affordable housing units, as defined in Chapter 5 KZC.
TOTAL LAND	15,511 SF (0.36 AC)
MAX LOT COVERAGE	70%
MAX HEIGHT LIMIT	30' above ABE
PERMITTED USES	Townhomes, Multifamily, Office, Retail
ARCHITECTURAL WORK	None



EXECUTIVE SUMMARY



INVESTMENT HIGHLIGHTS

A RARE, CENTRALLY POSITIONED 15,511 SF KIRKLAND SITE

Located near downtown Kirkland, the site offers easy access to Redmond and Bellevue via NE 85th St and I-405.

STRONG LEASING ACTIVITY AND DEMAND IN THE REGION

Kirkland area multi-family vacancy is a low 5.6%. Despite the 275 units delivered in 2023, net absorption was positive 377 units, indicating strong demand.

MAJOR EMPLOYERS

Kirkland is situated near major employers, including Google, Oculus, Meta (Facebook), Microsoft, GoDaddy, and Amazon.

KIRKLAND WATERFRONT

Nearby downtown Kirkland has a breathtaking array of waterfront parks and trails along Lake Washington.

PR 5.0 ZONING

Current zoning allows all uses, including townhomes, condominiums, apartments, office, and retail.



LOCATION OVERVIEW



KIRKLAND, *WASHINGTON,* A VIBRANT LAKESIDE OASIS

Ideally located near Seattle and Bellevue, Kirkland offers a unique blend of urban and rural, with everything from high-end boutique shopping to rugged hiking trails.

Kirkland is considered one of the most livable cities in the Puget Sound region and widely considered a top-3 submarket on the Eastside, due to its idyllic setting and proximity to major employment hubs. It is located on the eastern shore of Lake Washington, less than ten miles from Bellevue, Bothell, Mercer Island, Redmond, and Seattle.

Kirkland's central location and proximity to Lake Washington's picturesque waterfront make it a desirable community for living and working.

107,172

2028 PROJECTED
POPULATION

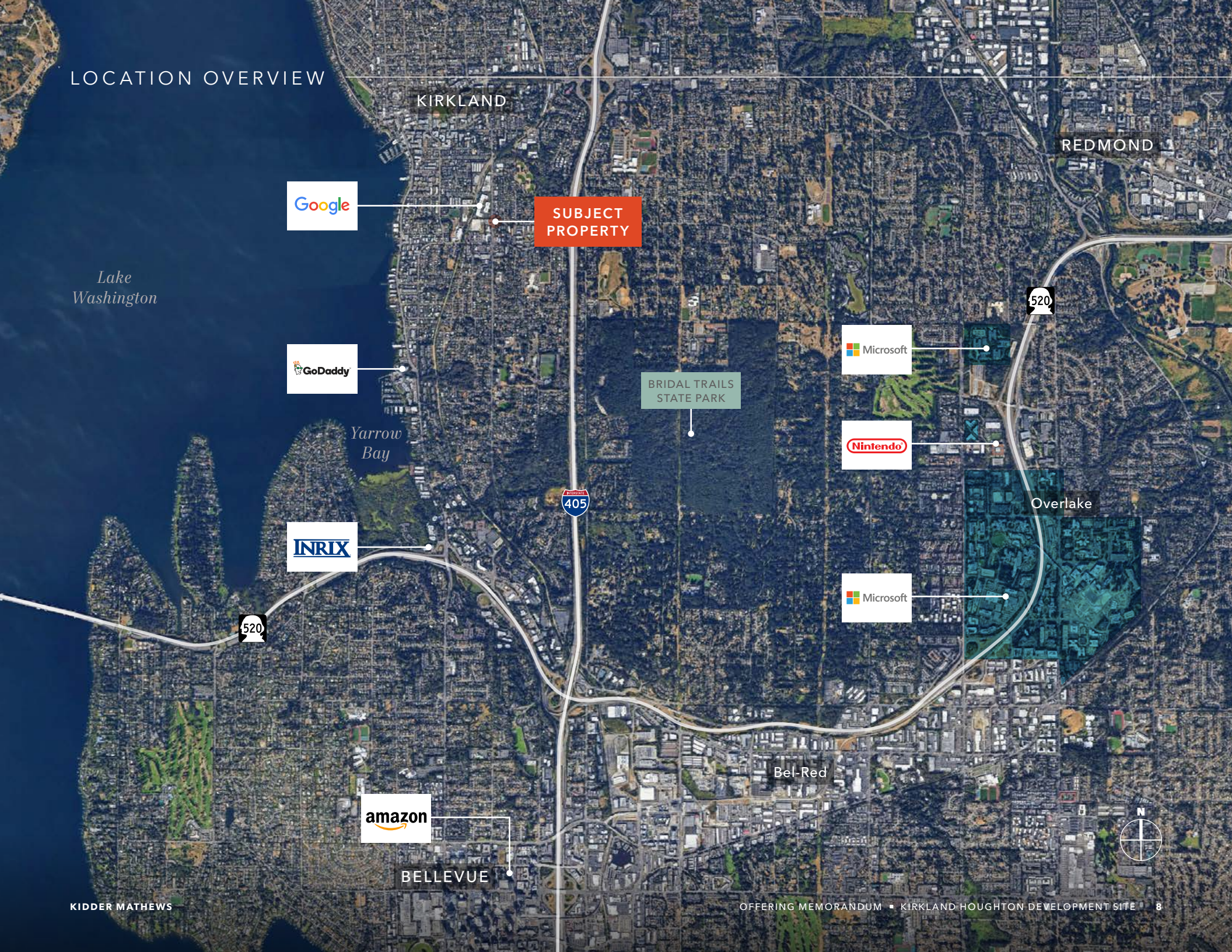
2.5%

PROJECTED
ANNUAL GROWTH

197

COMPANY
HEADQUARTERS

LOCATION OVERVIEW



KIRKLAND

REDMOND



SUBJECT PROPERTY

Lake Washington



BRIDAL TRAILS STATE PARK



Yarrow Bay



Overlake



Bel-Red



BELLEVUE



DEMOGRAPHICS

POPULATION

	1 Mile	3 Miles	5 Miles
2020 CENSUS	15,476	83,317	296,613
2023 ESTIMATED	15,755	82,767	298,097
2028 PROJECTED	17,473	87,167	319,204
MEDIAN AGE	38.5	37.0	36.7

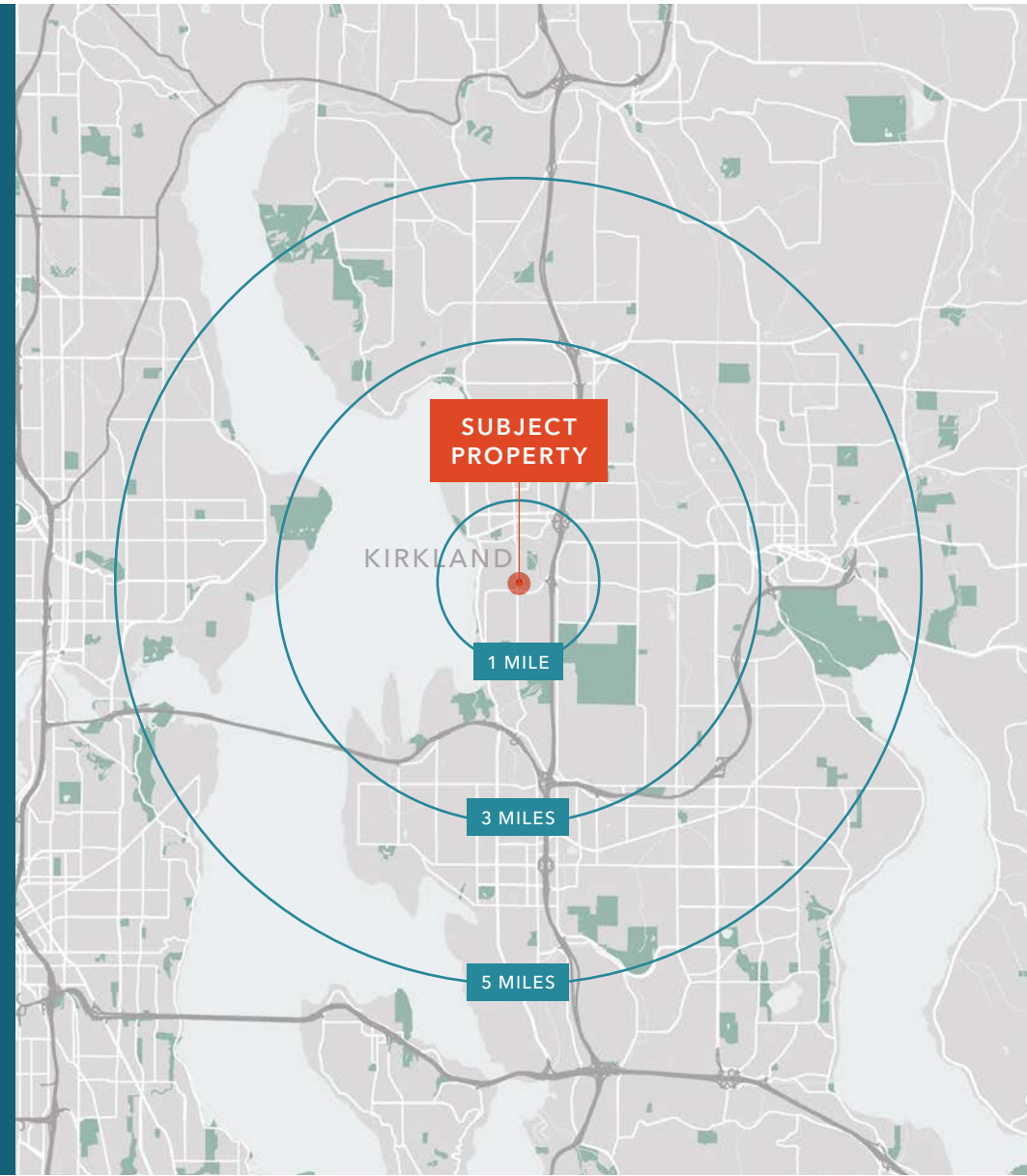
WORKFORCE

	1 Mile	3 Miles	5 Miles
WHITE-COLLAR WORKERS	8,079	41,677	148,502
BLUE-COLLAR WORKERS	1,586	7,404	27,616
WORK FROM HOME	3,819	22,407	82,066

HOUSEHOLDS & INCOME

	1 Mile	3 Miles	5 Miles
2023 EST. AVERAGE HH INCOME	\$233,716	\$262,739	\$237,779
2023 EST. PER CAPITA INCOME	\$120,003	\$114,804	\$103,400
HOUSING UNITS RENTER-OCCUPIED	3,648	16,320	59,793
HOUSING UNITS OWNER-OCCUPIED	4,425	19,809	69,654
MEDIAN HOME VALUE	\$1.2 M	\$1.19 M	\$1.04 M

Data Source: ©2023, Sites USA



Exclusively listed by

ROSS KLINGER

Executive Vice President
425.450.1146
ross.klinger@kidder.com

RYAN JONES

Senior Vice President
425.450.1117
ryan.jones@kidder.com

KIDDER.COM

