

LBA Logistics 

LBA LOGISTICS PARK

PATTERSON, CA | ±1,006,834 SF INDUSTRIAL BUILDING



Blake Rasmussen

Executive Managing Director
+1 209 481 7044
blake.rasmussen@cushwake.com
Lic #01010250

Kevin Dal Porto

Executive Managing Director
+1 209 601 2476
kevin.dalporto@cushwake.com
Lic #01212935

Tyson Vallenari, SIOR

Executive Managing Director
+1 510 919 2328
tyson.vallenari@cushwake.com
Lic #01480887



Executive Summary

LBA Logistics Park is a 56.5 acre fully entitled development within Patterson's Arambel Business Park. The planned development projects more than 1M square feet of Class A distribution and/or fulfillment space. Adjacent land may be available for expansion.

Located ±70 miles east of the Port of Oakland, LBA Logistics Park offers direct access to the San Francisco Bay Area via Interstate 5 & 580, along with a centralized location serving the greater Northern & Central California region. The project is also located in the business-friendly City of Patterson with convenient access to restaurants and area retail near the I-5/Sperry Avenue freeway interchange.

SHOVEL-READY LOCATION

- Fully Entitled Land + Building
- Site Cleared For Construction
- Existing Development Agreement In Place
- Building Permits in Process



Property Features



LOCATION FEATURES & BENEFITS:

- Located 71 miles East of the Port of Oakland
- 1.8 miles to I-5/Sperry Avenue interchange
- Easy access to freeways
- Institutional Class A environment
- Seismic Stability
- Convenient retail and restaurants nearby at Sperry Road and Interstate 5 Interchange
- ±One transit day from majority of California via UPS and FedEx Distribution



LAND SUMMARY:

- Total acreage: ±56.50
- Fully entitled land + building
- Business friendly city of Patterson
- Existing development agreement
- Zoned light industrial and industrial business park



UTILITIES:

- Gas: PG&E
- Electric: Turlock Irrigation District
- Water: City of Patterson
- Sewer: City of Patterson
- Telco: Frontier Communications

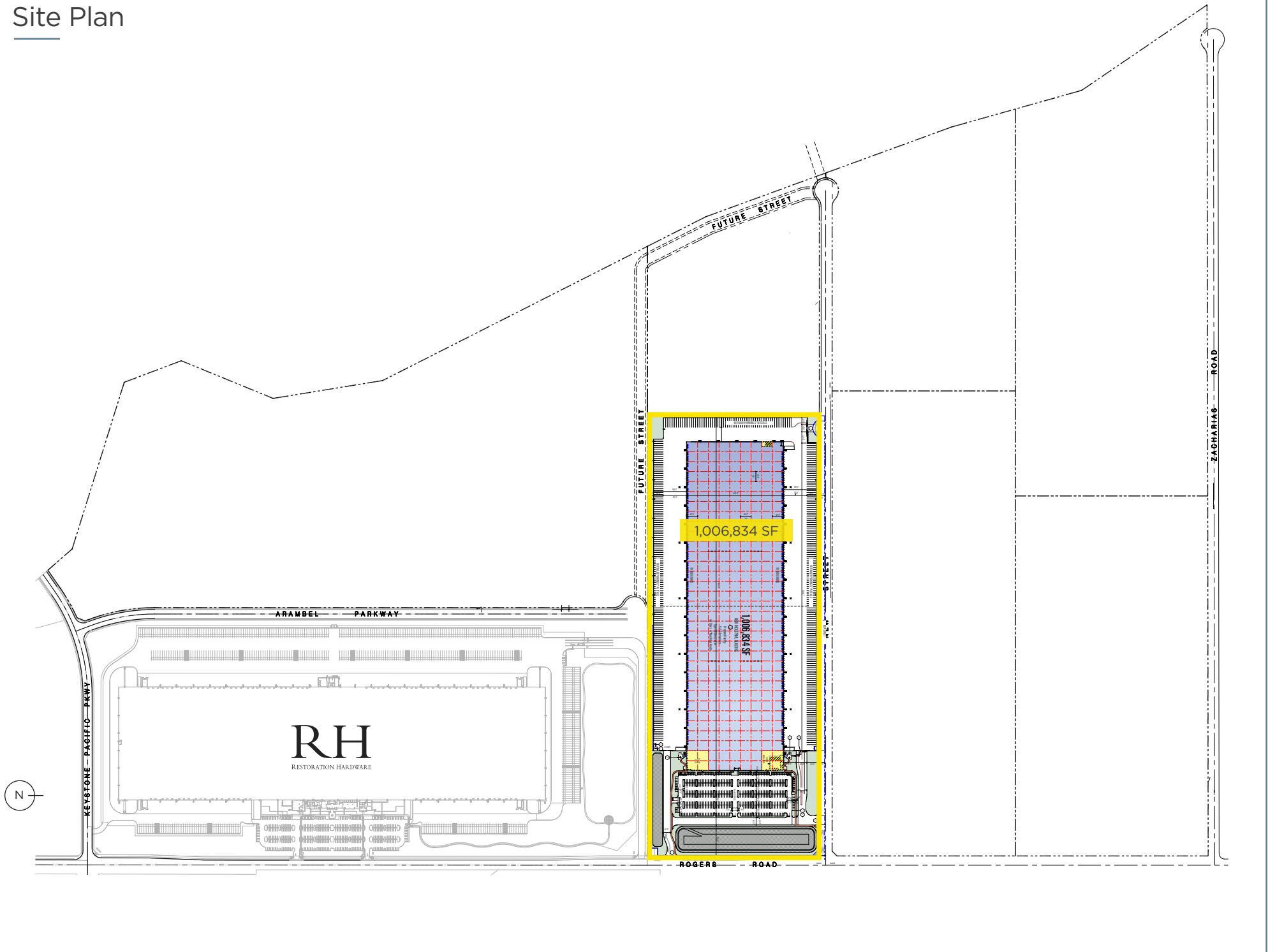


BY COMPARISON, ESTIMATED BLDG SF:

- **Patterson: ±\$3.00**
- Stockton: ±\$5.65
- Tracy - International Park of Commerce: ±\$7.50
- Manteca - Spreckels Park: ±\$8.00
- Manteca - Austin Road: ±\$8.85
- Tracy - Northeast Industrial: ±\$12.50
- Livermore: ±\$19.50
- Lathrop: ±\$6.00



Site Plan



Proximity & Accessibility

Proximity from LBA Logistics Park

CITY	MILES
Oakland	74
San Jose	82
San Francisco	85
Sacramento	87
Fresno	103
Reno	221
Los Angeles	300
Las Vegas	487
Boise	641
Portland	667
Phoenix	671
Salt Lake City	738
Seattle	838
Denver	1,233

Accessibility to Airports

AIRPORTS	MILES
Stockton	37
Oakland	67
San Jose	80
San Francisco	85
Sacramento	96

Accessibility to Ports

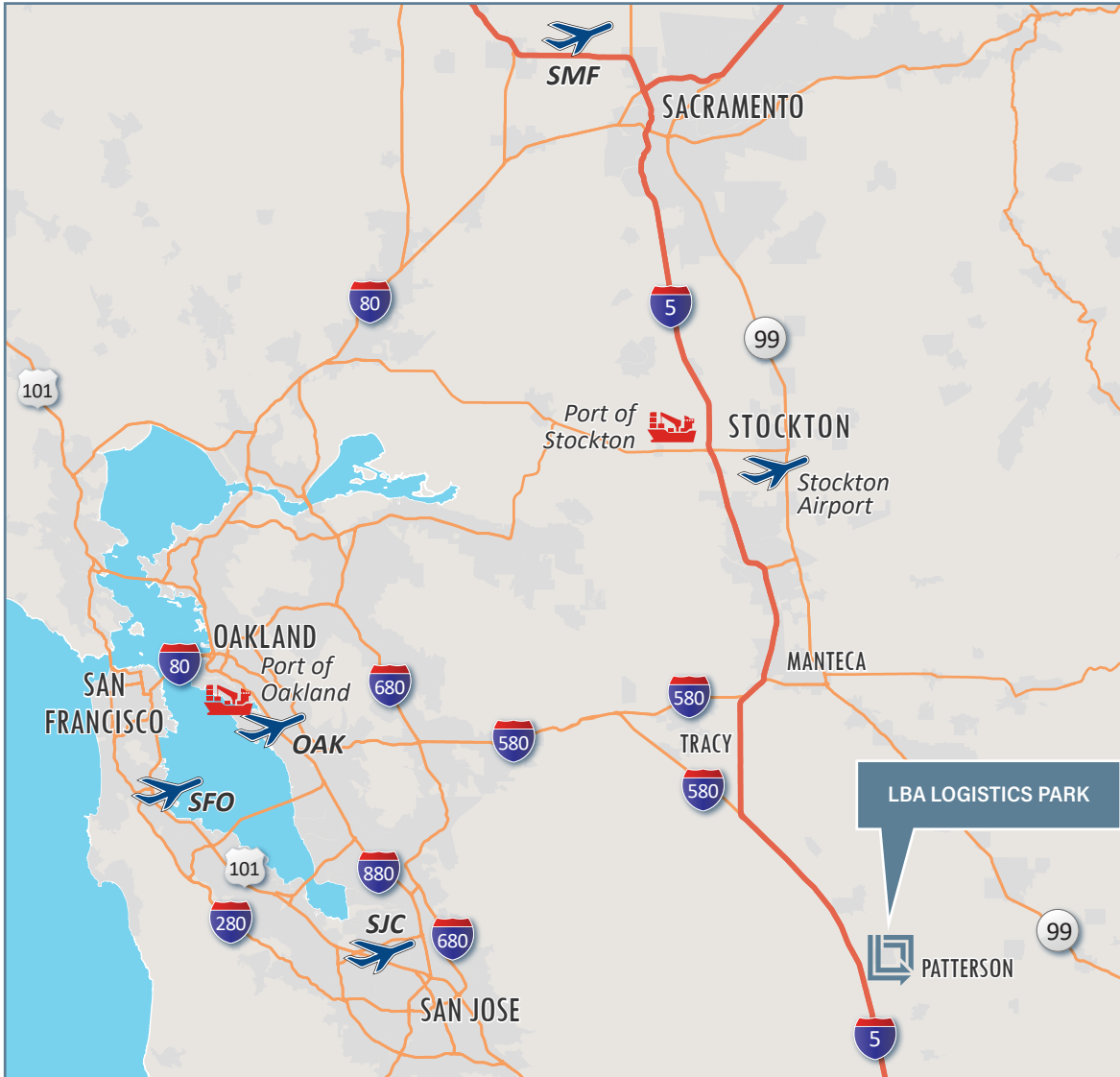
PORTS	MILES
Oakland	71
LA/Long Beach	365
Portland	676
Seattle	840



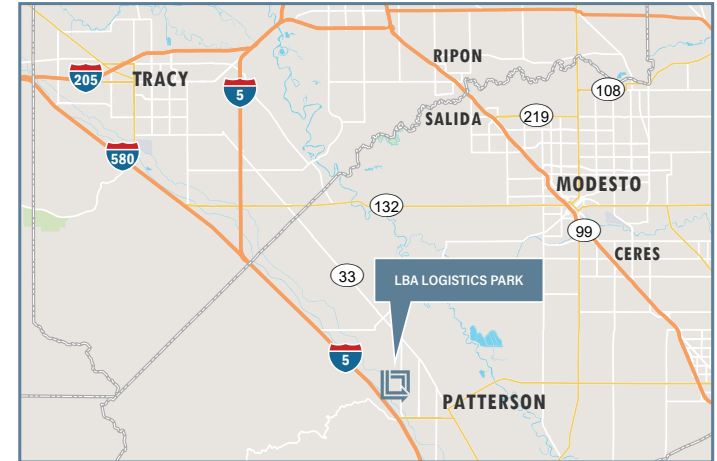
Location & Area



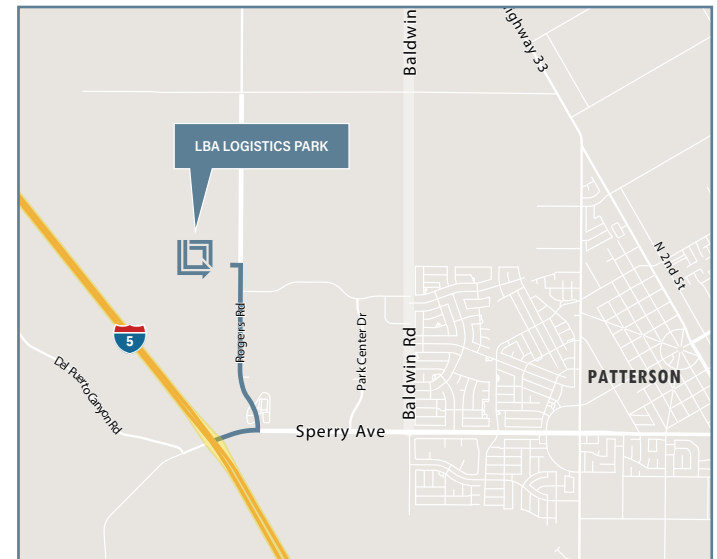
REGIONAL MAP



AREA MAP



VICINITY MAP





LBA LOGISTICS PARK

PATTERSON, CA

Exclusively Listed By:



Blake Rasmussen

Executive Managing Director
+1 209 481 7044
blake.rasmussen@cushwake.com
Lic # 01010250

Kevin Dal Porto

Executive Managing Director
+1 209 601 2476
kevin.dalporto@cushwake.com
Lic # 01212935

Tyson Vallenari, SIOR

Executive Managing Director
+1 510 919 2328
tyson.vallenari@cushwake.com
Lic # 01480887



©2022 Cushman & Wakefield NO WARRANTY OR REPRESENTATION, EXPRESS OR IMPLIED, IS MADE TO THE ACCURACY OR COMPLETENESS OF THE INFORMATION CONTAINED HEREIN, AND SAME IS SUBMITTED SUBJECT TO ERRORS, OMISSIONS, CHANGE OF PRICE, RENTAL OR OTHER CONDITIONS, WITHDRAWAL WITHOUT NOTICE, AND TO ANY SPECIAL LISTING CONDITIONS IMPOSED BY THE PROPERTY OWNER(S), AS APPLICABLE, WE MAKE NO REPRESENTATION AS TO THE CONDITION OF THE PROPERTY (OR PROPERTIES) IN QUESTION.