



LaSALLE
INVESTMENT MANAGEMENT



APEX GATEWAY

Master Planned Industrial and Life Science Park
at the Intersection of NC-751 & US-64 in Apex, NC



± 41,036 SF - ± 150,969 SF AVAILABLE

**Delivered – Available Now with
Spec Office Under Construction!**

PARK FEATURES

- +/- 41,036 SF to +/- 150,969 SF available at the intersection of NC-751 and US-64 in Apex, NC
- Shell delivered - available now
- Centrally located between the RTP / RDU submarket and the US-1 Growth corridors
- Featuring state-of-the-art construction and building aesthetics, a prime distribution location, numerous nearby amenities, and access to major population centers
- 20 minutes to Research Triangle Park and RDU
- ESFR Sprinkler System
- Concrete truck court

DRIVE TIMES

DOWNTOWN RALEIGH	20 miles, 22 minutes
CARY	8 miles, 12 minutes
RTP	16 miles, 15 minutes
RDU AIRPORT	17 miles, 15 minutes
DOWNTOWN DURHAM	22 miles, 20 minutes

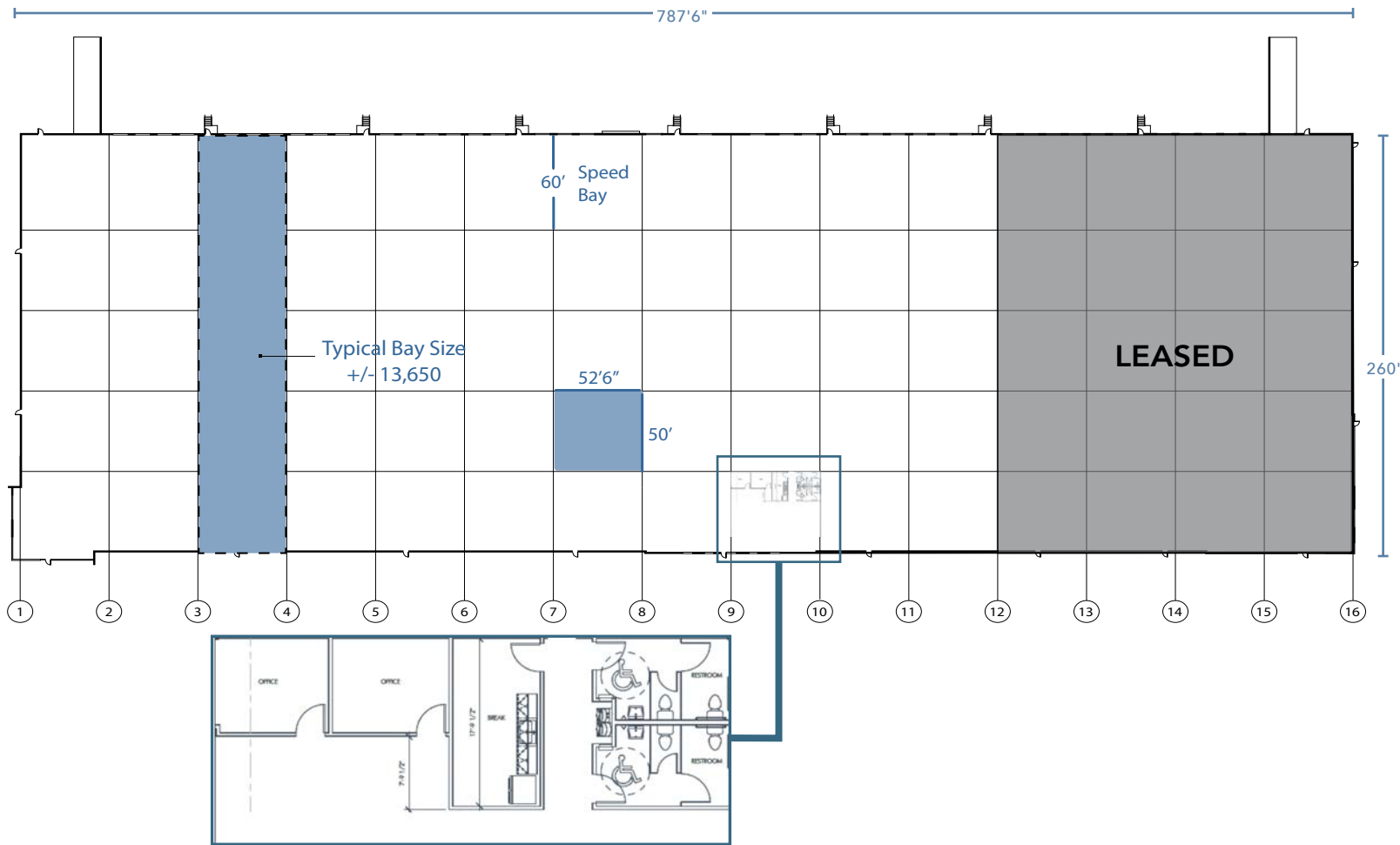


Al Williams
919.424.8154
al.williams@jll.com

Justin Booth
919.424.8464
justin.booth@jll.com

Austin Jackson
919.424.8456
austinp.jackson@jll.com

BUILDING 4 OVERVIEW



BUILDING STATS

LOCATION	3560 Brightleaf Lane, Apex, NC 27523
COUNTY	Chatham
ZONING	LI-CZ
CLEAR HEIGHT	32'
FIRE PROTECTION	ESFR
TRUCK COURT	200' Shared Truck Court
CAR PARKING	+/- 1 per 1,000 SF (Typical)
TRAILER PARKING	Available
BUILDING 4 TOTAL SF	+/- 205,776 SF
SPACE AVAILABLE	+/- 41,036 to +/- 150,969 SF
OFFICE SF	+/- 2,400 SF
OVERALL DIMENSIONS	787'6" x 260'
TYPICAL BAY SPACING	52'6" x 50' with a 60' Speed Bay
TYPICAL BAYS	+/- 13,650 SF
DOCK-HIGH DOORS	Twenty-nine (29) 9' x 10' doors
DRIVE-IN DOORS	One (1) 14' x 16' doors

CONSTRUCTION

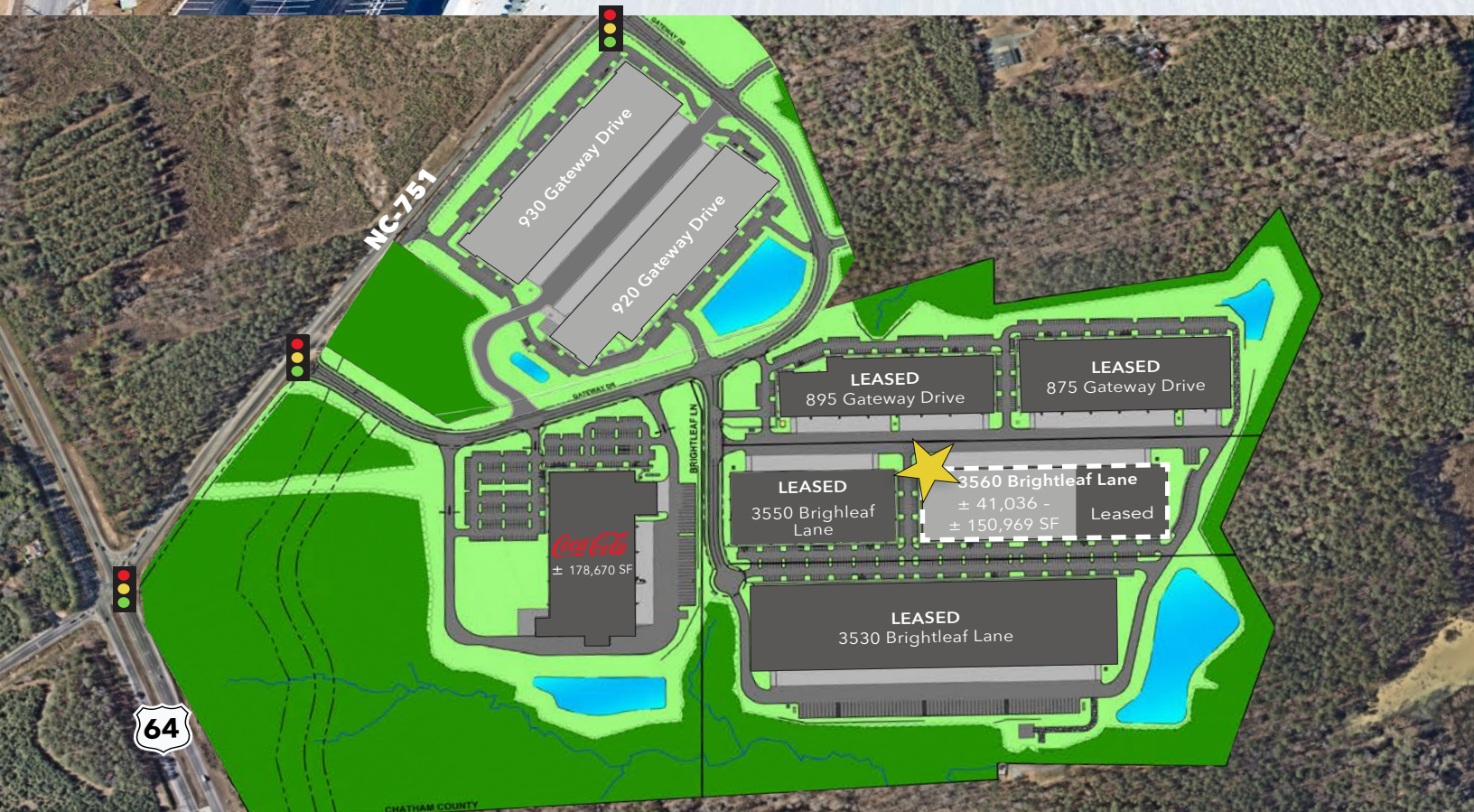
WALLS	Tilt concrete
FLOORS	6" Unreinforced Floor Slab with Speed Bay Reinforced with #3's at 18" O.C
STRUCTURE	Class A joist/girder system
ROOF	60-mil TPO membrane
UTILITIES	
WATER	Apex Water
SEWER	Apex Water
POWER	Duke Progress Energy
GAS	Dominion

Al Williams
919.424.8154
al.williams@jll.com

Justin Booth
919.424.8464
justin.booth@jll.com

Austin Jackson
919.424.8456
austinp.jackson@jll.com

APEX GATEWAY SITE PLAN

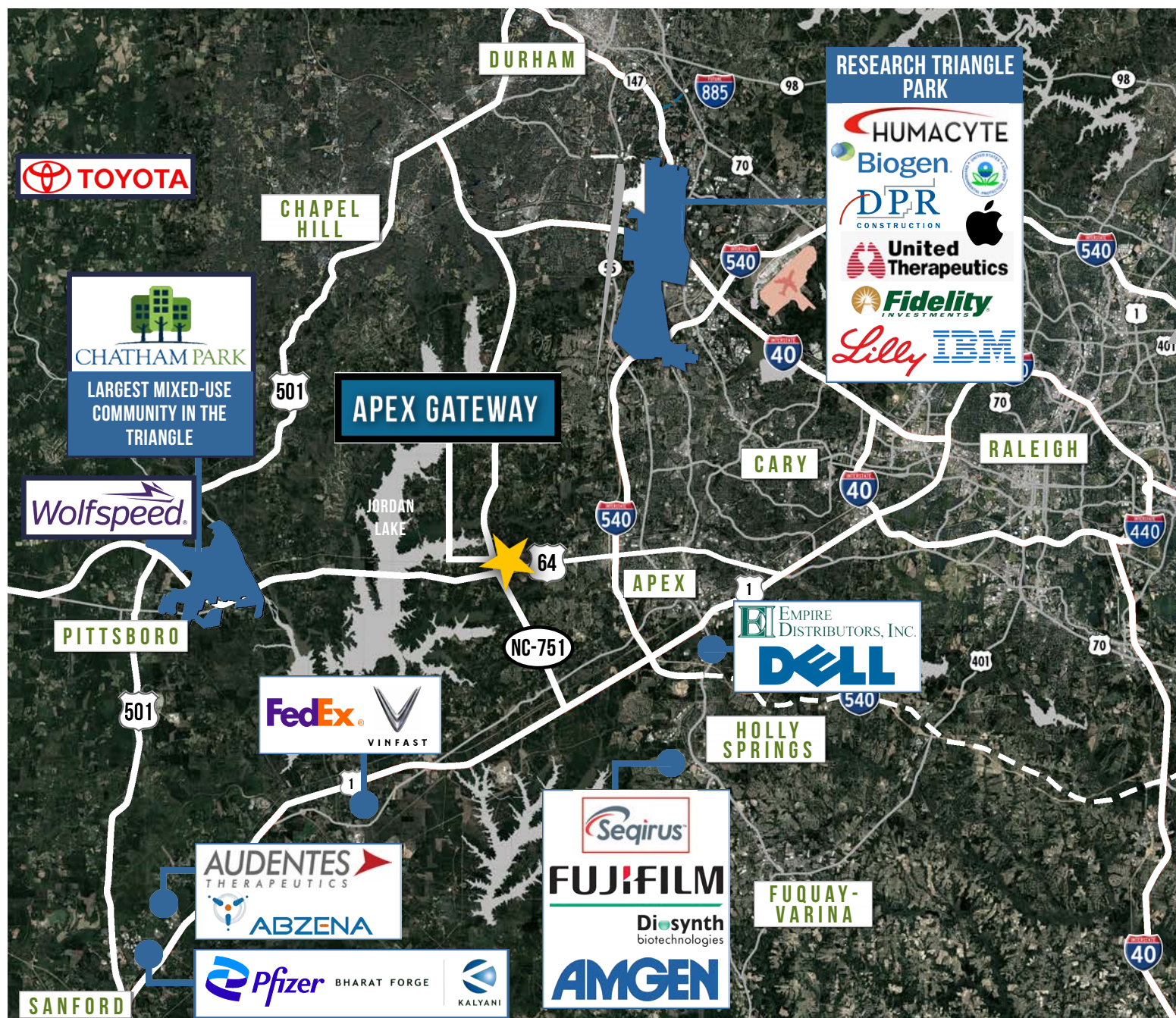


Al Williams
919.424.8154
al.williams@jll.com

Justin Booth
919.424.8464
justin.booth@jll.com

Austin Jackson
919.424.8456
austinp.jackson@jll.com

AREA MAP



Contact Us

Al Williams
919.424.8154
al.williams@jll.com

Justin Booth
919.424.8464
justin.booth@jll.com

Austin Jackson
919.424.8456
austinp.jackson@jll.com



LASALLE
INVESTMENT MANAGEMENT



Managed By:

