
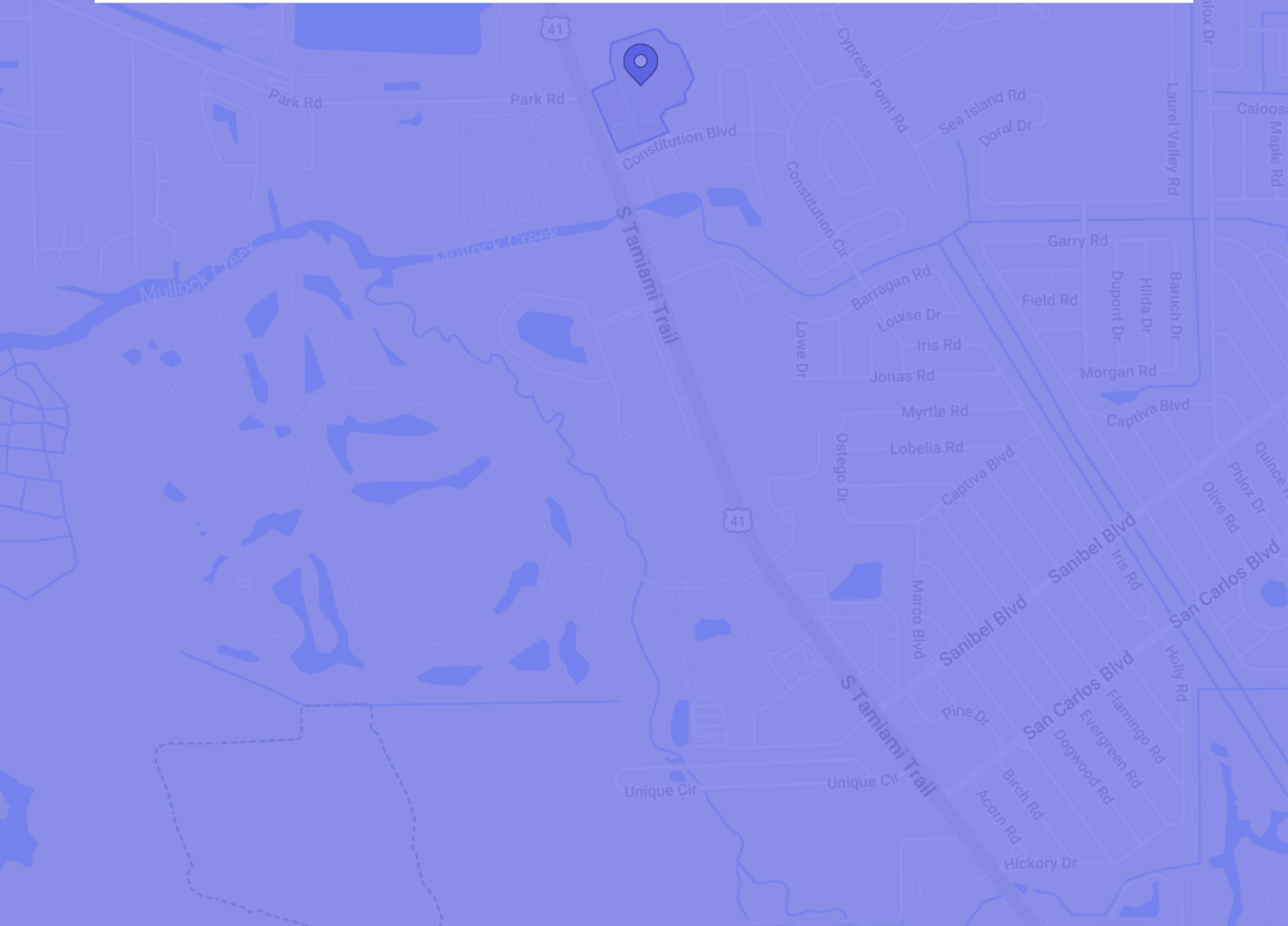


San Carlos Marketplace Trade Area

Sep 1, 2023 - Aug 31, 2024

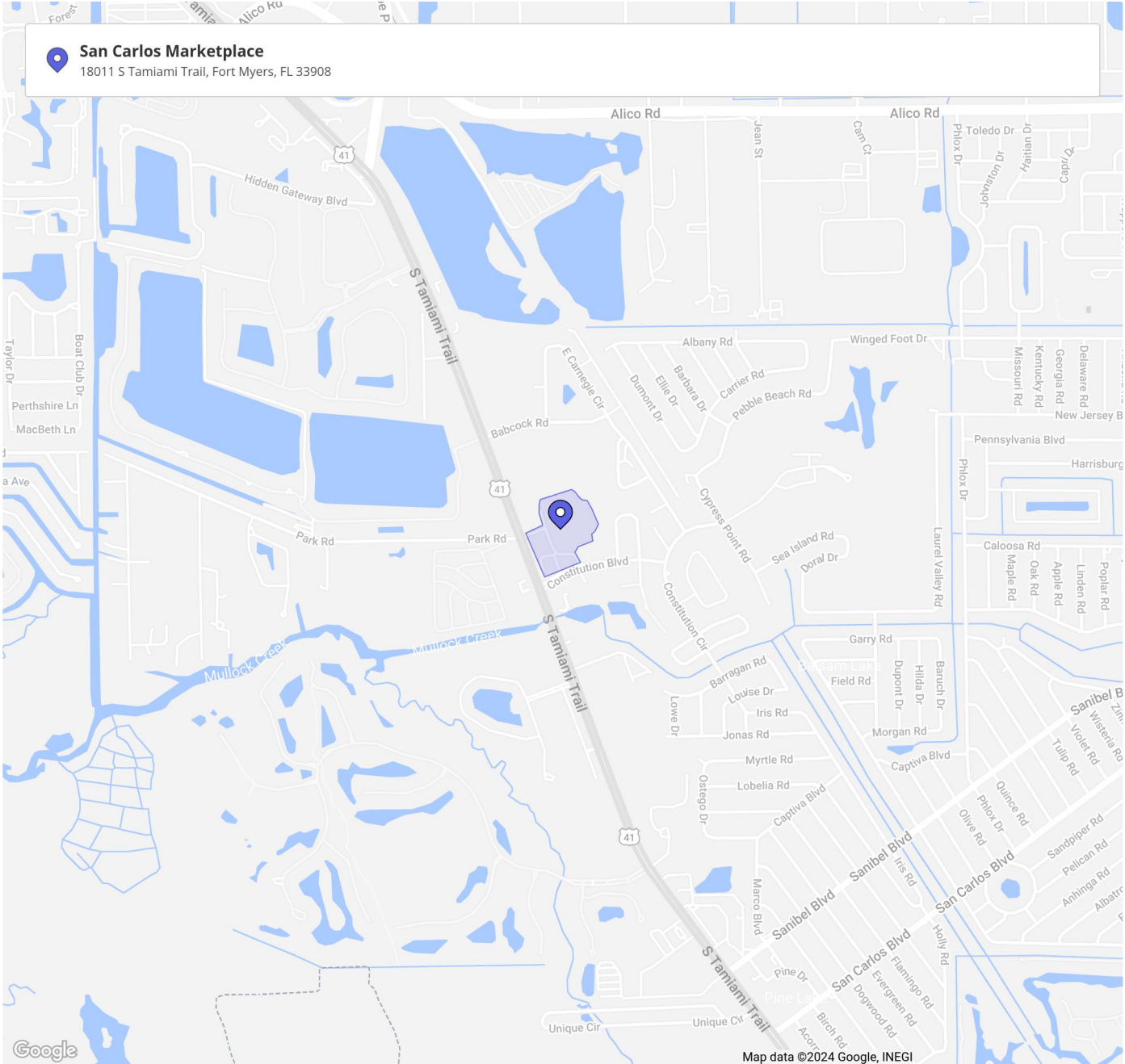
Property:

 **San Carlos Marketplace**
18011 S Tamiami Trail, Fort Myers, FL 33908



San Carlos Marketplace Trade Area

Sep 1, 2023 - Aug 31, 2024



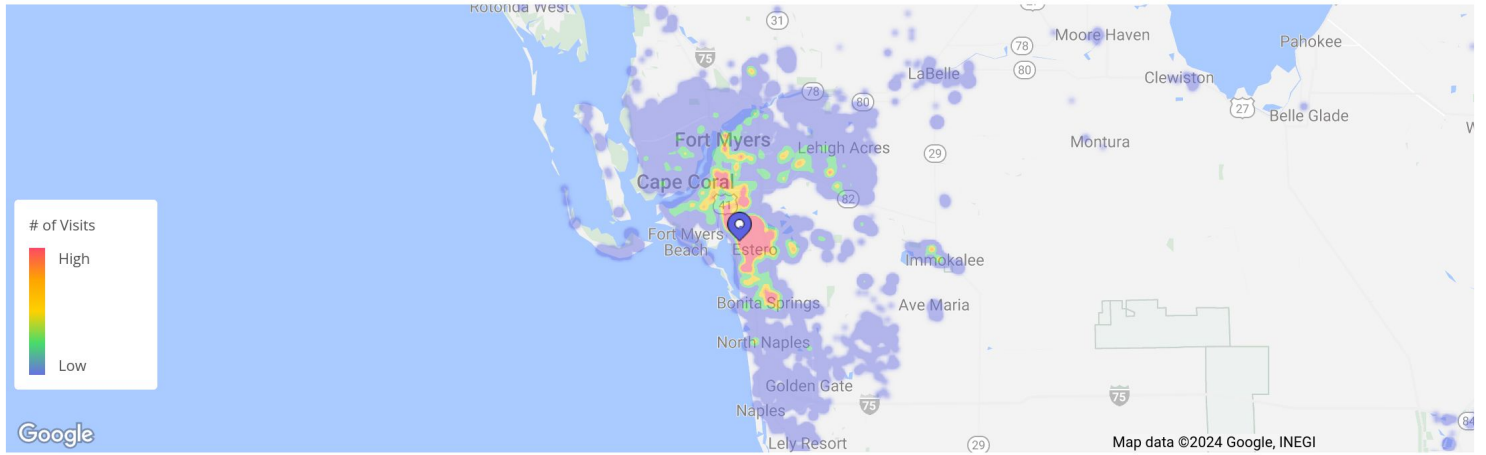
San Carlos Marketplace Trade Area

Sep 1, 2023 - Aug 31, 2024

Trade Area

San Carlos Marketplace

18011 S Tamiami Trail, Fort Myers, FL 33908



Home locations are obfuscated for privacy and randomly placed within a census block. They do not represent actual home addresses.

Sep 1st, 2023 - Aug 31st, 2024

Data provided by Placer Labs Inc. (www.placer.ai)

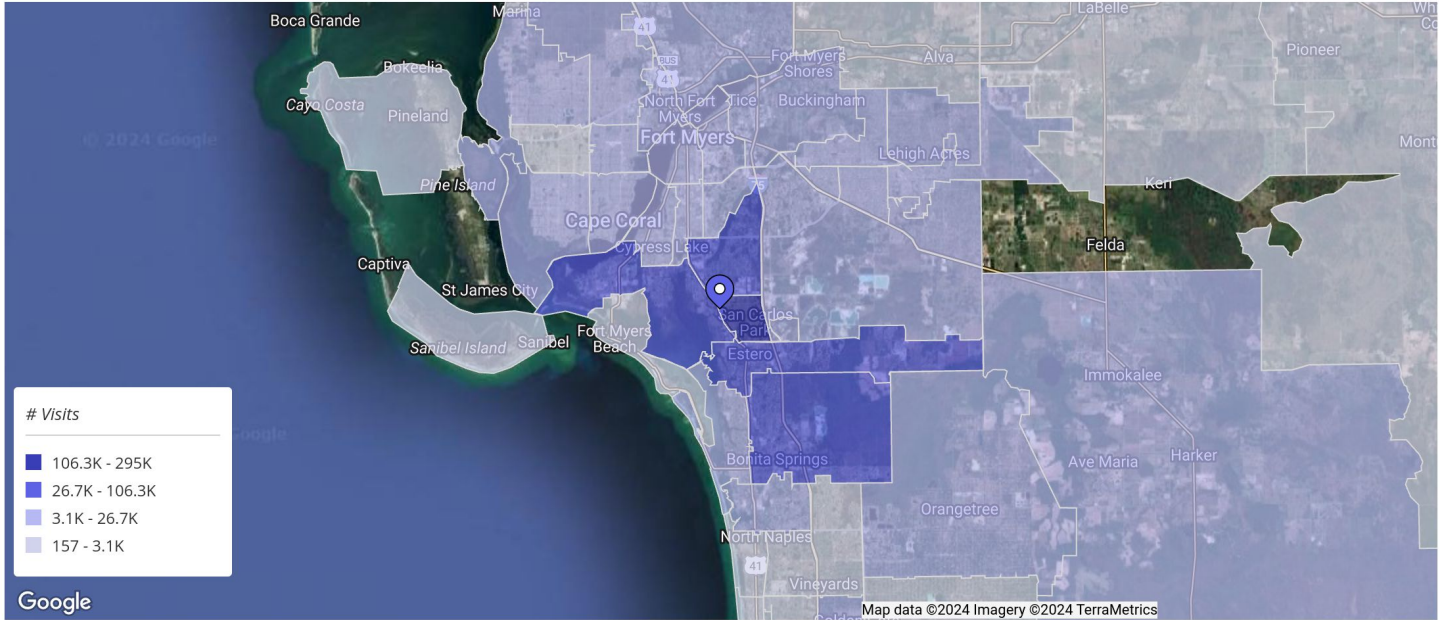


San Carlos Marketplace Trade Area

Sep 1, 2023 - Aug 31, 2024

Visitors By Origin

San Carlos Marketplace
18011 S Tamiami Trail, Fort Myers, FL 33908



San Carlos Marketplace
18011 S Tamiami Trail, Fort Myers, FL 33908

Zipcode / City	Visits (% of Total)
33967 Fort Myers, FL	295K (34.4%)
33908 Fort Myers, FL	91.9K (10.7%)
33928 Estero, FL	85.2K (9.9%)
34135 Bonita Springs, FL	35.7K (4.2%)
33912 Fort Myers, FL	35.7K (4.2%)
33907 Fort Myers, FL	25.4K (3%)
34134 Bonita Springs, FL	18K (2.1%)
33919 Fort Myers, FL	16.2K (1.9%)
33913 Fort Myers, FL	15.4K (1.8%)
33901 Fort Myers, FL	12.5K (1.5%)

Sep 1st, 2023 - Aug 31st, 2024
Data provided by Placer Labs Inc. (www.placer.ai)

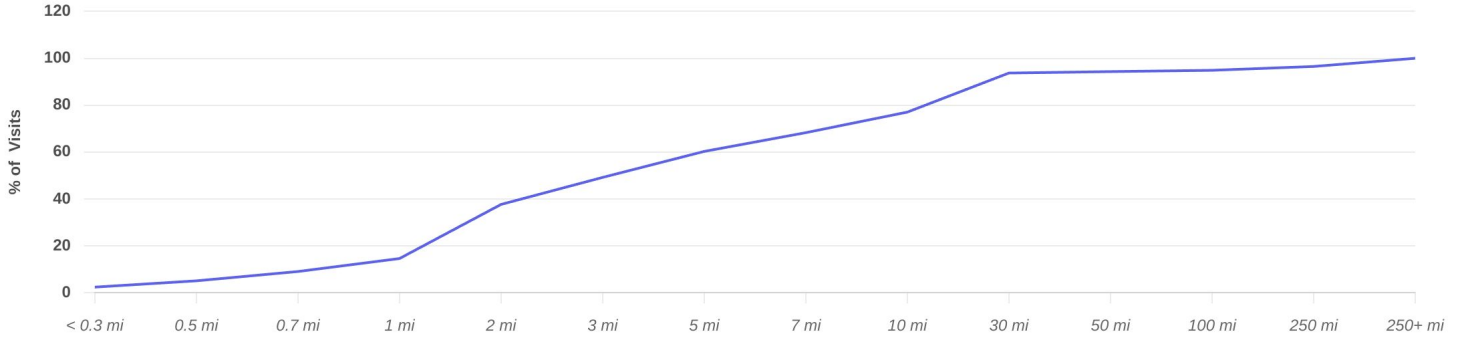


San Carlos Marketplace Trade Area

Sep 1, 2023 - Aug 31, 2024

Trade Area Coverage by Distance

San Carlos Marketplace
18011 S Tamiami Trail, Fort Myers, FL 33908



Home Location | % of Visits | Min Visits: 1 | Sep 1st, 2023 - Aug 31st, 2024
Data provided by Placer Labs Inc. (www.placer.ai)

