



# AIRPARK

70/75 LOGISTICS CENTER



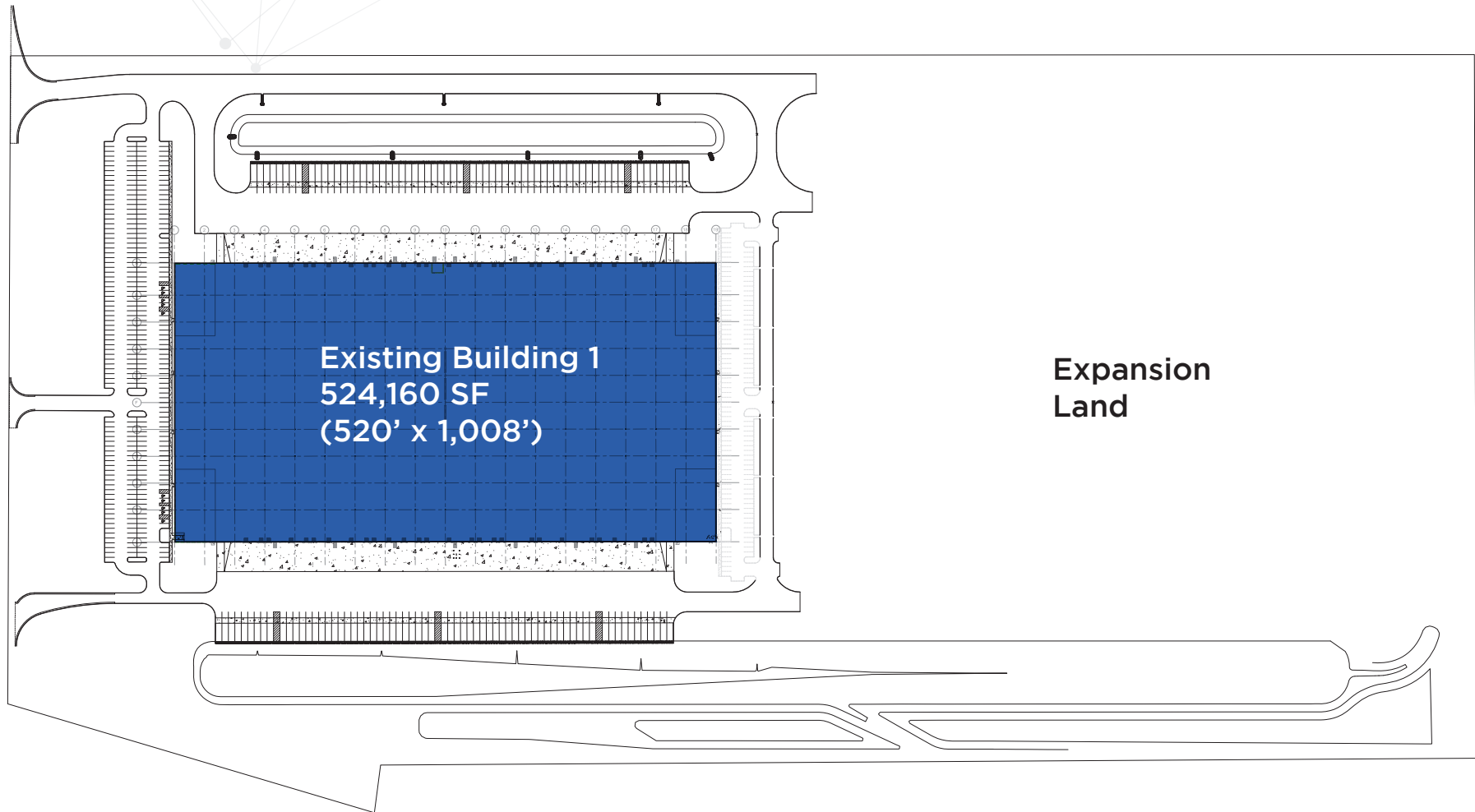
**15-year/100% Real Estate Tax Abatement**

**+/- 105,840 - 524,160 SF Class A Industrial for Lease**

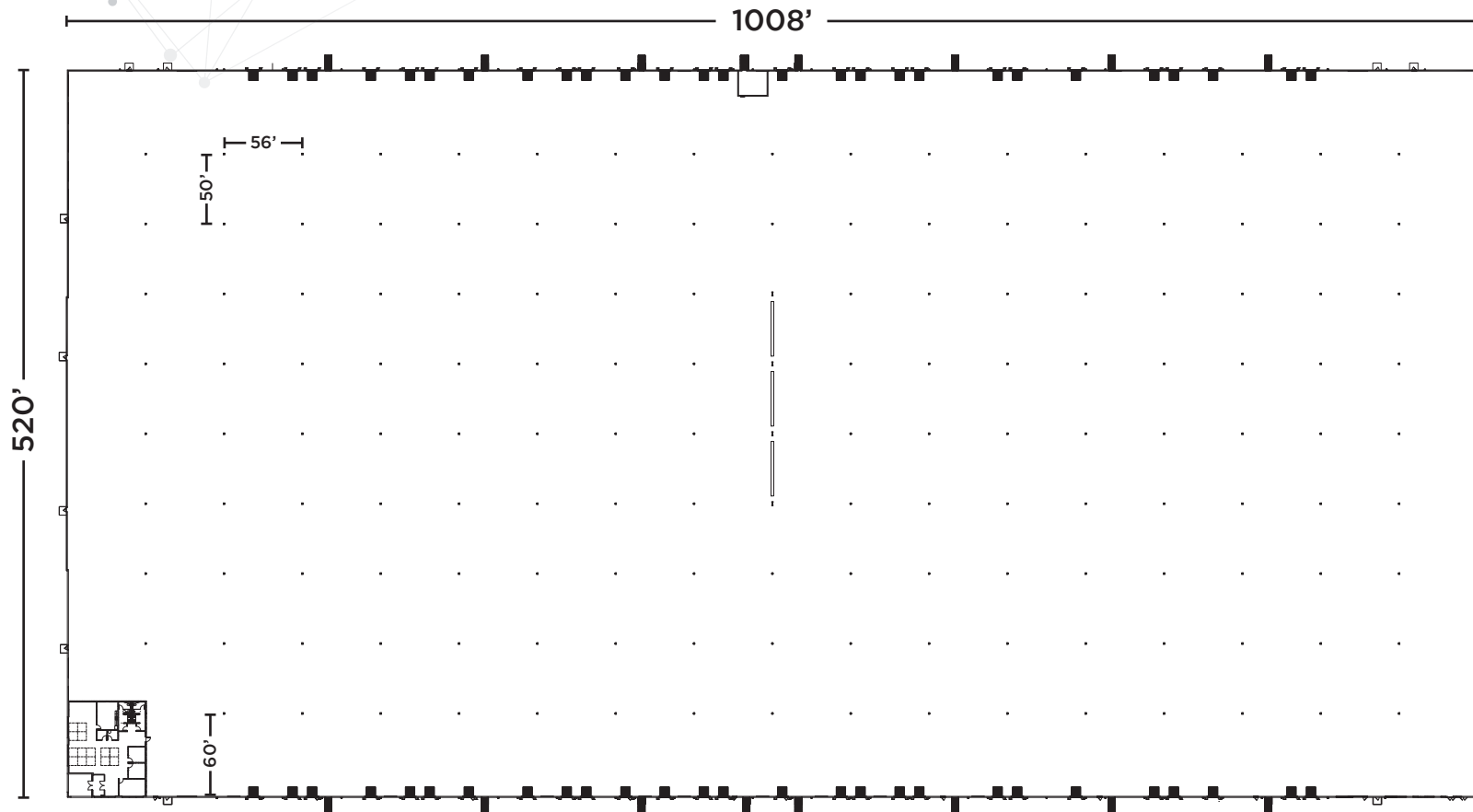


PANATTONI®  
CROW HOLDINGS  
CAPITAL

# SITE PLAN



# BUILDING PLAN

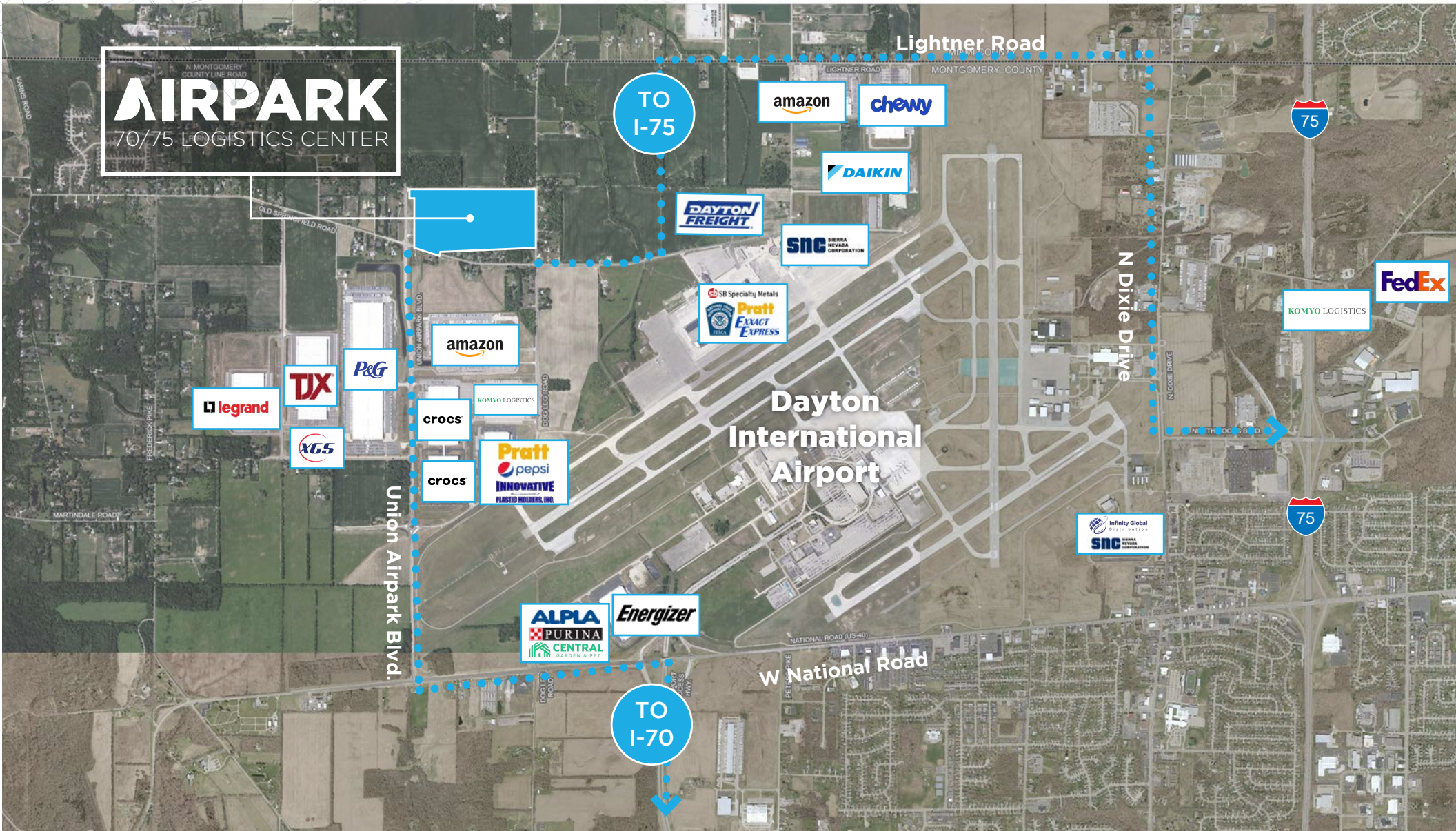


# SPECIFICATIONS

## BUILDING 1

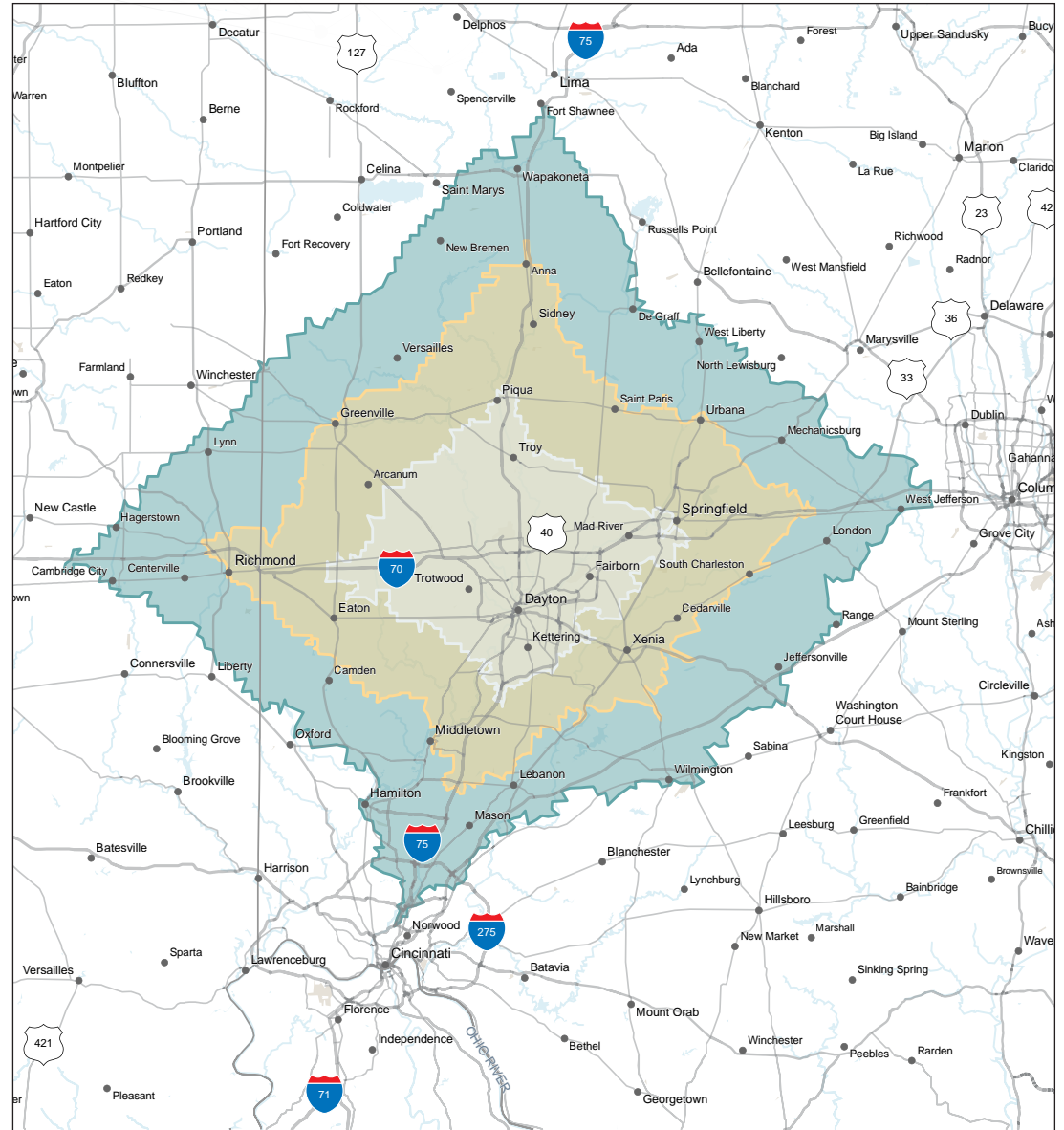
Building SF	<b>524,160 SF</b>
Site SF	<b>40.86-Acres</b>
Coverage	<b>29.45%</b>
Trailer Park	<b>139 Trailer Stalls</b>
Auto Park	<b>320 Vehicle Stalls</b>
Trailer Court Depth	<b>185' overall</b>
Dock Doors	<b>54 Dock Doors</b>
Grade Level Doors	<b>4</b>
Slab Thickness	<b>7" unreinforced concrete</b>
Building Dimensions	<b>520' x 1,008'</b>
Column Spacing	<b>50' x 56'</b>
Speed Bay Dimensions	<b>60' x 56'</b>
Clear Height	<b>40'</b>
Single/Multi Tenant	<b>Single or Multi</b>
Fire Sprinkler	<b>ESFR</b>
Electrical Power	<b>3,500 amp service 480v 3-phase</b>
Incentives	<b>15 year/100% real estate tax abatement</b>

**LOCATION**



# DRIVE TIMES

Description	30 Min	45 Min	60 Min	Employment Concentration (60 min)	Median Annual Earnings
Material Moving Workers	14,406	28,798	41,668	1.27	\$36,424.41
Motor Vehicle Operators	8,725	16,536	24,003	1.14	\$46,981.72
Construction Trades Workers	7,039	14,219	20,554	0.80	\$52,612.45
Other Production Occupations	6,296	12,701	18,345	1.62	\$44,182.64
Assemblers and Fabricators	6,085	12,850	18,553	2.19	\$41,438.94
Metal Workers and Plastic Workers	5,939	12,053	17,078	2.41	\$45,259.79
Other Installation, Maintenance, and Repair Occupations	5,317	10,928	15,906	1.06	\$51,736.40
Engineers	5,031	9,753	13,255	1.83	\$105,501.00
Material Recording, Scheduling, Dispatching, and Distributing Workers	4,381	8,460	12,173	1.14	\$44,221.46
Operations Specialties Managers	3,430	6,924	10,229	0.90	\$112,826.39
Drafters, Engineering Technicians, and Mapping Technicians	1,424	2,790	3,872	1.34	\$61,536.57
Supervisors of Production Workers	1,400	2,863	4,165	1.42	\$63,396.98
Art and Design Workers	1,397	2,685	3,922	0.86	\$39,420.30
Food Processing Workers	1,345	2,871	4,269	1.16	\$35,983.32
Textile, Apparel, and Furnishings Workers	1,127	2,060	2,844	1.22	\$30,953.72
Supervisors of Transportation and Material Moving Workers	1,008	1,921	2,738	1.07	\$57,763.94
Supervisors of Installation, Maintenance, and Repair Workers	864	1,742	2,454	0.89	\$73,161.99
Electrical and Electronic Equipment Mechanics, Installers, and Repairers	721	1,488	2,017	0.78	\$56,207.60
Other Transportation Workers	501	924	1,229	0.81	\$34,046.87
Life, Physical, and Social Science Technicians	466	963	1,362	0.71	\$51,768.95
Physical Scientists	464	922	1,214	0.90	\$95,503.17
Printing Workers	449	867	1,254	1.19	\$39,365.03
Plant and System Operators	366	784	1,097	0.79	\$63,649.79
Woodworkers	288	557	777	0.65	\$39,715.12
Occupational Health and Safety Specialists and Technicians	259	549	801	1.24	\$74,013.48
<b>Total Industrial</b>	78,727	157,209	225,778		
<b>Total Labor Force</b>	338,955	606,288	932,526		
<b>Total Population</b>	681,775	1,221,304	1,848,519		



# AIRPARK

70/75 LOGISTICS CENTER



For more information, please contact:

**MARK G. VOLKMAN**  
mark.volkman@jll.com  
513-252-2123

**BRIAN LEONARD**  
brian.leonard@jll.com  
513-252-2131

© 2024 Jones Lang LaSalle Brokerage, Inc., a licensed real estate broker. All rights reserved.



PANATTONI®  
**CROW HOLDINGS**  
CAPITAL