



PROJECT FACTS

GLA: 201,000 SF

- Community center located at the crossroads of I-95 (Capital Beltway) and the Baltimore-Washington Parkway (Route 295)
- Located near several major employment centers, including NASA Goddard Space Flight Center and The Department of Agriculture
- Center features destination retailers for one stop shopping convenience

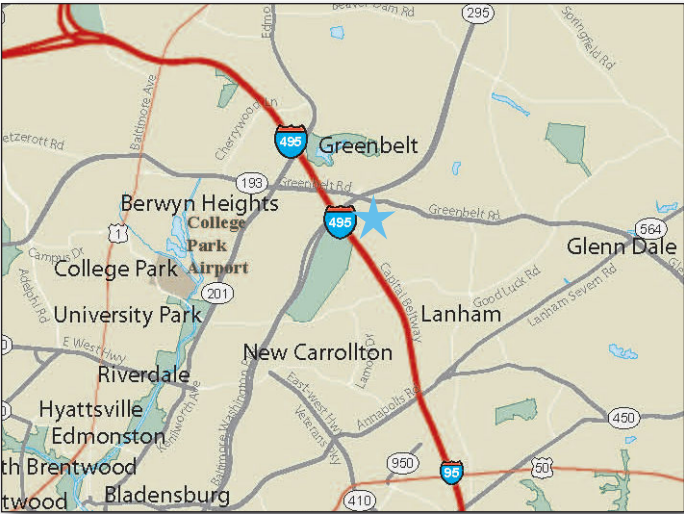
FEATURED TENANTS

Safeway, Ross Dress for Less, PetSmart, Dollar Tree, DMV Iron Gym

2024 DEMOGRAPHICS

	Population	Avg HH Income	Households
1 mile	14,065	\$104,239	6,239
3 mile	106,758	\$113,631	36,921
5 mile	283,335	\$120,076	92,535

2024 ESRI



LOCATION

Greenbelt Rd (Rte 193) at I-495 & BW Pkwy (Rte 295)

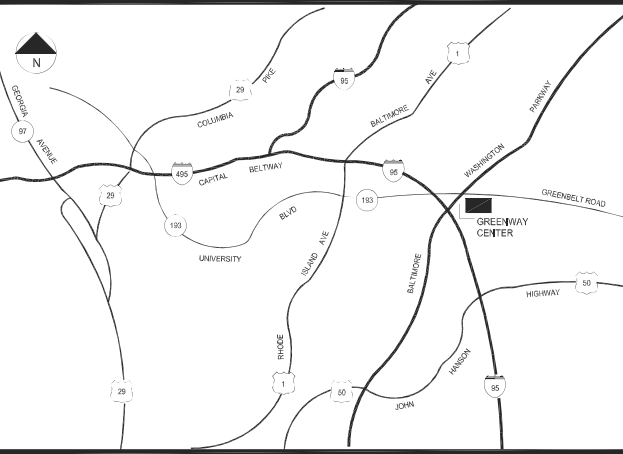
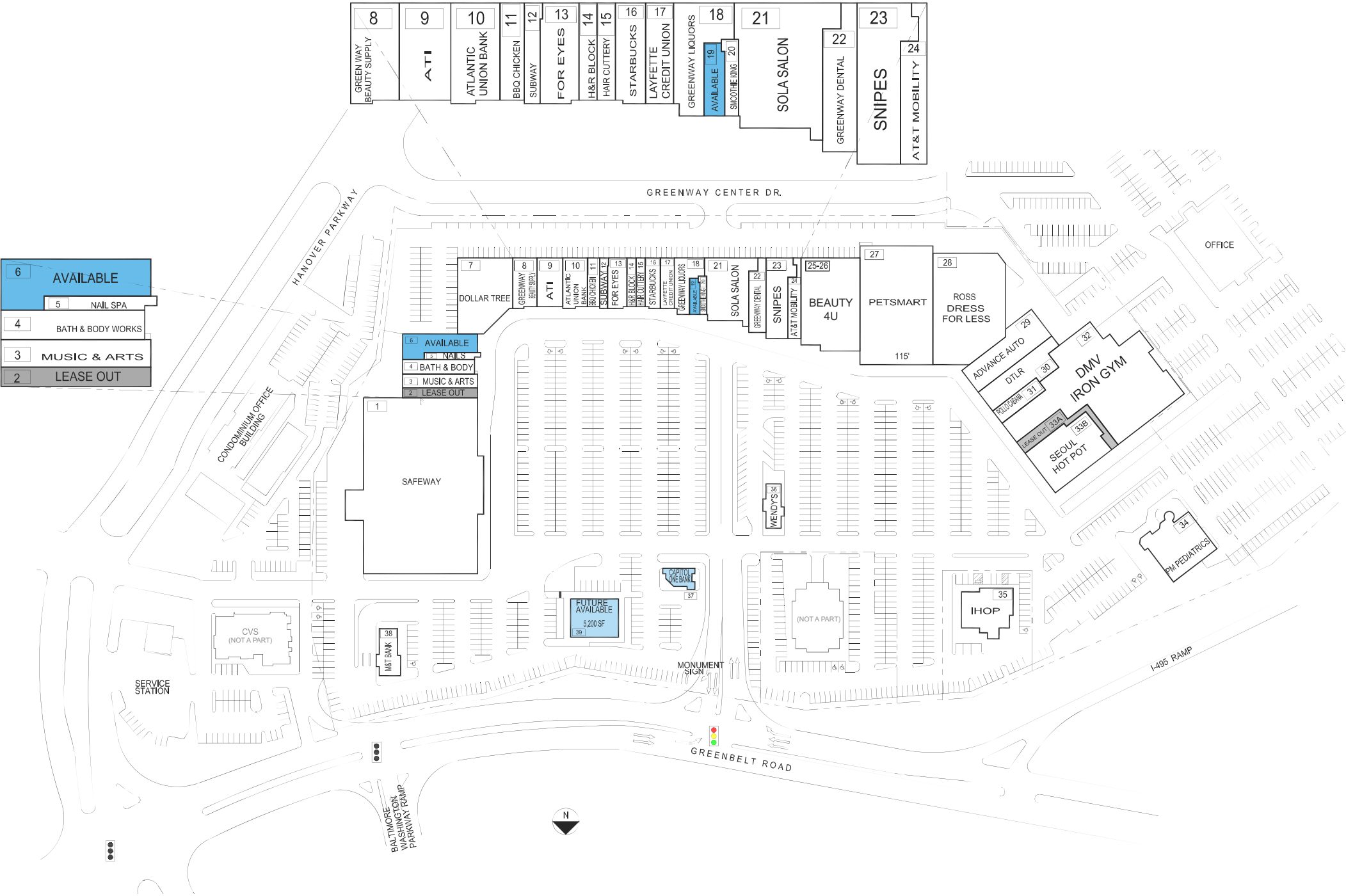
LEASING CONTACT

Andrew Iszard
202.736.2827 | AndrewIszard@combined.biz



GREENWAY SHOPPING CENTER

GREENBELT, MARYLAND



TENANT ROSTER

1	SAFEWAY	56,740 SF	20	SMOOTHIE KING	986 SF
2	LEASE OUT	2,075 SF	21	SOLA SALON	8,000 SF
3	MUSIC & ARTS	2,736 SF	22	GREENWAY DENTAL	3,340 SF
4	BATH & BODY WORKS	2,820 SF	23	SNIPES	5,800 SF
5	NAIL SPA	870 SF	24	AT&T MOBILITY	2,090 SF
6	AVAILABLE	4,210 SF	25-26	BEAUTY 4U	14,710 SF
7	DOLLAR TREE	10,375 SF	27	PETSMART	21,104 SF
8	GREENWAY BEAUTY SUPPLY	3,400 SF	28	ROSS DRESS FOR LESS	23,561 SF
9	ATI	3,253 SF	29	ADVANCE AUTO	6,972 SF
10	ATLANTIC UNION BANK	3,263 SF	30	DTLR	6,309 SF
11	BBQ CHICKEN	1,640 SF	31	POLLO CABANA	1,987 SF
12	SUBWAY	1,260 SF	32	DMV IRON GYM	26,882 SF
13	FOR EYES	2,541 SF	33A	LEASE OUT	1,954 SF
14	H&R BLOCK	1,224 SF	33	SEOUL HOT POT	10,163 SF
15	HAIR CUTTERY	1,230 SF	34	PM PEDIATRICS	8,603 SF
16	STARBUCKS	2,106 SF	35	IHOP	5,162 SF
17	LAYFETTE CREDIT UNION	2,048 SF	36	WENDY'S	2,400 SF
18	GREENWAY LIQUORS	3,147 SF	37	CAPITAL ONE BANK	1,710 SF
19	AVAILABLE	916 SF	38	M&T BANK	2,657 SF
			39	FUTURE AVAILABLE	5,200 SF

ZONED = C-2
GLA AS PER RENT ROLL = 264,601 SF
REV. DATE = AUG 2025

GREENWAY SHOPPING CENTER

7595 GREENBELT ROAD
GREENBELT, MARYLAND 20770



COMBINED PROPERTIES INCORPORATED

7315 Wisconsin Ave
Suite 1000 West
Bethesda, MD 20814
(202) 293-4500
FAX (202) 833-3013

THE SHOPPING CENTER LAYOUT SHOWN IS PRELIMINARY AND SUBJECT TO MODIFICATION. NO REPRESENTATION IS MADE AS TO OCCUPANCY, TYPES OF BUSINESS OR RENT SHOWN OR SALES. THE DRAWING IS ALSO SUBJECT TO CHANGE, REVIEW AND APPROVAL OF ALL GOVERNMENTAL AUTHORITIES. ADDITIONAL BUILDINGS OR STRUCTURES MAY BE SUBMITTED AND EXISTING BUILDINGS OR STRUCTURES MAY BE REMOVED, DELETED OR OTHERWISE MODIFIED AND THE LANDSCAPING AND PARKING LAYOUT IS SUBJECT TO CHANGE.

60' 120'
APPROX. SCALE

LEASING PLAN