

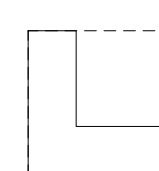


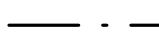





FLOOR PLAN LEGEND

-  EXISTING WALL PARTITION
-  NEW METAL STUD WALL PARTITION / INFILL
-  6X6 CUBICLE
-  5X4 DESK SYSTEM
-  COLUMN
-  1 HR FIRE RATED WALL



-  SUITE 1 - 1375 USF + 1.15 ADD-ON FACTOR
-  SUITE 2 - 1634 USF + 1.15 ADD-ON FACTOR
-  SUITE 3 - 2606 USF + 1.15 ADD-ON FACTOR



FIRST FLOOR TEST
FIT @ 2600
CENTENNIAL

00000 Drawn By: CL
Project Code Checked By: DS

29 MAY 2025
Date

FIRST FLOOR TEST
FIT @ 2600
CENTENNIAL

- Revisions
- △
 - △
 - △
 - △
 - △
 - △
 - △

FIRST FLOOR - TEST
FIT

Tallahassee Florida

A1.1

1 FIRST FLOOR - PLAN

A1.1 1/8" = 1'-0"

