



OFFICE/MEDICAL CONDOS FOR SALE AND LEASE



963 ±SF - 2,084 ±SF OFFICE/MEDICAL CONDOMINIUMS

THE WELL AT SUNSET, LIVERMORE, CA 94550
LOCAL EXPERTISE. INTERNATIONAL REACH. WORLD CLASS.



LEE & ASSOCIATES

The mixed-use property consists of six commercial buildings suitable for office and medical uses with a 120-unit senior housing development under construction (estimated completion Q4 2025).



 Contact Brokers for Pricing

PROPERTY HIGHLIGHTS



963±SF - 2,084±SF Office/Medical Condos



New landscape



Located at Holmes & Concannon in Livermore



ADA compliant common areas



Highly visible freestanding single-story office and medical buildings



Affluent neighborhood with easy access from Silicon Valley and San Francisco metros



Completely renovated in 2021 from the ground up. New Electrical, Plumbing and Roofs



Perfect for Owner-Occupancy and/or Leased Investment Sales.

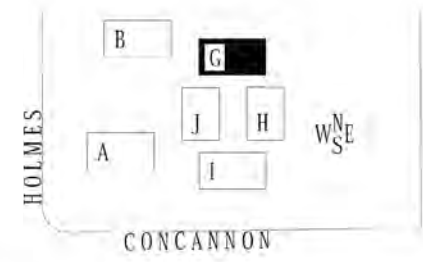


New restaurants opened summer 2022

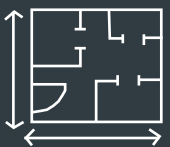


Attractive SBA financing available with 10% down





FLOOR PLAN



BUILDING G - General Medical, Dental, Retail, and Office Uses Permitted

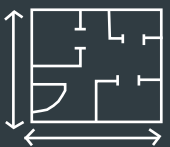
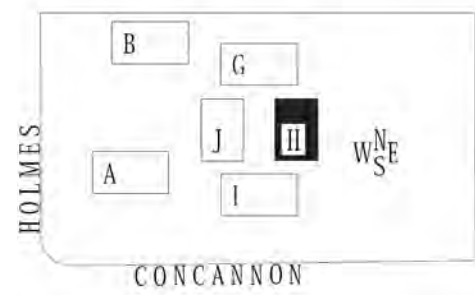
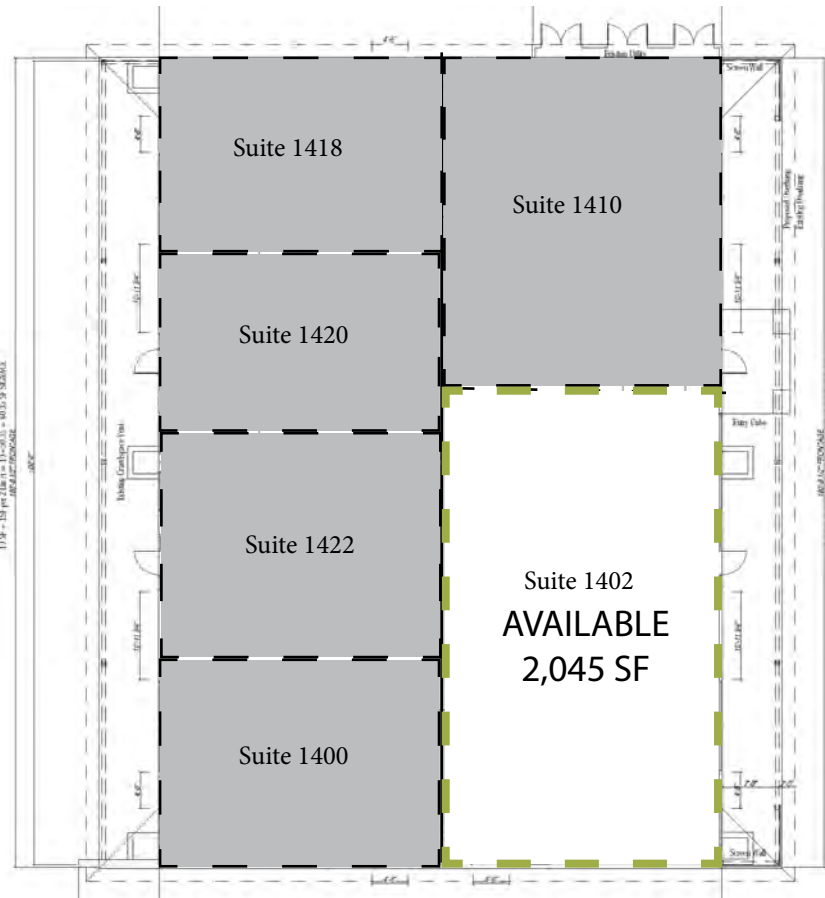
		SQ. FT.
*1424	For Sale or Lease	963
*1428	For Sale or Lease	1,121

*can be combined for a total of 2,084 SF

All information furnished regarding property for sale, rental or financing is from sources deemed reliable, but no warranty or representation is made to the accuracy thereof and same is submitted to errors, omissions, change of price, rental or other conditions prior to sale, lease or financing or withdrawal without notice. No liability of any kind is to be imposed on the broker herein.



FLOOR PLAN



BUILDING H - General Medical, Dental, Retail, and Office Uses Permitted

*1402 For Sale or Lease

SQ. FT.
2,045

*Divisible

All information furnished regarding property for sale, rental or financing is from sources deemed reliable, but no warranty or representation is made to the accuracy thereof and same is submitted to errors, omissions, change of price, rental or other conditions prior to sale, lease or financing or withdrawal without notice. No liability of any kind is to be imposed on the broker herein.



EXECUTIVE OFFICE SUITES



BUILDING "I" PATIO AREA



BUILDING "I" TOWER SIGNAGE



EXTERIOR PHOTOS



AREA MAP



ComCast Cable
300 Employees

Isabel Neighborhood
4,100 New Homes

Kaiser Permanente
Regional Distribution Center
990 Employees

San Francisco
Premium Outlets

Livermore
Municipal Airport

Livermore Valley
Joint Unified School District
1,290 Employees

Lawrence Livermore
National Laboratory
6,500 Employees

Stanford Health Care
ValleyCare Livermore
1,420 Employees

Downtown
Livermore

Granada High
2,282 Students

Joe Michell K-8
819 Students

Sandia National
Laboratory
1,400 Employees

Emma C Smith
Elementary
719 Students

Sunset Elementary
771 Students

Willam Mendenhall
965 Students



Ruby Hill
Country Club

Sycamore
Grove Park

Private Jack Nicholas
Country Club
850 Homes
Average Price \$3M

Wente Vinyards
676 Employees

10-MINUTE DRIVE TIME

2020 SUMMARY - 10 MIN DRIVE TIME

Population	75,384
Households	27,075
Average Family Size	3.18
Median Age	41.1
Median HH income	\$ 141,236
Average HH income	\$ 171,383



DEMOGRAPHICS	1 MILE	3 MILE	5 MILE
MEDIAN HH INCOME	\$162,052	\$138,052	\$148,560
POPULATION	14,773	63,855	106,322
TOTAL HOUSEHOLDS	5,150	22,766	37,919
MEDIAN AGE	44.7	41.1	40.9



DISTANCE TO:

San Francisco	45 Miles
San Jose	32 Miles
Walnut Creek	28 Miles
Oakland Airport	28 Miles

DEMOGRAPHICS



ROBUST POPULATION

90,189



NUMBER OF HOUSEHOLDS

30,545



APPROX. AVERAGE HH INCOME

\$150,934



MEDIAN AGE

39.7



4 YEAR DEGREE OR HIGHER

41%



RETAIL SALES VOLUME

\$1.2 billion

LIVERMORE BY THE NUMBERS.

Livermore is the easternmost city in the San Francisco Bay Area and the gateway to the Central Valley. Powered by its wealth of research, technology and innovation, it is a technological hub and an academically engaged community. Many highly skilled people come to the region to work at the National Labs (LLNL and Sandia), corporate headquarters, and many entrepreneurial ventures.

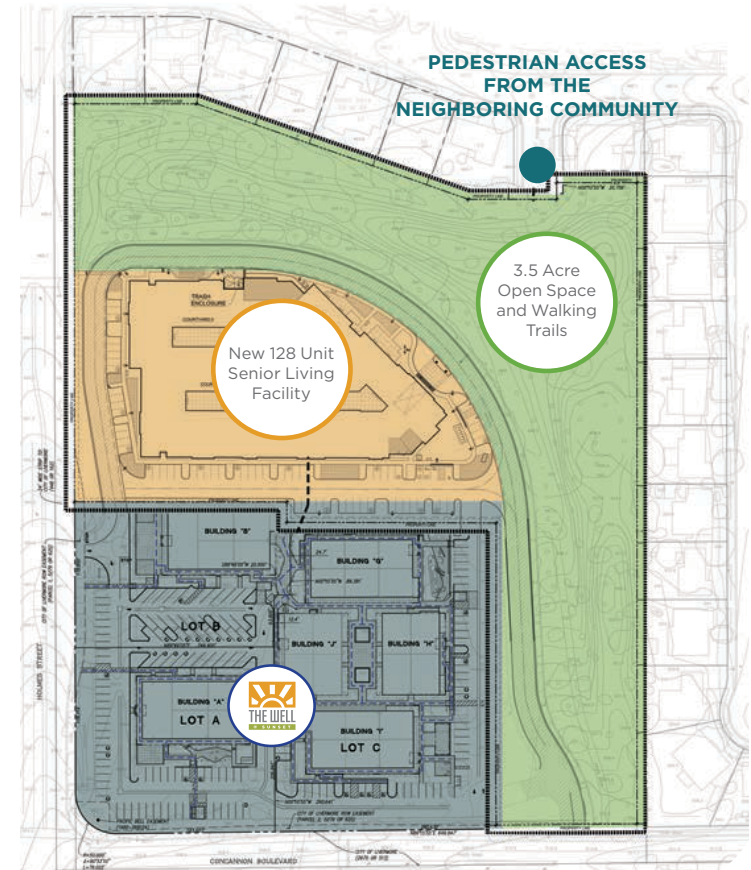




FUTURE SENIOR CENTER

MEET YOUR NEIGHBORS.

A brand new upscale senior living residence will be built on the site immediately adjacent to the property, overlooking the open space. The 112,000 square foot property will have 84 assisted living units, 44 memory care units and will offer a convenient, lock-and-leave lifestyle for renters aged 55+. The average resident net worth is anticipated to be \$1 million+.





FOR SALE AND LEASE

963±SF - 2,084±SF OFFICE/MEDICAL CONDOMINIUMS

THE WELL AT SUNSET | LIVERMORE, CA 94550



Mark Rinkle

Principal

mrinkle@lee-associates.com

925.737.4145

LIC NO 01512632



Jessica Mauser

Managing Principal

jmauser@lee-associates.com

925.737.4168

LIC NO 01728720

This offering has been prepared solely for informational purposes. It is designed to assist a potential investor in determining whether it wishes to proceed with an in-depth investigation of the subject property. While the information contained herein is from sources deemed reliable, it has not been independently verified by Lee & Associates - East Bay, Inc., its affiliates, or by the Seller. The projections and pro forma budget contained herein represent best estimates on assumptions considered reasonable under the circumstances. No representations or warranties, expressed or implied, are made that actual results will conform to such projections. This document is provided subject to errors, omissions and changes in the information and is subject to modification or withdrawal. The contents herein are confidential and are not to be reproduced without the express written consent of Lee & Associates - East Bay, Inc. Interested buyers should be aware that the Seller is selling the Property in "AS IS" CONDITION WITH ALL FAULTS, WITHOUT REPRESENTATIONS OR WARRANTIES OF ANY KIND OR NATURE. Prior to and/or after contracting to purchase, as appropriate, buyer will be given a reasonable independently or through agents of the buyer's choosing. The Seller reserves the right to withdraw the Property being marketed at any time without notice, to reject all offers, and to accept any offer without regard to the relative price and terms of any other offer. Any offer to buy must be: (i) presented in the form of a non-binding letter of intent (ii) incorporated in a formal written contract of purchase and sale to be prepared by the Seller and executed by both parties and executed by both parties; and (iii) approved by Seller and such other parties who may have an interest in the Property. Neither the prospective buyer nor Seller shall be bound until execution of the contract of purchase and sale, which contract shall supersede prior discussions and writings and shall constitute the sole agreement of the parties. Prospective buyers shall be responsible for their costs and expenses of investigating the Property and all other expenses, professional or otherwise, incurred by them.

Lee & Associates® East Bay, Inc. Corp. ID 01194869 4695 Chabot Drive, Suite 110, Pleasanton, CA 94588

LEE-ASSOCIATES.COM



LEE & ASSOCIATES