

PRIME RETAIL | OFFICE OPPORTUNITIES FOR LEASE

ECHO PARK | HIFI RETAIL
RESTAURANT | FITNESS | OFFICE

JOIN TARGET
NOW OPEN
ACROSS THE
STREET



1925 W TEMPLE STREET
LOS ANGELES, CA 90026



COMMERCIAL
ASSET GROUP

**DOWNTOWN
LOS ANGELES**

AVAILABLE SPACE

±800 - ±1,600 SF

AVAILABLE

IMMEDIATELY

RENTAL RATE

\$2.00-\$3.00 BASE RENT PSF + NNN
(NNN ESTIMATED AT \$0.47 PSF)

**WESTLAKE
NORTH**

**HISTORIC
FILIPINOTOWN**

TARGET



ALEXAN BAHAY

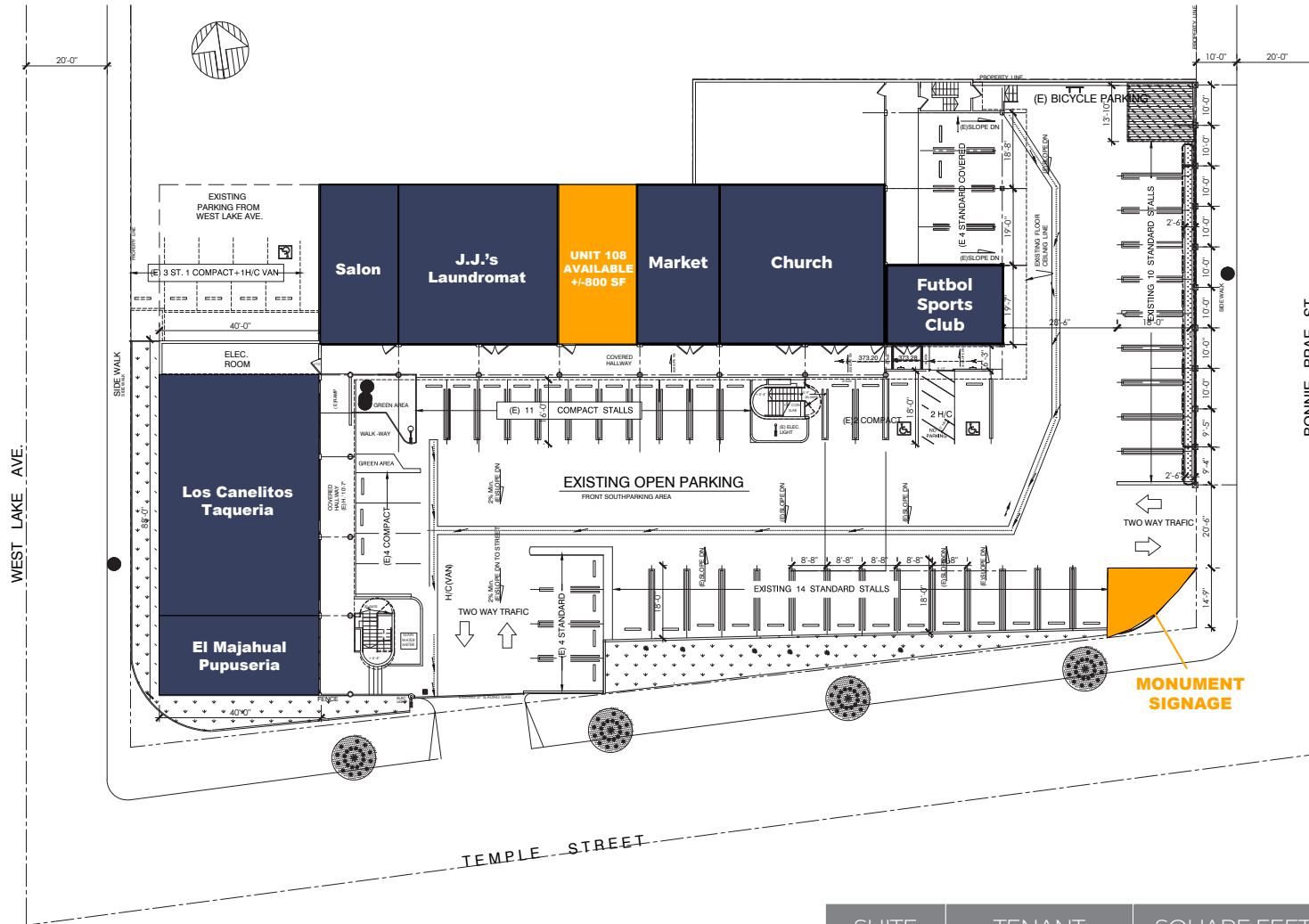
200 MARKET RATE APARTMENT UNITS

TEMPLE STREET

- HEAVILY TRAFFICKED SOUTH ECHO PARK + HISTORIC FILIPINOTOWN CENTER SITUATED BETWEEN BONNIE BRAE STREET AND WESTLAKE AVENUE
- IDEAL FOR A MULTITUDE OF USES INCLUDING RETAIL, RESTAURANT, CREATIVE OFFICE, FITNESS AND MEDICAL
- LOCATED IN A LOS ANGELES ENTERPRISE ZONE WITH 48 PARKING SPACES ON SITE
- MONUMENT SIGNAGE OPPORTUNITIES AVAILABLE
- SITUATED ACROSS FROM THE "ALEXAN" DEVELOPMENT BY TRAMMEL CROW RESIDENTIAL FEATURING 200 MARKET RATE APARTMENT UNITS
- JUST MINUTES TO DOWNTOWN LA, ECHO PARK, SILVERLAKE, WESTLAKE, MACARTHUR PARK AND DODGER STADIUM

These materials are based on information and content provided by others, which we believe are accurate. No guarantee, warranty or representation is made by Commercial Asset Group, Inc. or its personnel. All interested parties must independently verify accuracy and completeness. As well, any projections, assumptions, opinion, or estimates are used for example only and do not represent the current or future performance of the identified property. Your tax, financial, legal and toxic substance advisors should conduct a careful investigation of the property and its suitability for your needs, including land use limitations. The property is subject to prior lease, sale, change in price, or withdrawal from the market without notice.

SITE PLAN GROUND FLOOR



SUITE	TENANT	SQUARE FEET	RENT
108	AVAILABLE	800 SF	\$3.00 + NNN

SITE PLAN SECOND LEVEL



SUITE	TENANT	SQUARE FEET	RENT
201	AVAILABLE	840 SF	\$2.00 + NNN
206	AVAILABLE	800 SF	\$2.00 + NNN
207	AVAILABLE	800 SF	\$2.00 + NNN
209	AVAILABLE	800 SF	\$2.00 + NNN
211-B	AVAILABLE	970 SF	\$2.00 + NNN

AERIAL



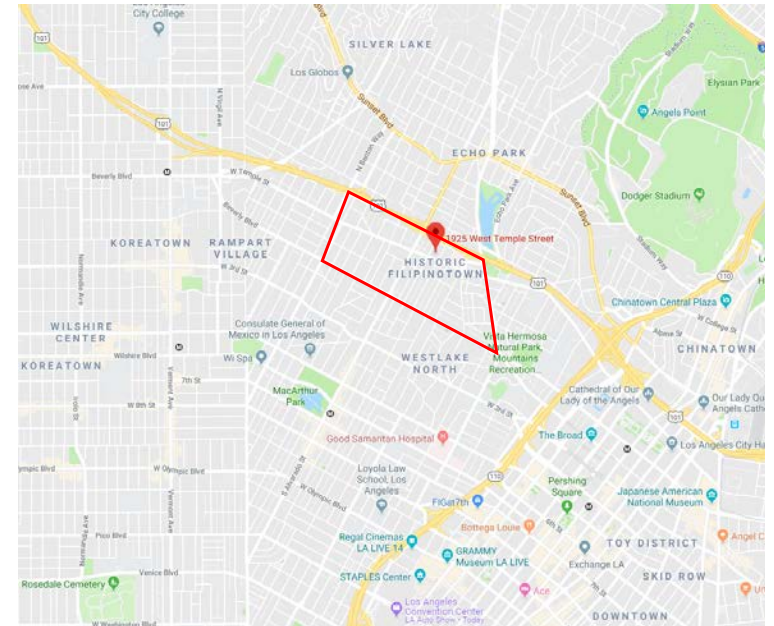


HISTORIC FILIPINOTOWN

Founded in 2002, the district overlaps and is divided by the two larger communities of Silver Lake and Echo Park. Situated in an area within Westlake that is bounded by Hoover Street to the West, Glendale Blvd on the East, Temple Street to the North, and Beverly Blvd on the South, the neighborhood is ideally located within close proximity to some of Los Angeles' most vibrant communities and within striking distance to the burgeoning Downtown LA.

Historically comprised of low-rise residential buildings and commercial storefronts, the area has caught the eye of developers and is experiencing unprecedented growth with the introduction of several new multi-family residential and mixed-use projects, including creative office, local and national retail projects to benefit an under-served community.

A staggering 3,300 new residential units have been built or are in development nearby. With an anticipated 2019 completion, Trammel Crow Residential's newest project, the Alexan Bahay, is located directly across the street from 1925 W Temple Street, offering 200 studio, one and two-bedroom apartments. The influx of more young professionals and families is attracting more exciting businesses, shops and restaurants to an already hip and thriving community.



1. 2510 Temple St
"Cactus"
47 Apartment Units

2. 411 N Rosenell Terrace
71 Apartment Units Proposed

3. 418 N Alvarado
73 Apartment Units Proposed

4. 2017 W Temple St
40 Apartment Units Proposed

5. 1925 W Temple St
Subject Property

6. 1910 W Temple St
"Alexan Bahay"
200 Apartment Units

7. 245 N Union
18 Small Lot Homes Proposed

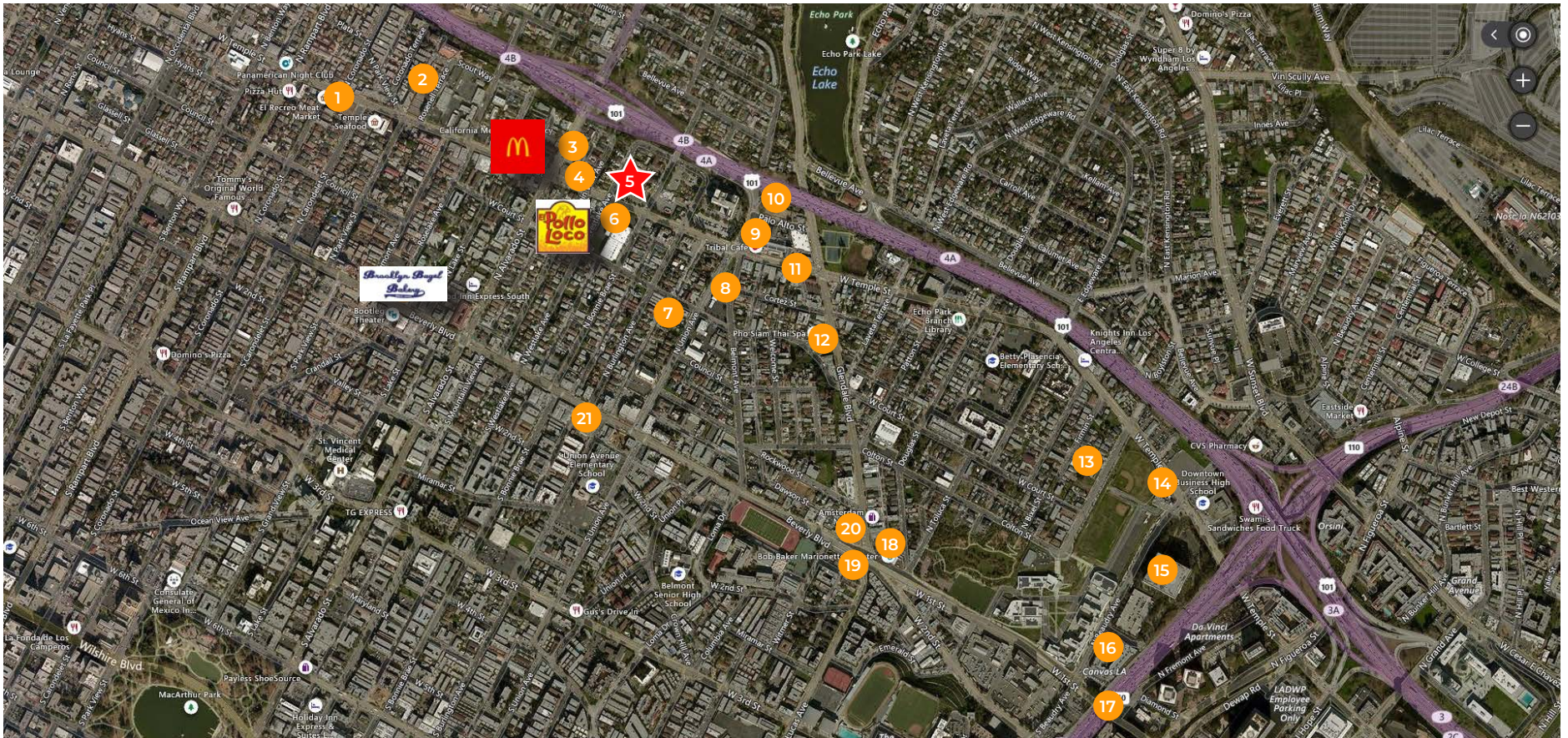
8. 333 Belmont Ave
69 Apartment Units

9. 1647 W Temple St
49 Apartment Units

10. 1625 W Palo Alto St
88 Room Hotel Proposed

11. 1614-1625 W Temple St
55 Apartment Units Proposed

12. 301 Glendale Blvd
"Echo Park Village"



13. 327-411 N Boylston St
121 Apartment Units
Lion RE Group

14. 1100 W Temple St
53 Apartment Units Proposed
La Terra Development

15. 1000 W Temple St
"Ferrante"
1500 Apartment Units
Geoff Palmer

16. Canvas Apartments
204 Apartment Units

17. 1000 W 1st St
220 Apartment Units Proposed

18. 345 W 1st St
"Marionette Square"
102 Apartment Units Proposed

19. 111 Lucas Ave
"Mosaic Gardens"
125 Apartment Units
LINC Housing

20. 101 S Glendale Blvd
55 Apartment Units

21. 1800 W Beverly Blvd
243 Apartment Units Proposed

NOTEABLE DEVELOP- MENTS

COMMERCIAL ASSET GROUP

1801 CENTURY PARK EAST, 1550
LOS ANGELES, CA 90067
P 310.275.8222 F 310.275.8223
WWW.CAGRE.COM
LIC. 01876070

CHAD SIDKOFF

MANAGING DIRECTOR

P 310.272.7392
E CSIDKOFF@CAGRE.COM
LIC. 01875412



COMMERCIAL
ASSET GROUP

