

FOR LEASE | 2,500± SF OFFICE SPACE

2 PRIVATE OFFICES | MOSTLY OPEN FLOOR PLAN

10 Midland Street, Hartford, CT 06120

LEASE RATE: \$16/SF FULL SERVICE GROSS

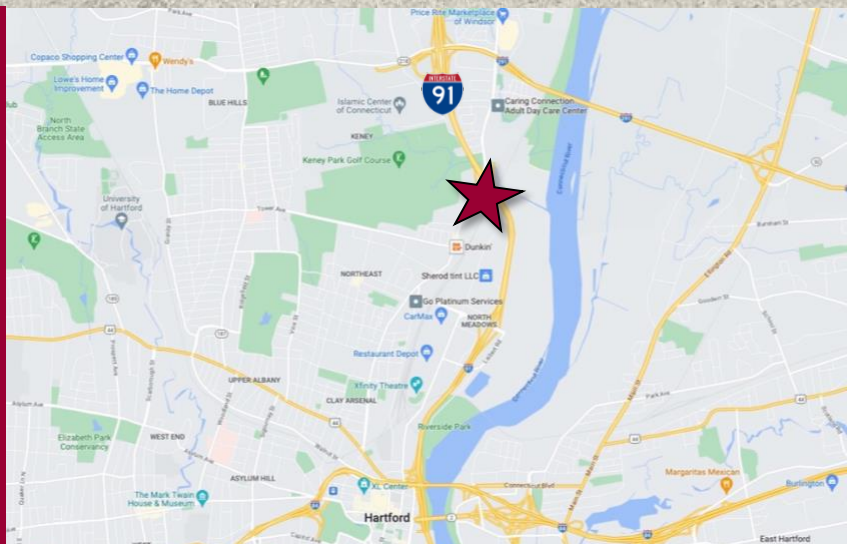


Ranked in Top 50
Commercial Firms in U.S.



STAY UP TO DATE ON OUR LISTINGS!

Scan the QR Code below
with the camera on your
smart phone to sign-up for
email notifications.



Property Highlights

- 20,575± SF Buiding
- 2,500± SF Available
- 1 Story
- Parking Ratio: 1.23/1000
- Storage Space Available
- 0.87 Acre
- Zoning: CX-2
- Frontage: 122'
- I-91 N, Exit 34
- Many area amenities

For more information contact: [Kyleigh Caron](mailto:Kyleigh_Caron@orlcommercial.com) | 860-761-6004 | kcaron@orlcommercial.com

O,R&L Commercial Integrated Real Estate Services | www.orlcommercial.com

2 Summit Place, Branford, CT 06450 • Tel: (203) 488-1555 • Fax: (203) 315-4046 | 2340 Silas Deane Highway, Rocky Hill, CT 06067 • Tel: (860) 721-0033 • Fax: (860) 721-7882

While the information contained herein has been obtained from sources deemed to be reliable, no guarantee is made as to its accuracy.

FOR LEASE | 2,500± SF OFFICE SPACE

2 PRIVATE OFFICES | MOSTLY OPEN FLOOR PLAN

10 Midland Street, Hartford, CT 06120

LEASE RATE: \$16/SF FULL SERVICE GROSS



Ranked in Top 50
Commercial Firms in U.S.

BUILDING INFORMATION

GROSS BLD. AREA 20,575± SF
AVAILABLE AREA 2,500± SF
MAX CONTIGUOUS AREA 2,500± SF
WILL SUBDIVIDE TO 2,500± SF
NUMBER OF FLOORS 1
COLUMN SPACING 31' x 21'
CLEAR HEIGHT 14' 7"
LOADING DOCKS 3
DRIVE-IN DOORS None
CONSTRUCTION Masonry
ROOF TYPE Flat, Membrane
YEAR BUILT 1950

SITE INFORMATION

SITE AREA 0.87± Acre
ZONING CX-2
PARKING 1.23/1000
SIGNAGE Available
FRONTAGE 122'
HWY.ACCESS I-91 N, Exit 34

UTILITIES

SEWER City
WATER City
GAS No

EXPENSES



RE TAXES Tenant Landlord
UTILITIES Tenant Landlord
INSURANCE Tenant Landlord
MAINTENANCE Tenant Landlord
JANITORIAL Tenant Landlord

MECHANICAL EQUIPMENT

AIR CONDITIONING Office Only
TYPE OF HEAT Oil, Steam
SPRINKLERED No
ELECTRIC SERVICE 600 amp / 600 volt

COMMENTS Mostly open office floor plan with 2 private offices and storage space available.

DIRECTIONS I-91 N, Exit 34. Left onto Meadow Rd. Left onto Windsor Ave (Rt. 159). Left onto Violet St. Right onto Midland St. Property is on the left.



Property Highlights

- 20,575± SF Buiding
- 2,500± SF Available
- 1 Story
- Parking Ratio: 1.23/1000
- Storage Space Available
- 0.87 Acre
- Zoning: CX-2
- Frontage: 122'
- I-91 N, Exit 34
- Many area amenities
 - Shopping
 - Banking
 - Dining



Scan the QR Code below with the camera on your smart phone to access our website.



FIND US ON



For more information contact: [Kyleigh Caron](mailto:kyleigh@orlcommercial.com) | 860-761-6004 | kcaron@orlcommercial.com

O,R&L Commercial Integrated Real Estate Services | www.orlcommercial.com

2 Summit Place, Branford, CT 06450 • Tel: (203) 488-1555 • Fax: (203) 315-4046 | 2340 Silas Deane Highway, Rocky Hill, CT 06067 • Tel: (860) 721-0033 • Fax: (860) 721-7882

While the information contained herein has been obtained from sources deemed to be reliable, no guarantee is made as to its accuracy.