

ROOM FINISH SCHEDULE		FLOOR	BASE	WALLS	CEILING	REMARKS
ROOM / ROOM NAME	MARK					
101	EXISTING BANQUET ROOM	WOOD	WOOD	WOOD	WOOD	
102	MECHANICAL	CONCRETE	CONCRETE	CONCRETE	CONCRETE	
103	BANQUET STAIRS	WOOD	WOOD	WOOD	WOOD	
104	BANQUET BANQUET ROOM	WOOD	WOOD	WOOD	WOOD	
105	EXISTING FORMAL DINING	WOOD	WOOD	WOOD	WOOD	
106	BANQUET HALL	WOOD	WOOD	WOOD	WOOD	
107	STAIRS	WOOD	WOOD	WOOD	WOOD	
108	EXISTING ELECTRICAL	WOOD	WOOD	WOOD	WOOD	
109	NEW BANQUET HALL	WOOD	WOOD	WOOD	WOOD	
110	NEW BANQUET HALL	WOOD	WOOD	WOOD	WOOD	
111	ELECTRICAL ROOM 1	WOOD	WOOD	WOOD	WOOD	
112	CHIEF'S OFFICE	WOOD	WOOD	WOOD	WOOD	
113	CHIEF'S OFFICE	WOOD	WOOD	WOOD	WOOD	
114	LOCKER STORAGE	WOOD	WOOD	WOOD	WOOD	
115	BATH STORAGE	WOOD	WOOD	WOOD	WOOD	
116	BATH REFERENCE	WOOD	WOOD	WOOD	WOOD	
117	BATH REFERENCE	WOOD	WOOD	WOOD	WOOD	
118	NEW BANQUET HALL	WOOD	WOOD	WOOD	WOOD	
119	NEW BANQUET HALL	WOOD	WOOD	WOOD	WOOD	
120	NEW BANQUET HALL	WOOD	WOOD	WOOD	WOOD	
121	NEW BANQUET HALL	WOOD	WOOD	WOOD	WOOD	
122	NEW BANQUET HALL	WOOD	WOOD	WOOD	WOOD	
123	NEW BANQUET HALL	WOOD	WOOD	WOOD	WOOD	
124	NEW BANQUET HALL	WOOD	WOOD	WOOD	WOOD	
125	NEW BANQUET HALL	WOOD	WOOD	WOOD	WOOD	
126	NEW BANQUET HALL	WOOD	WOOD	WOOD	WOOD	
127	NEW BANQUET HALL	WOOD	WOOD	WOOD	WOOD	
128	NEW BANQUET HALL	WOOD	WOOD	WOOD	WOOD	
129	NEW BANQUET HALL	WOOD	WOOD	WOOD	WOOD	
130	NEW BANQUET HALL	WOOD	WOOD	WOOD	WOOD	
131	NEW BANQUET HALL	WOOD	WOOD	WOOD	WOOD	
132	NEW BANQUET HALL	WOOD	WOOD	WOOD	WOOD	
133	NEW BANQUET HALL	WOOD	WOOD	WOOD	WOOD	
134	NEW BANQUET HALL	WOOD	WOOD	WOOD	WOOD	
135	NEW BANQUET HALL	WOOD	WOOD	WOOD	WOOD	
136	NEW BANQUET HALL	WOOD	WOOD	WOOD	WOOD	
137	NEW BANQUET HALL	WOOD	WOOD	WOOD	WOOD	
138	NEW BANQUET HALL	WOOD	WOOD	WOOD	WOOD	
139	NEW BANQUET HALL	WOOD	WOOD	WOOD	WOOD	
140	NEW BANQUET HALL	WOOD	WOOD	WOOD	WOOD	

- NOTES:
 1. HOLDING APPLIED TO GYM IN VARIOUS LOCATIONS - SEE 10.00'S.
 2. PURCHASED AS A PACKAGE - SEE SUBMITTAL FOR FINISHES
 3. SEALED CONCRETE FLOOR: FLOAT FINISH SMOOTH CORNER W/ SURFACE HARDENER APPLIED DURING FINAL TRIMME.
 4. SEAL W/ MAC CONCRETE STAIN (CLEAR) 2 COATS

WINDOW AND LOUVER SCHEDULE		MARK	NOMINAL SIZE	TYPE	MATERIAL	FINISH	REMARKS
WINDOW	LOUVER						
1	8'-0" X 8'-0"	1	8'-0" X 8'-0"	ALUM. FR. LITE	ALUM.	ALUM. FR. LITE	
2	6'-0" X 6'-0"	2	6'-0" X 6'-0"	ALUM. FR. LITE	ALUM.	ALUM. FR. LITE	
3	4'-0" X 4'-0"	3	4'-0" X 4'-0"	ALUM. FR. LITE	ALUM.	ALUM. FR. LITE	
4	2'-0" X 2'-0"	4	2'-0" X 2'-0"	ALUM. FR. LITE	ALUM.	ALUM. FR. LITE	
5	10'-0" X 8'-0"	5	10'-0" X 8'-0"	ALUM. FR. LITE	ALUM.	ALUM. FR. LITE	
6	4'-0" X 3'-0"	6	4'-0" X 3'-0"	ALUM. FR. LITE	ALUM.	ALUM. FR. LITE	
7	4'-0" X 3'-0"	7	4'-0" X 3'-0"	ALUM. FR. LITE	ALUM.	ALUM. FR. LITE	

- NOTES:
 1. ARCHED TOP UNIT - SEE ELEVATIONS FOR SPECIFIC CONFIGURATION AND PLACEMENT OF THE TOP WINDOW
 2. IF POSSIBLE, THE TWO EXISTING SIDE LIGHTS CAN REMAIN AND NEW STOREFRONT (TO MATCH EXISTING LIGHTS) CAN REPLACE THE RELOCATED DOORS. FIELD MEASURE FOR WIDTH OF H/FL. EXISTING ARCHED TRANSOM TO REMAIN.
 3. SEE ROOF PLAN FOR LOCATION

DOOR SCHEDULE		MARK	TYPE	FINISH	REMARKS
DOOR	FRAME				
1	ALUM. FR. LITE	1	ALUM. FR. LITE	ALUM.	
2	ALUM. FR. LITE	2	ALUM. FR. LITE	ALUM.	
3	ALUM. FR. LITE	3	ALUM. FR. LITE	ALUM.	
4	ALUM. FR. LITE	4	ALUM. FR. LITE	ALUM.	
5	ALUM. FR. LITE	5	ALUM. FR. LITE	ALUM.	
6	ALUM. FR. LITE	6	ALUM. FR. LITE	ALUM.	
7	ALUM. FR. LITE	7	ALUM. FR. LITE	ALUM.	
8	ALUM. FR. LITE	8	ALUM. FR. LITE	ALUM.	
9	ALUM. FR. LITE	9	ALUM. FR. LITE	ALUM.	
10	ALUM. FR. LITE	10	ALUM. FR. LITE	ALUM.	
11	ALUM. FR. LITE	11	ALUM. FR. LITE	ALUM.	
12	ALUM. FR. LITE	12	ALUM. FR. LITE	ALUM.	
13	ALUM. FR. LITE	13	ALUM. FR. LITE	ALUM.	
14	ALUM. FR. LITE	14	ALUM. FR. LITE	ALUM.	
15	ALUM. FR. LITE	15	ALUM. FR. LITE	ALUM.	
16	ALUM. FR. LITE	16	ALUM. FR. LITE	ALUM.	
17	ALUM. FR. LITE	17	ALUM. FR. LITE	ALUM.	
18	ALUM. FR. LITE	18	ALUM. FR. LITE	ALUM.	
19	ALUM. FR. LITE	19	ALUM. FR. LITE	ALUM.	
20	ALUM. FR. LITE	20	ALUM. FR. LITE	ALUM.	
21	ALUM. FR. LITE	21	ALUM. FR. LITE	ALUM.	
22	ALUM. FR. LITE	22	ALUM. FR. LITE	ALUM.	
23	ALUM. FR. LITE	23	ALUM. FR. LITE	ALUM.	
24	ALUM. FR. LITE	24	ALUM. FR. LITE	ALUM.	
25	ALUM. FR. LITE	25	ALUM. FR. LITE	ALUM.	
26	ALUM. FR. LITE	26	ALUM. FR. LITE	ALUM.	
27	ALUM. FR. LITE	27	ALUM. FR. LITE	ALUM.	
28	ALUM. FR. LITE	28	ALUM. FR. LITE	ALUM.	
29	ALUM. FR. LITE	29	ALUM. FR. LITE	ALUM.	
30	ALUM. FR. LITE	30	ALUM. FR. LITE	ALUM.	

- NOTES:
 1. 20 MIN. FIRE RATED DOOR & FRAME W/ CLOSER
 2. PROVIDE GLASS TRANSOM - SEE INTERIOR ELEVATIONS
 3. PROVIDE PANIC TYPE HARDWARE W/ CLOSER W/ SIGN TO READ "FOR EMERGENCY USE ONLY"
 4. PROVIDE ALUM. STOREFRONT TRANSOM - SEE ELEVATIONS
 5. REUSE EXISTING DOOR IF POSSIBLE - FROM NEW GRILLE ROOM ATRIUM
 6. NOT USED
 7. REUSE EXISTING DOOR IF POSSIBLE - FROM EXISTING BANQUET ROOM
 8. LABEL DOOR & FRAME W/ CLOSER
 9. MAGNETIC HOLD OPEN W/ AUTO. CLOSING DEVICE TRIGGERED ONCE SMOKE DETECTORS ARE ACTIVATED
 10. PROVIDE CLOSER
 11. PROVIDE PANIC HARDWARE
 12. PROVIDE 8 FT. GLASS TRANSOM TO 8'-0" A.F.F.

ABBREVIATIONS:	
ALUM.	ALUMINUM
CONC.	CONCRETE
CONC.	CERAMIC
CONC.	CYPRESS BOARD
CONC.	1 HR. RATED GYP. BD.
CONC.	ASSEMBLY - GA (RCR001)
CONC.	(SEE REFLECTED CLC PLAN)
CL.	GLASS
L.T.	MELLOW METAL
MTL.	LOCK
MTL.	METAL
PRE-FIN.	PRE-FINISHED
PRE-FIN.	PAINTED
CLR.	CLAY
RUB.	RUBBER
SC	SUSPENDED ACUSTIC CEILING TIE
SCV	(SEE REFLECTED CLC PLAN) SUSPENDED CEILING TIE W/ VINYL FINISH
SCX	(SEE REFLECTED CLC PLAN) SUSPENDED GRD CEILING - 1 HR. RATED ASSEMBLY
ST. FIN.	(SEE REFLECTED CLC PLAN) STORE FRONT STORE FRONT
ST. FT.	WHTL COMPOSITION TIE
VCT	VCT
VTC	VCT
VWC	VCT
WD	WHTL WALLCOVERING WOOD

CREATIVE CONTRACTORS INC.
 630 DREW STREET
 CLEARWATER, FLORIDA

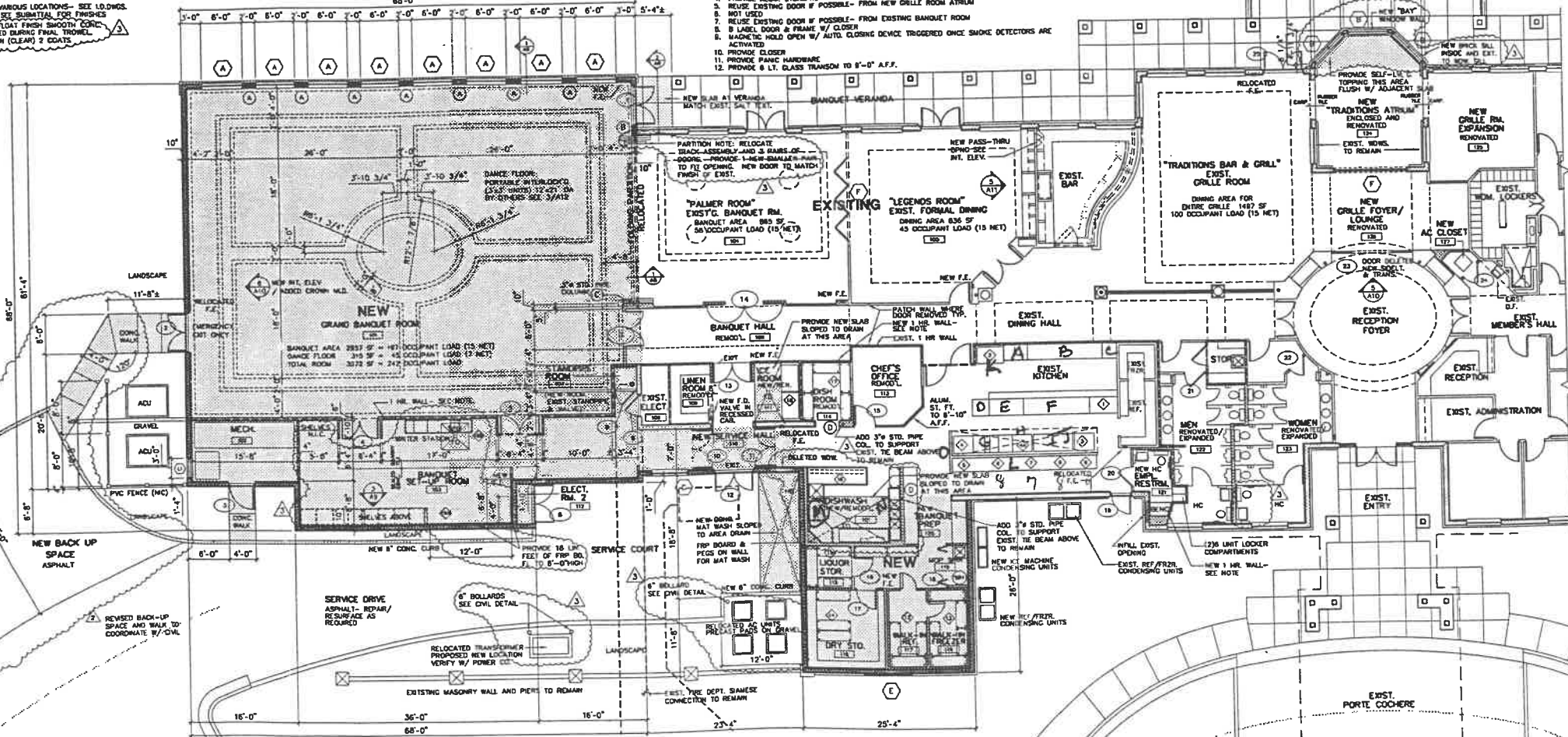
SCARBOROUGH CORPORATIO
 A WEYERHAEUSER COMPANY

SILVERTHORN
 CLUB HOUSE ADDITION
 HERNANDO COUNTY, FLORIDA

PHILIP S. GIBSON ARCHITECTS PLANNERS INC.

1215 E. 6TH AVE
 YBOR CITY
 TAMPA FLORIDA 33605
 PHONE 813 226-6000
 FAX 813 226-0770

JOB NO. 9882
 DATE 9/30/97
 DRAWN BY CJ
 REV. 1 7/7/97
 REV. 2 7/28/97
 REV. 3 8/20/97
 REV. 4



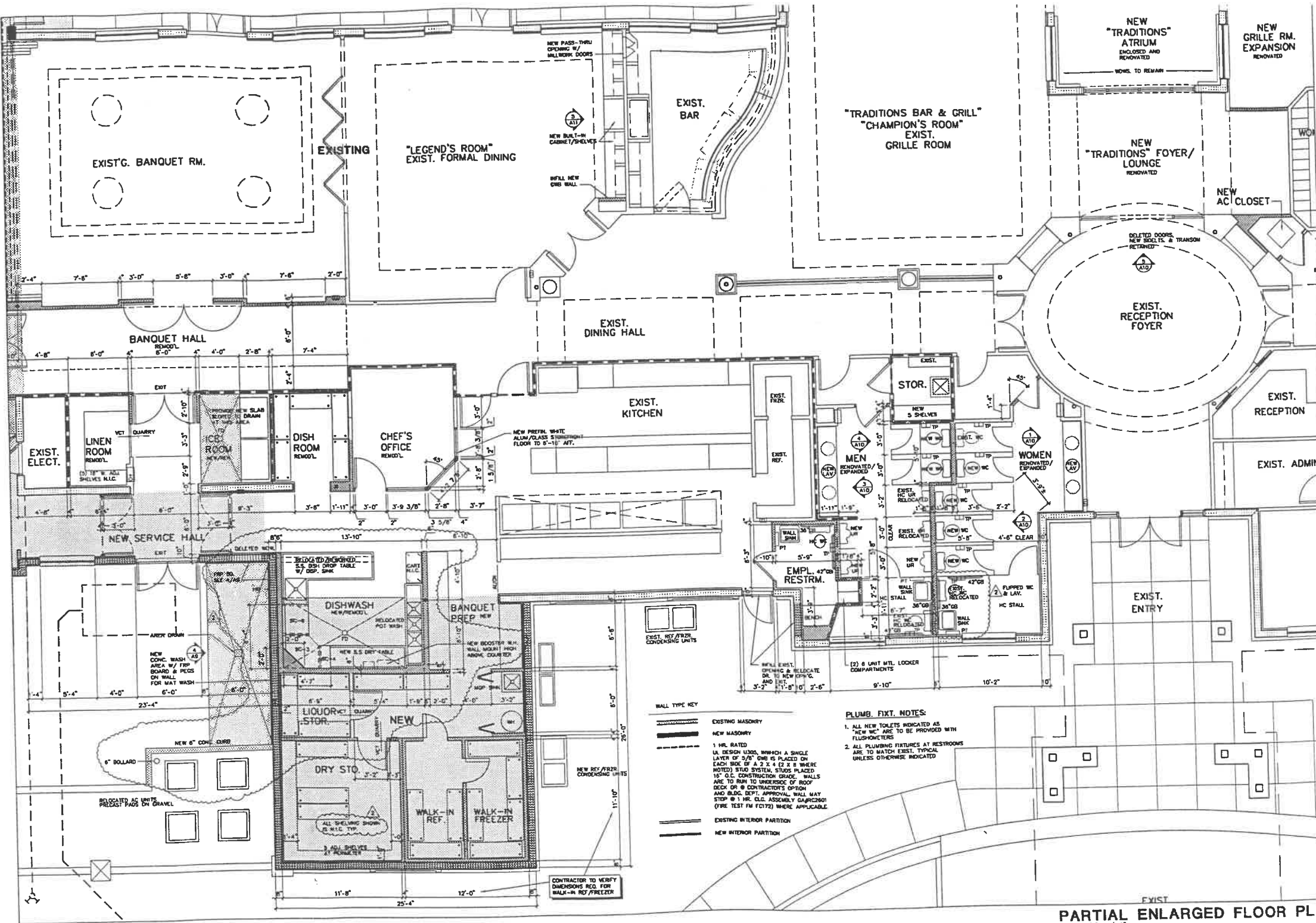
KITCHEN EQUIPMENT SCHEDULE		MARK	DESCRIPTION	NEW
1	BEEL SANDWICH UNIT WITH UNDER COUNTER REFRIGERATION			
2	REACH-IN DISPLAY UNIT	NEW	RELOCATED	RELOCATED
3	DOUBLE STAGE BLOCCOT OWEN	NEW	RELOCATED	RELOCATED
4	COMBINATION OWEN WITH GENERATOR	NEW	RELOCATED	RELOCATED
5	INTRA RED BROWER	NEW	RELOCATED	RELOCATED
6	STEAM KETTLE FLOOR MODEL	NEW	RELOCATED	RELOCATED
7	S/S COUNTER	NEW	RELOCATED	RELOCATED
8	S/S COUNTER	NEW	RELOCATED	RELOCATED
9	2 COMPARTMENT SINK	NEW	RELOCATED	RELOCATED
10	S/S COUNTER	NEW	RELOCATED	RELOCATED
11	S/S COUNTER	NEW	RELOCATED	RELOCATED
12	WALK-IN REFRIGERATOR 8' X 12'	NEW	RELOCATED	RELOCATED
13	WALK-IN REFRIGERATOR 8' X 12'	NEW	RELOCATED	RELOCATED
14	INTERIOR LIGHT/DORER	NEW	RELOCATED	RELOCATED
15	METRO SHELVING QUE SYSTEM	NEW	RELOCATED	RELOCATED
16	CHANGING ROOM	NEW	RELOCATED	RELOCATED
17	WALL MOUNTED BOOSTER HEATER	NEW	RELOCATED	RELOCATED
18	WALL MOUNTED BOOSTER HEATER	NEW	RELOCATED	RELOCATED
19	WALL MOUNTED BOOSTER HEATER	NEW	RELOCATED	RELOCATED
20	WALL MOUNTED BOOSTER HEATER	NEW	RELOCATED	RELOCATED

WALL TYPE KEY	
(Symbol)	EXISTING MASONRY
(Symbol)	NEW MASONRY
(Symbol)	1 HR. RATED
(Symbol)	L.A. DESIGN WOOD FINISH ON A SINGLE LAYER OF 5/8" GIBBS IS PLACED ON EACH SIDE OF A 2" X 4" (2" X 4" WHERE NOTED) STUD SYSTEM. STUDS PLACED ARE TO RUN TO UNDERSIDE OF ROOF DECK OR CONTRACTOR'S OPTION AND BLOC. DEPT. APPROVAL WALL MAY STOP @ 1 HR. CLC ASSEMBLY CARTRIDGE (FIRE TEST FM FOT72) WHERE APPLICABLE.
(Symbol)	EXISTING INTERIOR PARTITION
(Symbol)	NEW INTERIOR PARTITION

SEE SHEET A3 FOR 1/4" SCALE ENLARGED PARTIAL PLAN

ADDITION/RENOVATION FLOOR PLAN
 SCALE: 1/8"=1'-0"

GENERAL DATA:	
EXIST. BUILDING	10,541 AC SF
ADDITION	5,812 AC SF
TOTAL:	16,353 AC SF
TYP: V CONSTRUCTION, SPRINKLERED MIXED USE OCCUPANCY, ASSEMBLY CLASSIFICATION	



CREATIVE CONTRACTORS I
620 DREW STREET
CLEARWATER, FLORIDA
SCARBOROUGH CORPORATE
A WETTERHAUSER COMPANY

SILVERTHORN
CLUB HOUSE FACILITY
HERNANDO COUNTY
FLORIDA



OGH
CURTIS GAMES HALL
ARCHITECTS PLANNING INC.

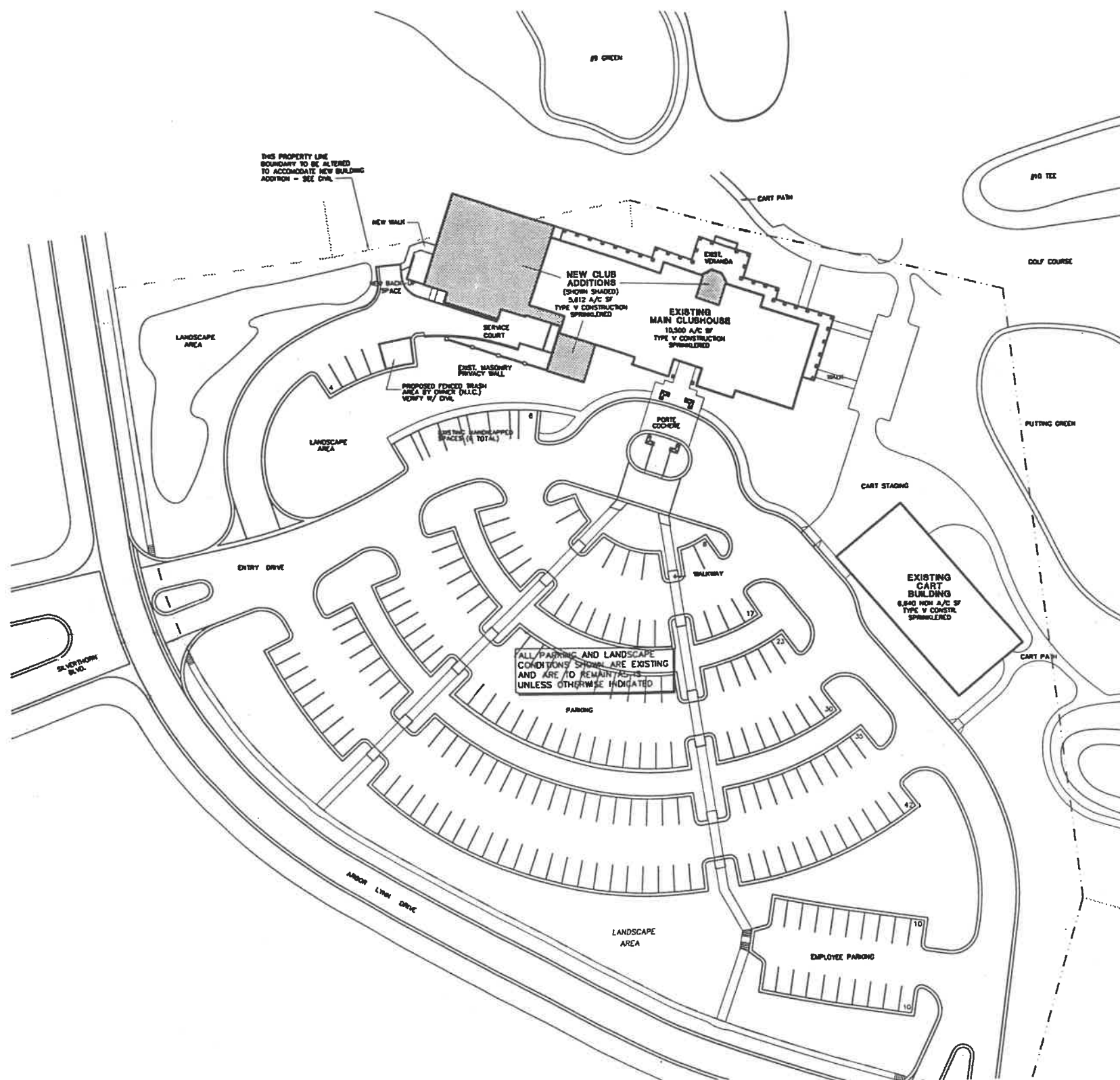
1213 E. 6TH AVE
YBOR CITY
TAMPA FLORIDA 33605
PHONE 813 226-8000
FAX 813 226-0770

JOB NO. 0653
DATE 8/10/97
DRAWN BY CJ
REV. 1 7/29/97
REV. 2 8/20/97
REV. 3
REV. 4

ENLARGED PARTIAL FLOOR PLAN

A3

PARTIAL ENLARGED FLOOR PLAN
SCALE: 1/4" = 1'-0"



DRAWING INDEX:

- SP-1 ARCHITECTURAL SITE PLAN
- D-1 DEMOLITION PLAN
- A-1 FOUNDATION PLAN
- A-2 FLOOR PLAN
- A-3 ENLARGED FLOOR PLAN
- A-4 FRAMING PLAN
- A-5 ROOF PLAN
- A-6 REFLECTED CEILING PLAN
- A-7 EXTERIOR ELEVATIONS
- A-8 STRUCT. NOTES, WALL SECTIONS AND DETAILS
- A-9 WALL SECTIONS AND DETAILS

GENERAL DATA AND NOTES:

- ALL CONSTRUCTION SHALL COMPLY WITH THE REQUIREMENTS OF THE 1994 EDITION OF THE STANDARD BUILDING CODE
- EXISTING CLUBHOUSE AND PROPOSED ADDITION: CONSTRUCTION TYPE V, SPRINKLERED
- OCCUPANT LOAD TABULATION PER SBC 1003.1:

GRAND BANQUET RM.:	242
EXIST. BANQUET ROOM:	58
FORMAL DINING:	45
GRILLE AREA:	100
EXISTING EAST WING AREAS:	78
TOTAL BLDG. OCCUPANT LOAD:	521 PERSONS
- A-2 SMALL ASSEMBLY CLASSIFICATION (NO STAGE REQUIRING PROSCENIUM O.P.G. PROTECTION) EXT. LOAD BEARING CMU WALL WITH FINISH APPLIED ONE STORY TOTAL HEIGHT
- BUILDING AREA CALCULATIONS:

EXISTING BUILDING	10,541 SQ. FT.
NEW ADDITION	5,612 SQ. FT.
TOTAL PROPOSED	17,153 SQ. FT.
TOTAL ALLOWED	24,000 SQ. FT.
- MAINTAIN POSITIVE DRAINAGE AWAY FROM BUILDING AS REQUIRED. COORDINATE WITH CIVIL.

FIRE PROTECTION NOTES:

- ALL PROPOSED ADDITIONS AND RENOVATED AREAS SHOWN HEREIN SHALL BE FULLY SPRINKLERED IN ACCORDANCE WITH NFPA-13.

CONTRACTOR SHALL SUBMIT SHOP DRAWINGS SIGNED AND SEALED BY A FLORIDA REGISTERED P.E. THE SHOP DRAWINGS SHALL INCLUDE HYDRAULIC CALCS. AND SHALL BE SUBMITTED TO THE LOCAL FIRE DEPT. PLANNING OFFICE AND ARCH. FOR REVIEW.

PROVIDE FIRE EXTINGUISHERS FOR ENTIRE BLDG. COMPLY FULLY WITH NFPA-10. LOCATIONS SHOWN ARE TO BE VERIFIED BY A CERTIFIED FIRE EXTINGUISHER SUB-CONTRACTOR. PROVIDE DETAILED DESCR. AND SCHEDULE WITH LAYOUT PLANS SHOWING ALL CONDITIONS FOR ARCHITECTS REVIEW. PROVIDE RECESSED CABINETS THROUGHOUT, EXCEPT IN THE KITCHEN/BANQUET SET-UP AREA, WHERE WALL BRACKETS ARE TO BE USED.

1213 E. 6TH AVE
 YBOR CITY
 TAMPA FLORIDA 33605
 PHONE 813 228-8000
 FAX 813 228-0770

JOB NO. 9658
 DATE 6/10/97
 DRAWN BY CJ
 REV. 1
 REV. 2
 REV. 3
 REV. 4

SILVERTHORN CLUBHOUSE ADDITION SITE PLAN
 SCALE: 1" = 30'

REFER TO THIS PLAN FOR ARCHITECTURAL ORIENTATION ONLY. FOR SPECIFIC BLDG. PLACEMENT, SITE UTILITIES, HORIZONTAL AND VEHICLE CONTROL, AND LEGAL REFER TO CIVIL DRAWINGS.

CREATIVE CONTRACTORS INC
 600 DREW STREET
 CLEARWATER, FLORIDA

SCARBOROUGH CORPORATION
 A WEYERHAEUSER COMPANY

SILVERTHORN
 CLUBHOUSE ADDITION
 FLORIDA
 HERNANDO COUNTY



CGH
 CURTIS BARNES HALL
 ARCHITECTS PLANNERS INC

ARCHITECTURAL SITE PLAN
SP1