



FOR LEASE

ENTERPRISE INDUSTRIAL PARK

325 HABERSHAM RD, HIGH POINT, NC 27260



ENTERPRISE INDUSTRIAL PARK

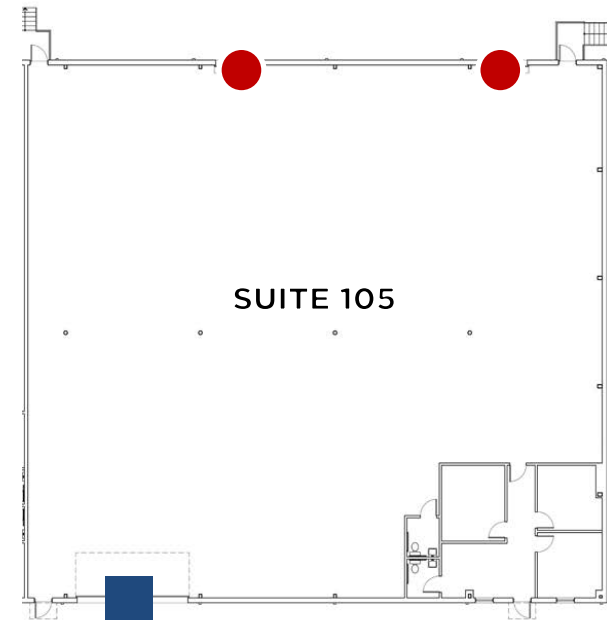
325 HABERSHAM RD., HIGH POINT, NC 27260

SPACE AVAILABLE

SUITE 105
± 10,748 SF

SUITE 105	
Size:	± 10,748 SF
Drive-In Doors:	One (1) front-load - 20' x 14'
Dock-High Doors:	Two (2) dock-high - 8' x 9'
Clear Height:	24'
Column Spacing:	25' x 48'
Electrical:	200 Amps
Lighting:	LED in the warehouse
Additional SF:	± 885 SF of office / restrooms

● Dock-High Door
■ Drive-In Door



ENTERPRISE INDUSTRIAL PARK

325 HABERSHAM RD., HIGH POINT, NC 27260

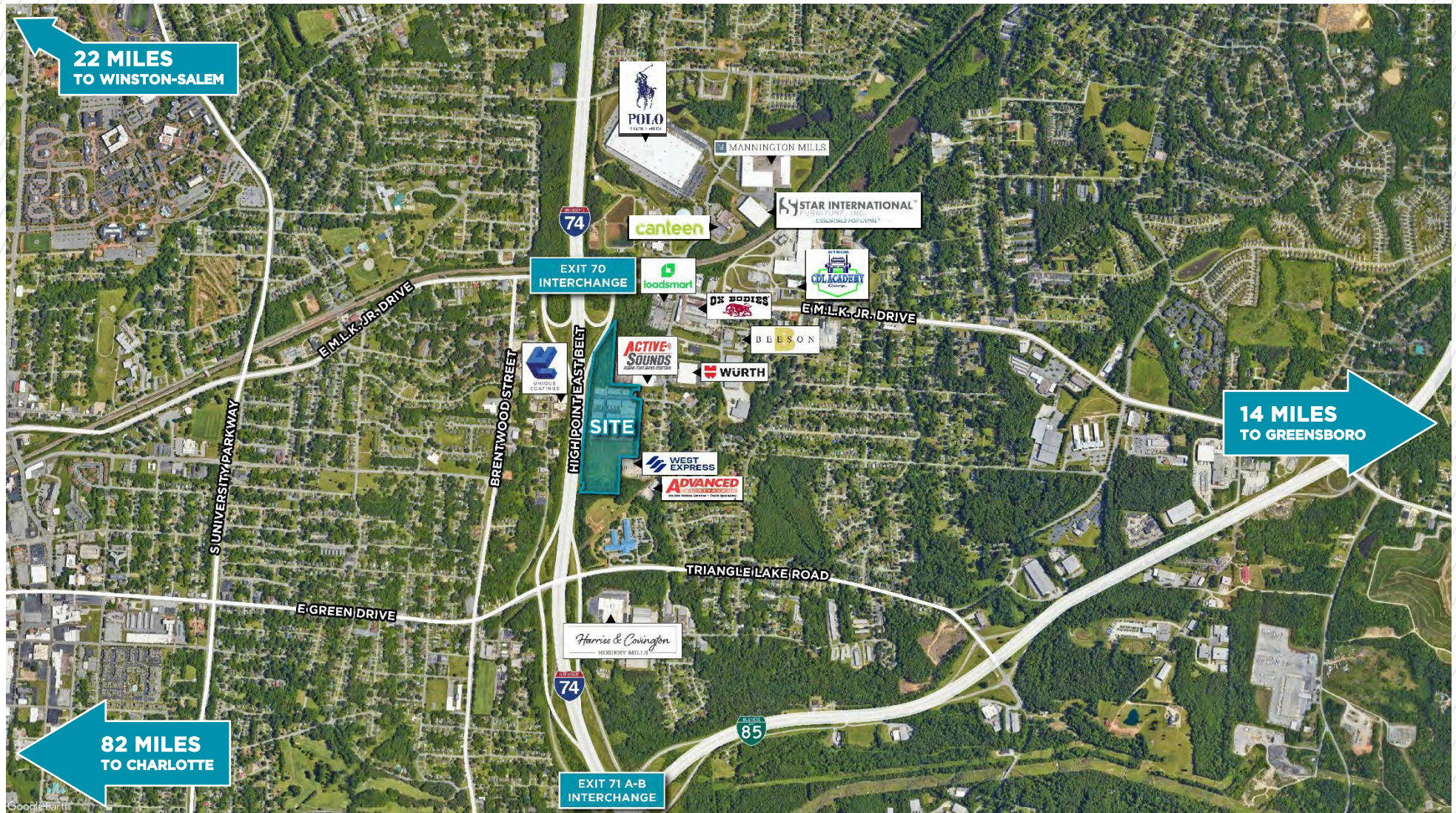
AVAILABILITY



ENTERPRISE INDUSTRIAL PARK

325 HABERSHAM RD., HIGH POINT, NC 27260

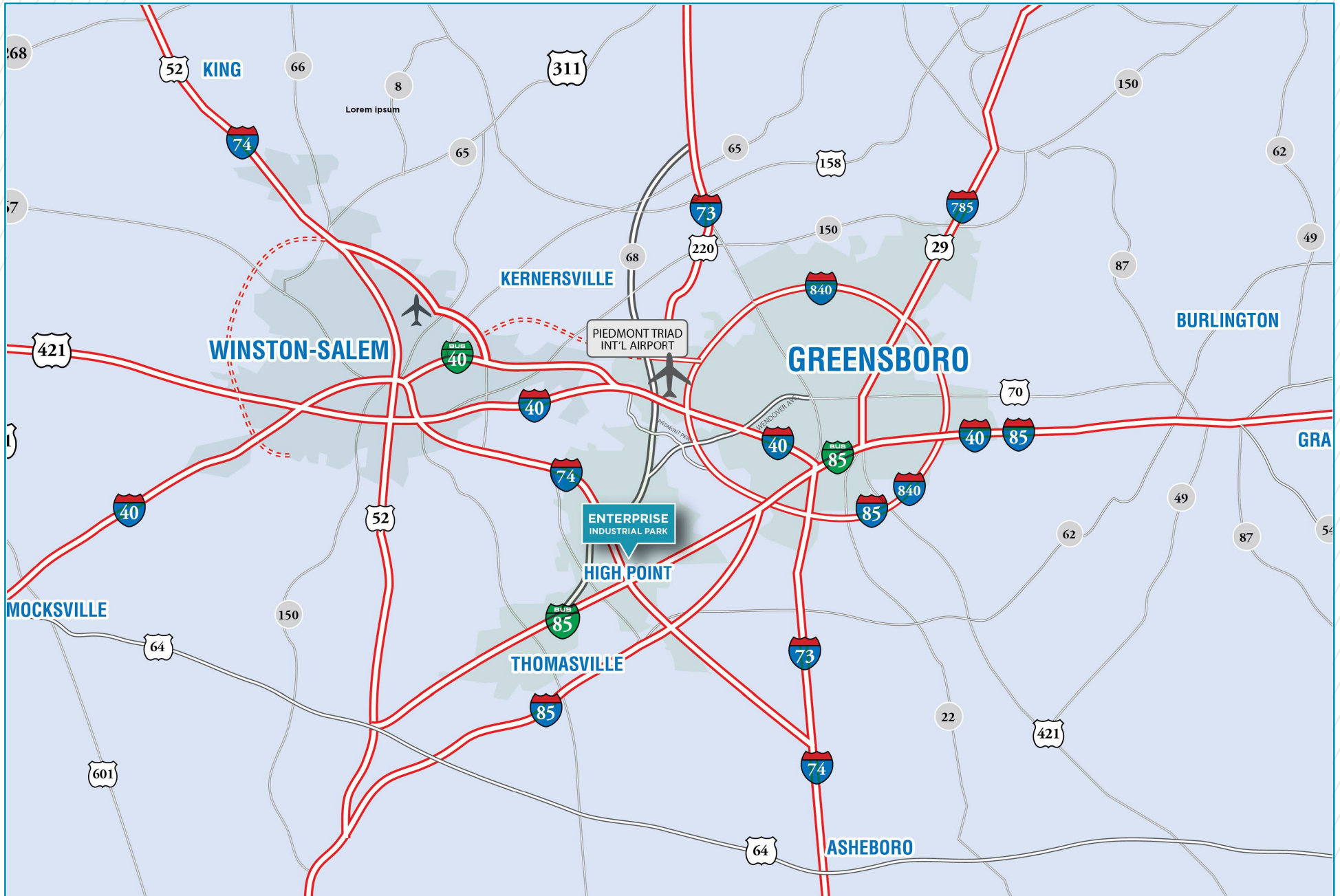
LOCATION AERIAL



ENTERPRISE INDUSTRIAL PARK

325 HABERSHAM RD., HIGH POINT, NC 27260

LOCATOR MAP



ENTERPRISE INDUSTRIAL PARK

325 HABERSHAM ROAD, HIGH POINT, NC 27260

FOR MORE INFORMATION, CONTACT:

JORDAN MITCHELL

Senior Director
+1 336 201 0495
jordan.mitchell@cushwake.com

RYAN CONBOY, SIOR

Managing Director
+1 336 821 3832
ryan.conboy@cushwake.com

628 Green Valley Road, Suite 202
Greensboro, NC 27408
+1 336 668 9999
cushmanwakefield.com

©2025 Cushman & Wakefield. All rights reserved. The information contained in this communication is strictly confidential. This information has been obtained from sources believed to be reliable but has not been verified. NO WARRANTY OR REPRESENTATION, EXPRESS OR IMPLIED, IS MADE AS TO THE CONDITION OF THE PROPERTY (OR PROPERTIES) REFERENCED HEREIN OR AS TO THE ACCURACY OR COMPLETENESS OF THE INFORMATION CONTAINED HEREIN, AND SAME IS SUBMITTED SUBJECT TO ERRORS, OMISSIONS, CHANGE OF PRICE, RENTAL OR OTHER CONDITIONS, WITHDRAWAL WITHOUT NOTICE, AND TO ANY SPECIAL LISTING CONDITIONS IMPOSED BY THE PROPERTY OWNER(S). ANY PROJECTIONS, OPINIONS OR ESTIMATES ARE SUBJECT TO UNCERTAINTY AND DO NOT SIGNIFY CURRENT OR FUTURE PROPERTY PERFORMANCE.

