

# Shoppes at Trickum

Property Highlights

Location

Site Plan

Demographics

Gallery

Contact



12184 GA-92, Woodstock, GA 30188

Walmart Supercenter shadow-  
anchored Retail Center

49,900 SF  
LEASABLE SPACE



**HALPERN**  
ENTERPRISES, INC.



# Shoppes at Trickum

Property Highlights

Location

Site Plan

Demographics

Gallery

Contact



**Highly visible** retail center shadow anchored by Walmart Supercenter.

- 1,200 SF endcap available
- Co-tenants include Dollar Tree, Sport Clips, Sally Beauty Supply and H&R Block



# Shoppes at Trickum

Property Highlights

Location

Site Plan


Demographics

Gallery

Contact



## 10-Minute Drive



33,166

HOUSEHOLDS



89,695

POPULATION



\$108,920

MEDIAN HH INCOME

- Positioned along GA-92's retail corridor, minutes from downtown Woodstock
- Money Magazine named Woodstock one of the Top 50 Best Places to Live in the U.S.



# Shoppes at Trickum

Property Highlights

Location

Site Plan

Demographics

Gallery

Contact





# Shoppes at Trickum

Property Highlights

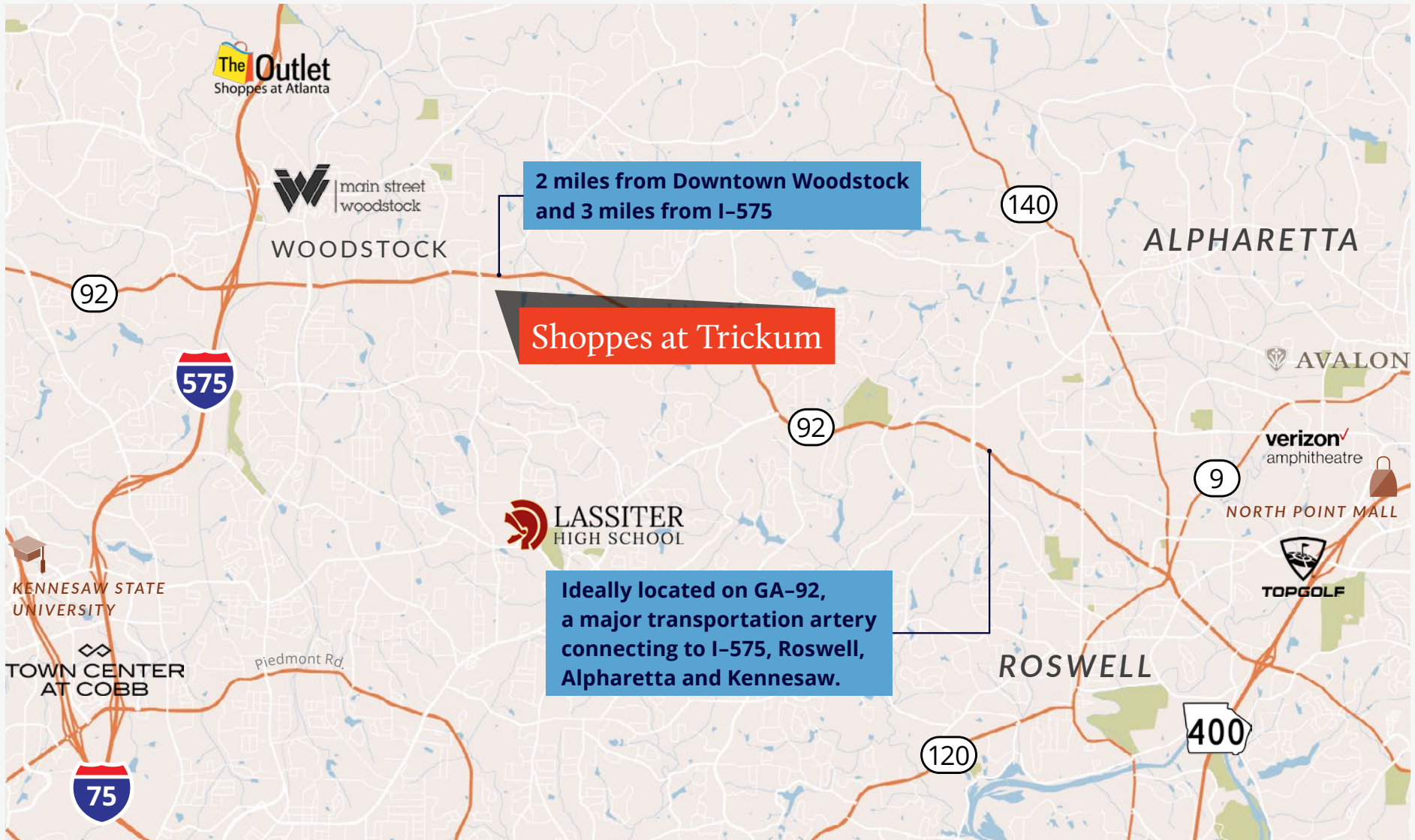
Location

Site Plan

Demographics

Gallery

Contact



# Shoppes at Trickum

Property Highlights

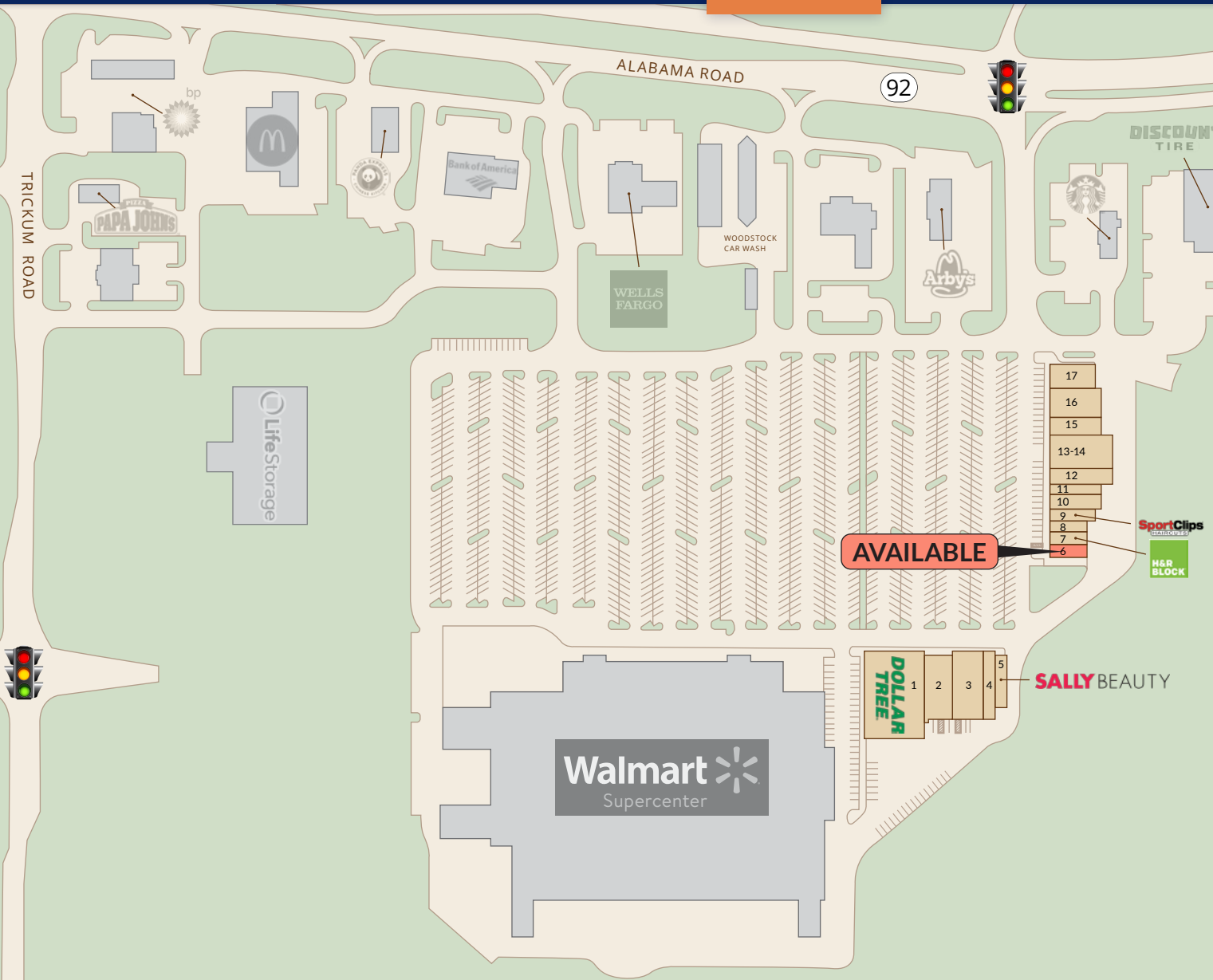
Location

Site Plan

Demographics

Gallery

Contact



Space #	Tenant	SF
1	Dollar Tree	12,000
2	Elevate Martial Arts	4,700
3	Uptown Cheapskate	4,900
4	Encore Salon Suites	2,100
5	Sally Beauty	1,600
6	AVAILABLE	1,200
7	H&R Block	1,200
8	A Nails	1,200
9	SportClips	1,400
10	The Georgia Hemp Co.	1,600
11	Babies & Blooms	1,600
12	Children's Play Place	3,000
13-14	Community Cat Clinic	4,600
15	All About Family Dentistry	2,000
16	Cold Foil Heroes	4,000
17	Evolve Chiropractic	2,800



# Shoppes at Trickum

Property Highlights

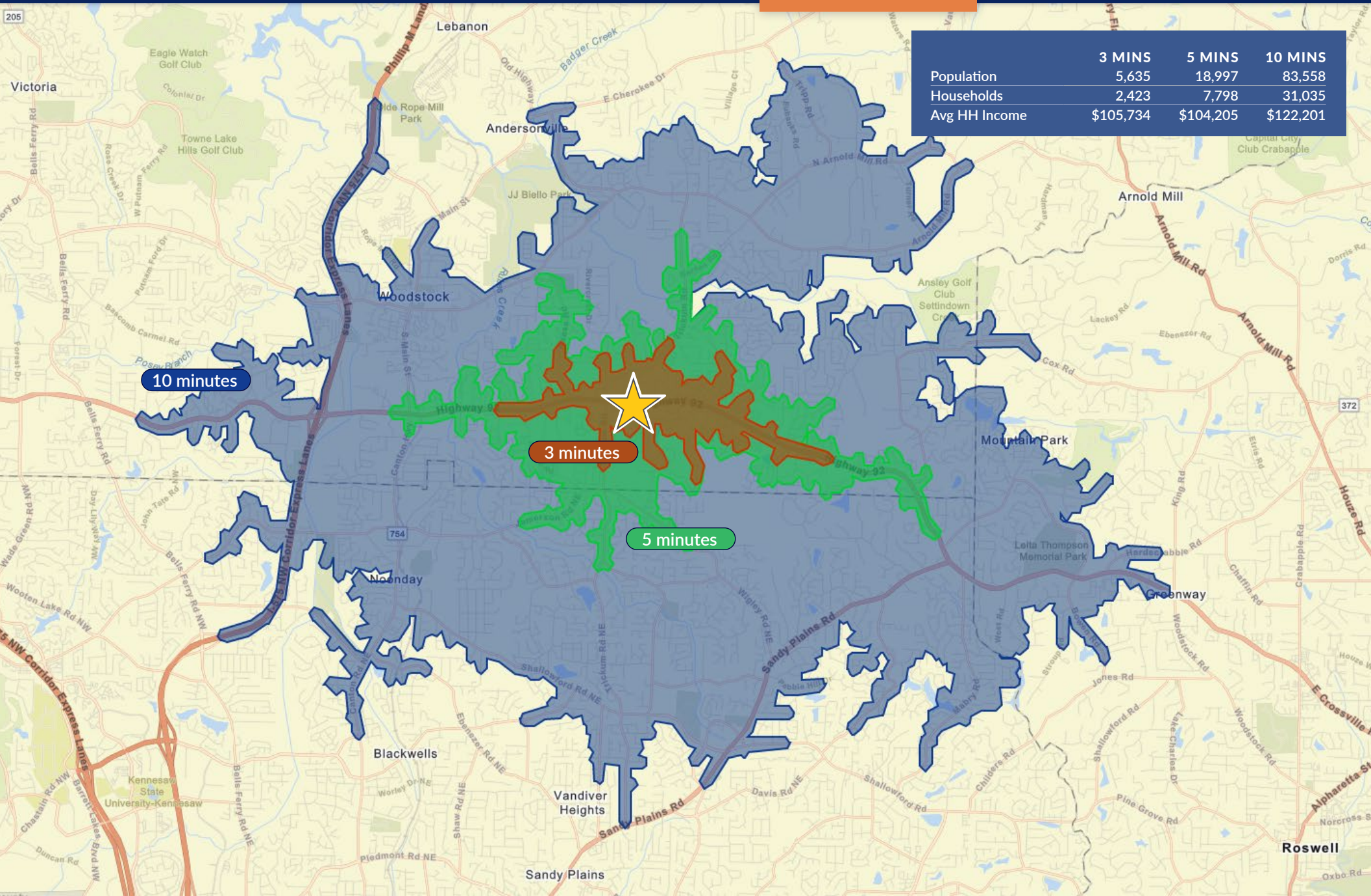
Location

Site Plan

Demographics

Gallery

Contact



	3 MINS	5 MINS	10 MINS
Population	5,635	18,997	83,558
Households	2,423	7,798	31,035
Avg HH Income	\$105,734	\$104,205	\$122,201



# Shoppes at Trickum

Property Highlights

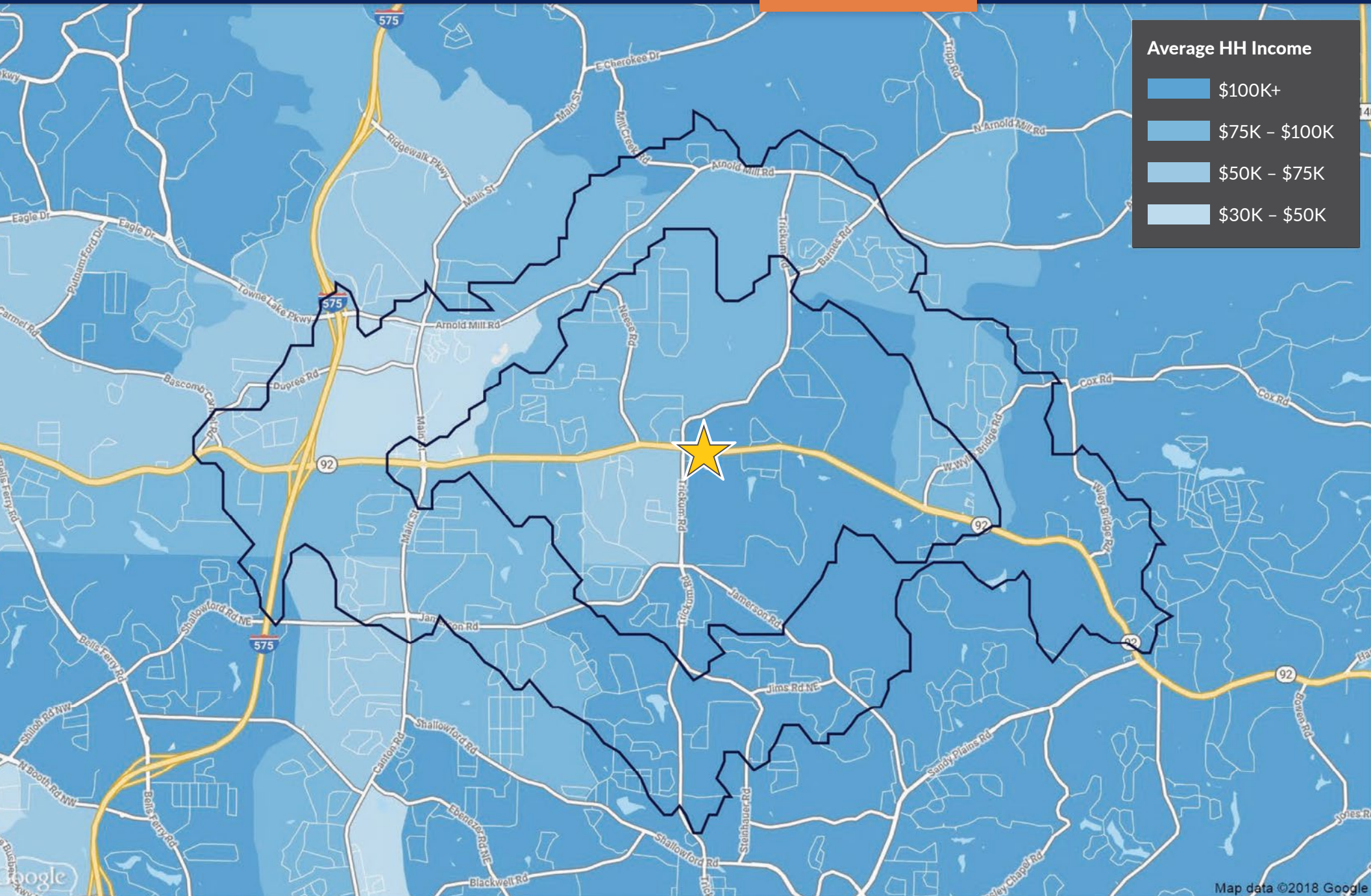
Location

Site Plan

Demographics

Gallery

Contact





# Shoppes at Trickum

Property Highlights

Location

Site Plan

Demographics

Gallery

Contact

	5 MINUTES	10 MINUTES	15 MINUTES
POPULATION			
2010 Population	14,048	72,388	211,024
2020 Population	18,079	86,066	245,642
2023 Population	19,088	89,695	253,833
2028 Population	19,881	91,627	259,631
2020-2023 Annual Rate	1.69	1.28	1.01
2023-2028 Annual Rate	0.82	0.43	0.45
2023 Male Population	48.1	48.8	49
2023 Female Population	51.9	51.2	51
2023 Median Age	39.5	40.3	39.6
MEDIAN AGE	The median age in this area is 39.6, compared to U.S. median age of 39.1.		
RACE AND ETHNICITY			
2023 White Alone	71.1%	71.1%	69.6%
2023 Black Alone	7.9%	8.0%	10.2%
2023 American Indian/Alaska Native Alone	0.2%	0.3%	0.4%
2023 Asian Alone	4.3%	4.6%	5.1%
2023 Pacific Islander Alone	0.1%	0.0%	0.0%
2023 Other Race	5.0%	4.8%	4.4%
2023 Two or More Races	11.4%	11.1%	10.4%
2023 Hispanic Origin (Any Race)	12.8%	12.6%	11.5%
HOUSEHOLDS			
2010 Households	5,771	26,596	76,703
2020 Households	7,160	31,582	89,229
2023 Households	7,418	33,166	92,822
2028 Households	7,762	34,141	95,558
2020-2023 Annual Rate	1.10%	1.52%	1.22%
2023-2028 Annual Rate	0.91%	0.58%	0.58%
2023 Average Household Size	2.54	2.69	2.69
MEDIAN HOUSEHOLD INCOME			
2023 Median Household Income	\$103,140	\$108,920	\$106,885
2028 Median Household Income	\$115,994	\$122,246	\$119,519
2023-2028 Annual Rate	2.38%	2.34%	2.26%

Source: ESRI October 2023



# Shoppes at Trickum

Property Highlights

Location

Site Plan

Demographics

Gallery

Contact





# Shoppes at Trickum

Property Highlights

Location

Site Plan

Demographics

Gallery

Contact



**John Brozovic**

[jbrozovic@halpernent.com](mailto:jbrozovic@halpernent.com)  
(770) 508-3314

**HALPERN**  
ENTERPRISES, INC.



[www.halpernent.com](http://www.halpernent.com)