

PROPERTY FOR SALE / LEASE

24450 Evergreen Rd
Southfield, MI 48075



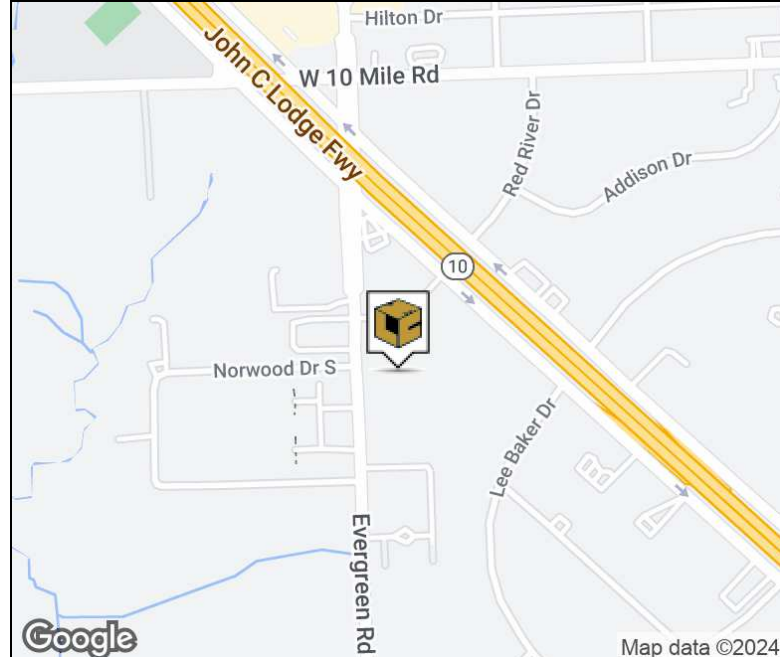
L. MASON CAPITANI
CORFAC INTERNATIONAL

PROPERTY SUMMARY



Property Highlights

- Prime 33,600 Square Foot Office Building For Sale
- Flexible Leasing Options: Up to 5,700 SF Available
- Full Service Lease Options Available
- Convenient Access to Northwestern Hwy
- Motivated Landlord
- Covered Parking Spaces Available



FOR MORE INFORMATION:

Aaron Smith

Vice President
248.637.3515
asmith@lmcap.com

Michael Elle

Sales Associate
248.637.3526
melle@LMCap.com



CONNECT WITH US

248.637.9700 | www.LMCap.com

Information contained herein was obtained from sources deemed to be reliable but is not guaranteed. Subjects to prior sales, changes of price or withdrawal.

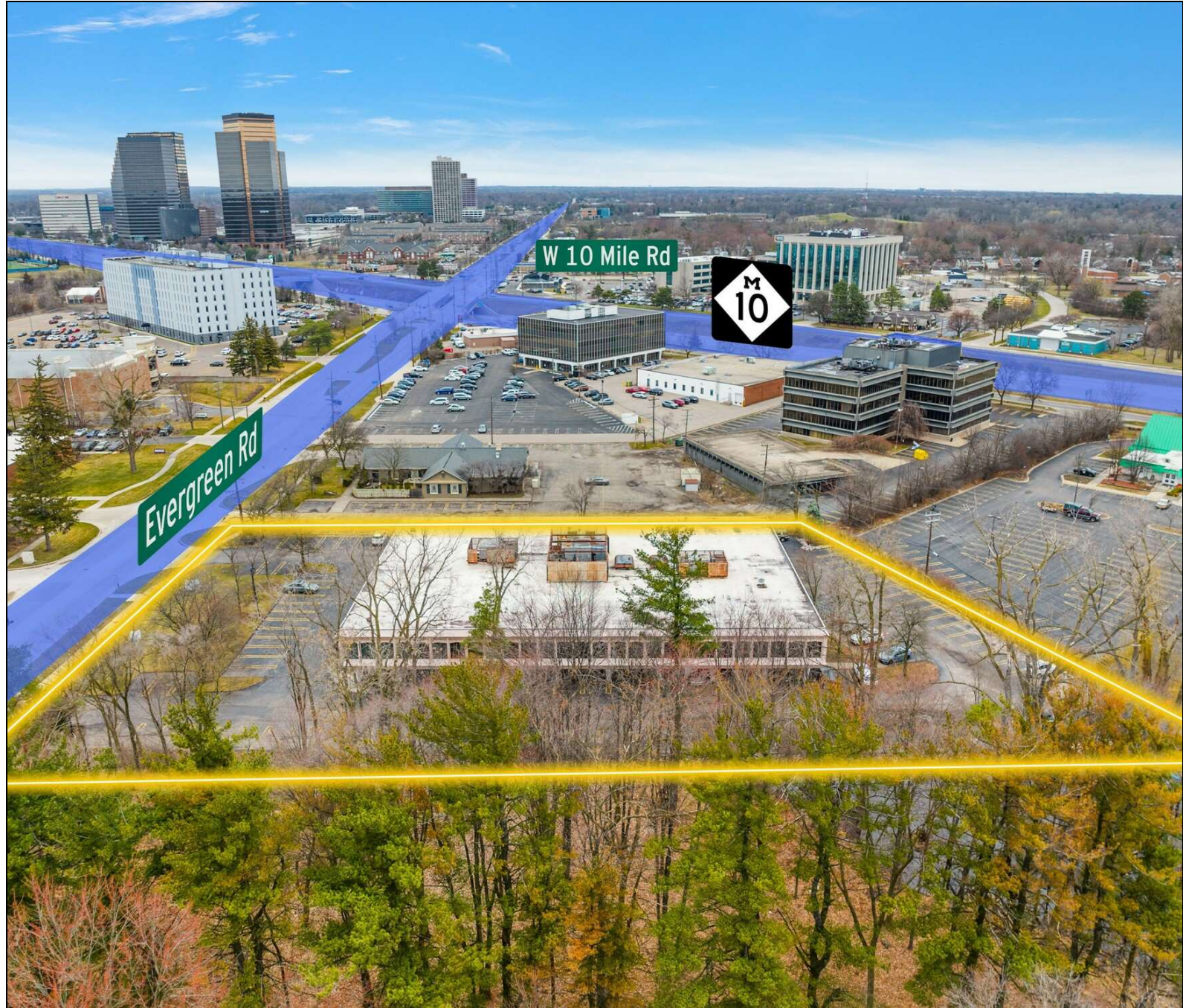
PROPERTY FOR SALE / LEASE

24450 Evergreen Rd
Southfield, MI 48075



L. MASON CAPITANI
CORFAC INTERNATIONAL

ADDITIONAL PHOTOS



FOR MORE INFORMATION:

Aaron Smith

Vice President

248.637.3515

asmith@lmcap.com

Michael Elle

Sales Associate

248.637.3526

melle@LMCap.com



CONNECT WITH US

248.637.9700 | www.LMCap.com

Information contained herein was obtained from sources deemed to be reliable but is not guaranteed. Subjects to prior sales, changes of price or withdrawal.

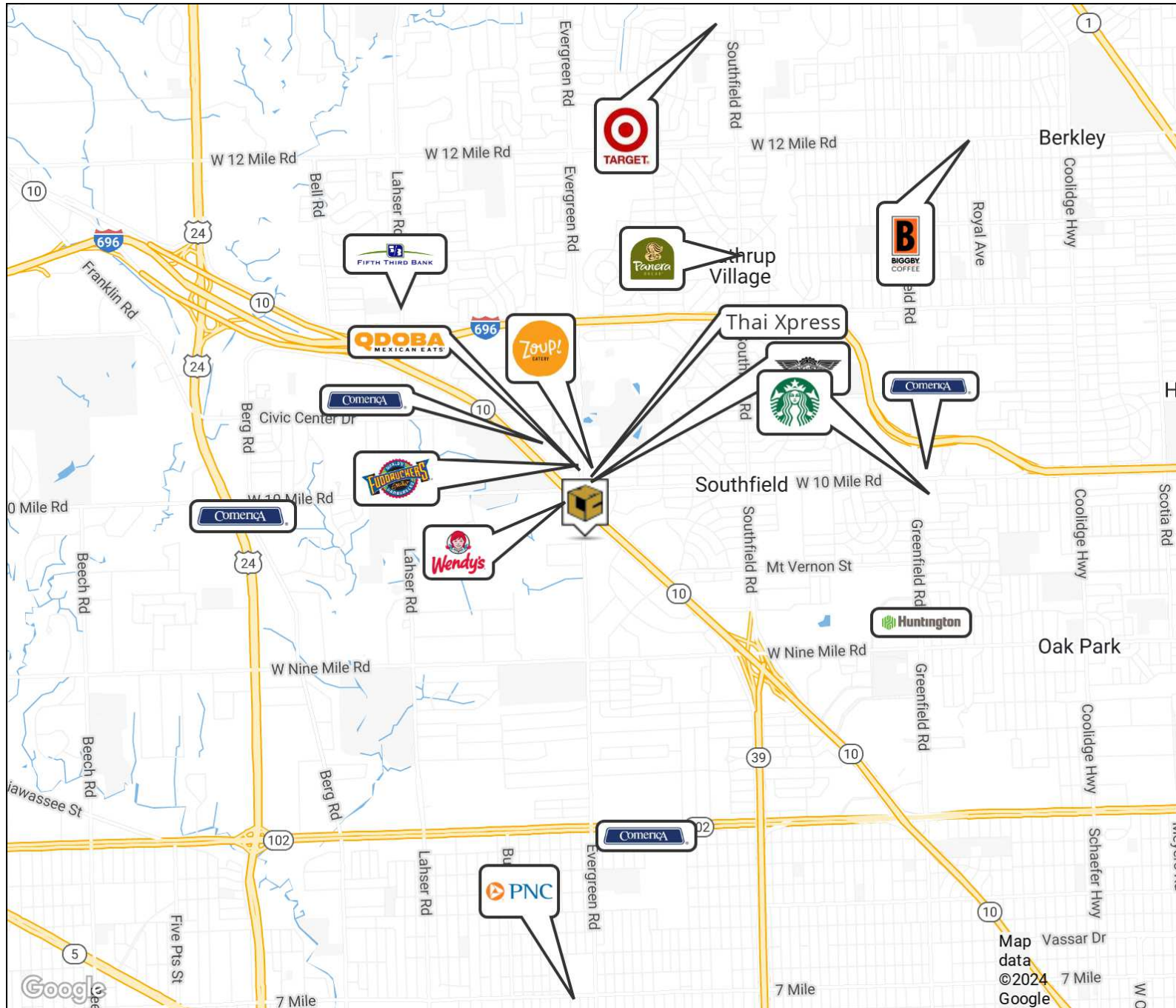
PROPERTY FOR SALE / LEASE

24450 Evergreen Rd
Southfield, MI 48075



L. MASON CAPITANI
CORFAC INTERNATIONAL

REGIONAL MAP



FOR MORE INFORMATION:

Aaron Smith

Vice President
248.637.3515
asmith@lmcap.com

Michael Elle

Sales Associate
248.637.3526
melle@LMCap.com



CONNECT WITH US

248.637.9700 | www.LMCap.com

Information contained herein was obtained from sources deemed to be reliable but is not guaranteed. Subjects to prior sales, changes of price or withdrawal.

PROPERTY FOR SALE / LEASE

24450 Evergreen Rd
Southfield, MI 48075



L. MASON CAPITANI
CORFAC INTERNATIONAL

OFFICE PROPERTY DETAILS

Sale Price

Not Disclosed

Lease Rate

\$12.00 - 13.80 SF/yr

Property Information

Property Type	Office
Property Subtype	Office Building
Zoning	Office
Lot Size	5.39 Acres
APN #	76-24-26-151-005

Parking & Transportation

Parking Type	Surface
Parking Ratio	5.5

Available Suites

Suite 101 - 2,800 SF	\$12.00 Gross
Suite 103 - 1,300 SF	\$12.00 Gross
Suite 210 - 1,200 SF	\$12.00 Gross
Suite 215 - 2,000 SF	\$13.80 Gross
Suite 218 - 2,500 SF	\$12.00 Gross

Location Information

Street Address	24450 Evergreen Rd
City, State, Zip	Southfield, MI 48075
County	Oakland
Cross-Streets	-
Nearest Highway	-

Building Information

Building Size	33,600 SF
Building Class	C
Occupancy %	71
Tenancy	Multiple
Number of Floors	2
Year Built	1970
Gross Leasable Area	33,600 SF
Annual Escalations	\$0.50

FOR MORE INFORMATION:

Aaron Smith

Vice President
248.637.3515
asmith@lmcap.com

Michael Elle

Sales Associate
248.637.3526
melle@LMCap.com



CONNECT WITH US

248.637.9700 | www.LMCap.com

Information contained herein was obtained from sources deemed to be reliable but is not guaranteed. Subjects to prior sales, changes of price or withdrawal.